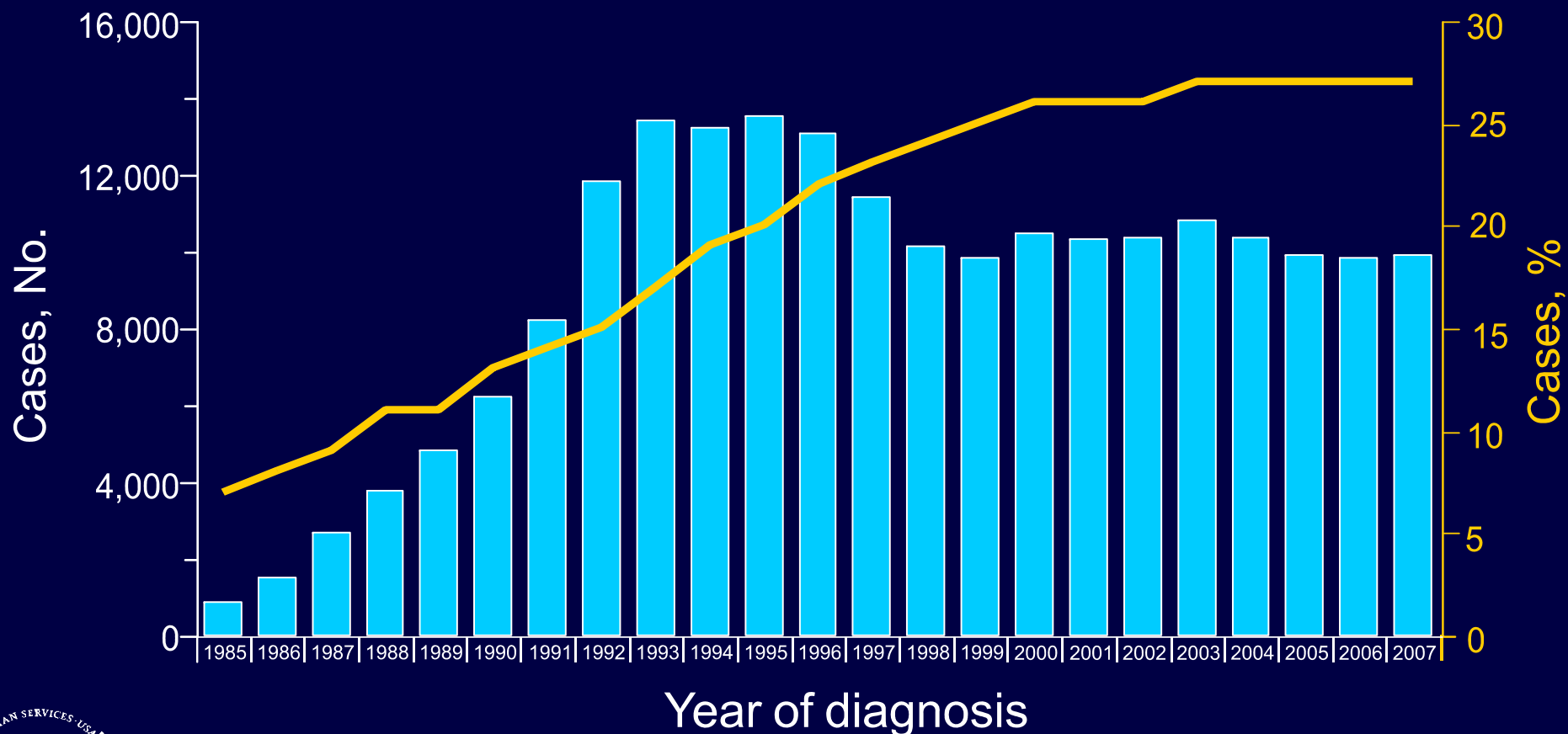


Estimated Numbers and Percentages* of AIDS Cases among Female Adults and Adolescents 1985–2007—United States and Dependent Areas



Note. Data have been adjusted for reporting delays.
 *Percentage of all cases that were diagnosed among females.



CS201453-A



Estimated Numbers of AIDS Cases and Rates for Female Adults and Adolescents, by Race/Ethnicity 2007—50 States and DC

Race/Ethnicity	Cases	Rate (Cases per 100,000 population)
American Indian/Alaska Native	46	5.0
Asian*	93	1.6
Black/African American	6,243	39.8
Hispanic/Latino [†]	1,452	8.9
Native Hawaiian/Other Pacific Islander	12	7.1
White	1,600	1.8
Total[‡]	9,579	7.5

Note. Data have been adjusted for reporting delays.

*Includes Asian and Pacific Islander legacy cases.

[†]Hispanics/Latinos can be of any race.

[‡]Includes 132 female adults and adolescents of unknown race or multiple races.



Percentages of AIDS Cases among Female Adults and Adolescents, by Transmission Category and Age at Diagnosis 2007—United States and Dependent Areas

Transmission category	Age at diagnosis (in years)				
	13–19	20–24	25–34	35–44	≥45
	%	%	%	%	%
Injection drug use	8	12	18	25	28
High-risk heterosexual contact*	47	82	82	74	70
Other/not identified [†]	45	6	1	1	1

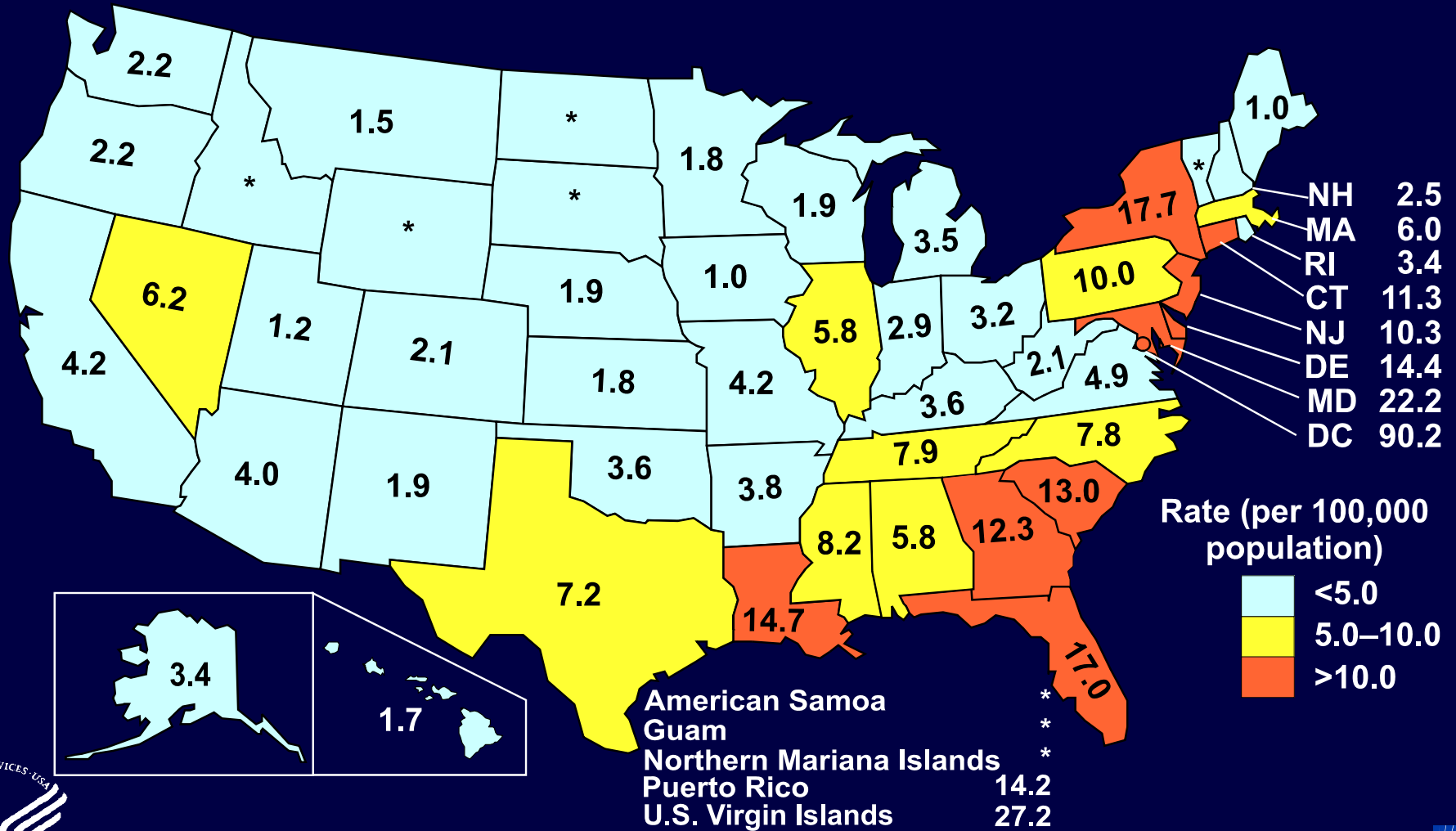
Note. Data have been adjusted for reporting delays and missing risk-factor information.

*Heterosexual contact with a person known to have, or to be at high risk for, HIV infection.

[†]Includes blood transfusion, perinatal exposure, and risk factor not reported or not identified.



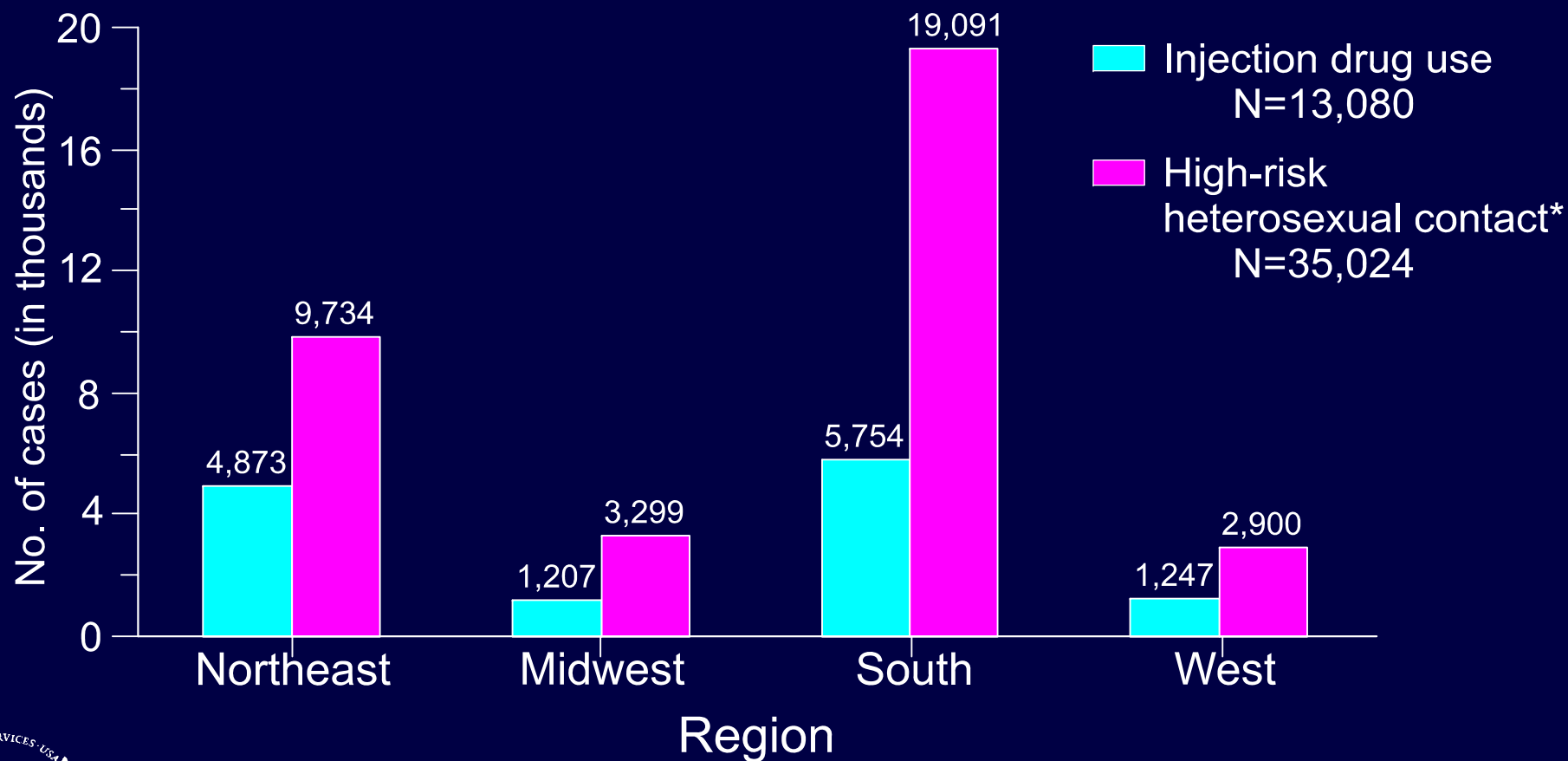
AIDS Rates for Female Adults and Adolescents Reported in 2007—United States and Dependent Areas



*Rates were not calculated for areas reporting fewer than 5 AIDS cases in females in 2007.



AIDS Cases among Female Adults and Adolescents Attributed to Injection Drug Use or High-Risk Heterosexual Contact, by Region, 2003–2007—50 States and DC



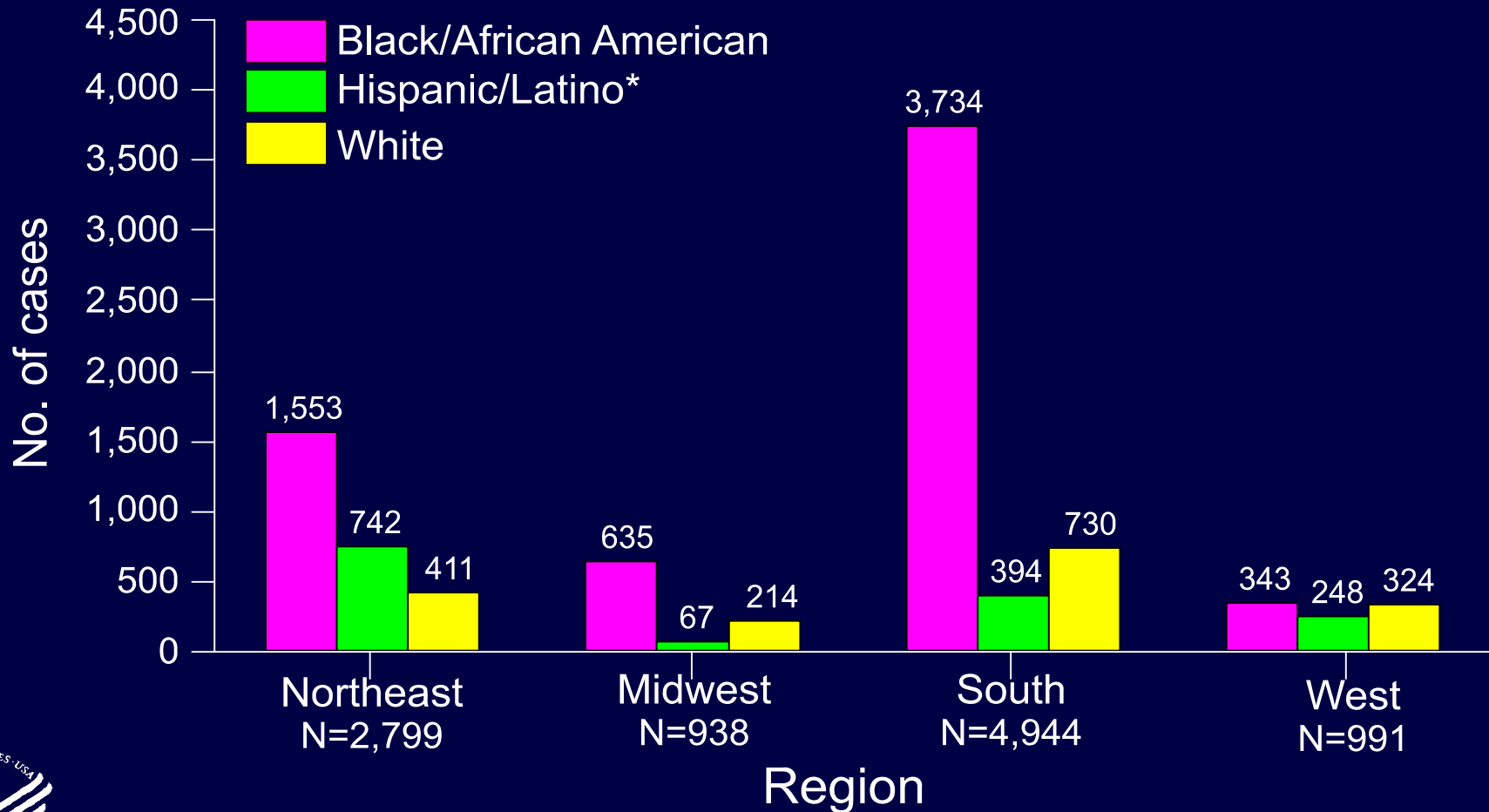
Note. Data have been adjusted for reporting delays and missing risk-factor information.

* Heterosexual contact with a person known to have, or to be at high risk for, HIV infection.



Reported AIDS Cases among Female Adults and Adolescents, by Region and Race/Ethnicity, 2007

50 States and DC

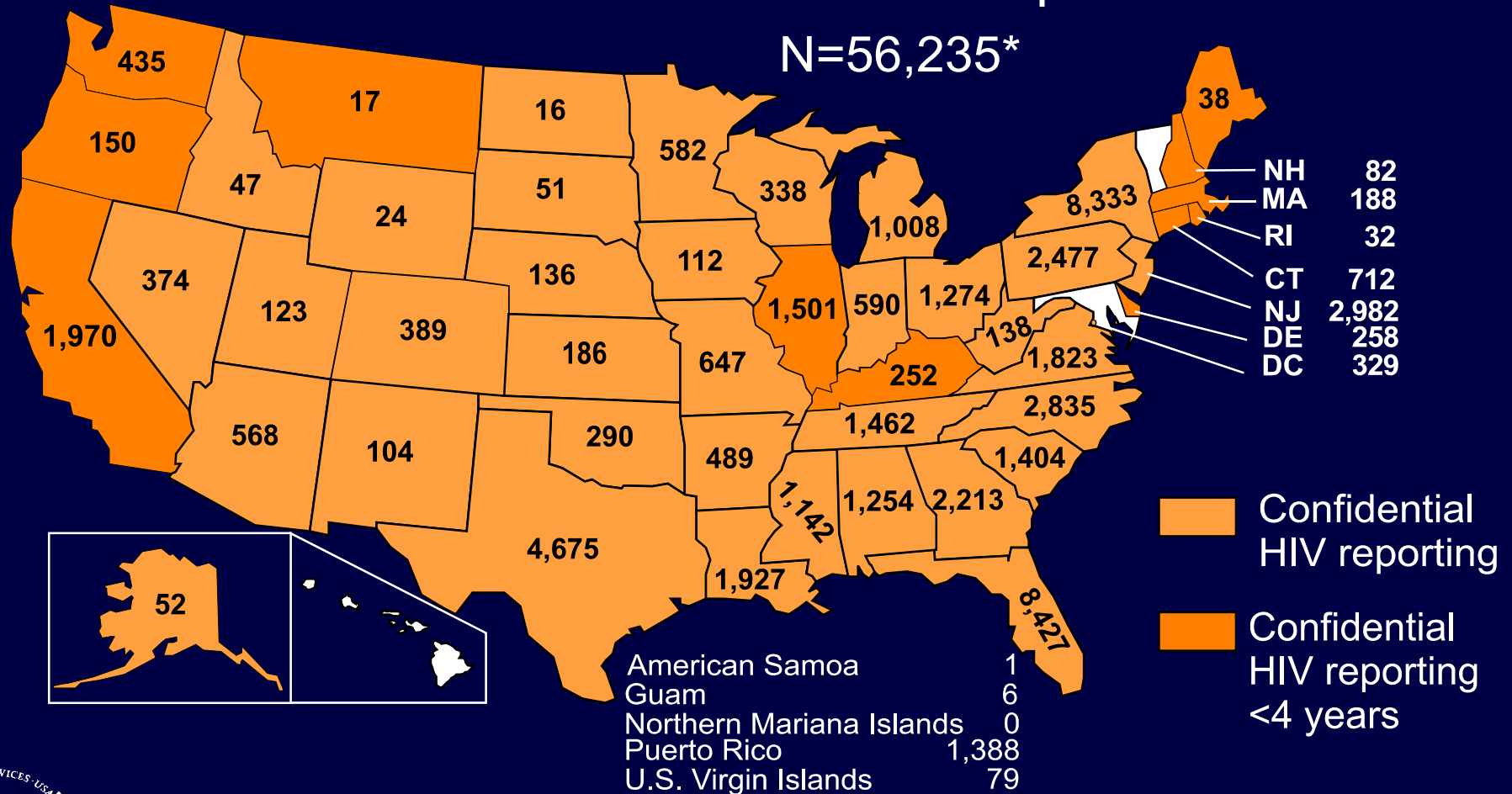


Region totals include 131 females of unknown race or multiple races.

*Hispanics/Latinos can be of any race.



Female Adults and Adolescents 15 to 44 Years of Age Reported to be Living with HIV Infection (not AIDS), 2007—47 States the District of Columbia and 5 U.S. Dependent Areas



Note. Data from 47 states, the District of Columbia, and 5 U.S. dependent areas with confidential name-based HIV infection reporting as of 2007. Data based on person's age as of December 31, 2007.

*Includes 130 persons reported from areas with confidential name-based HIV infection reporting, but who were residents of areas without confidential name-based HIV infection reporting. Includes 175 persons whose state of residence is unknown or missing.













