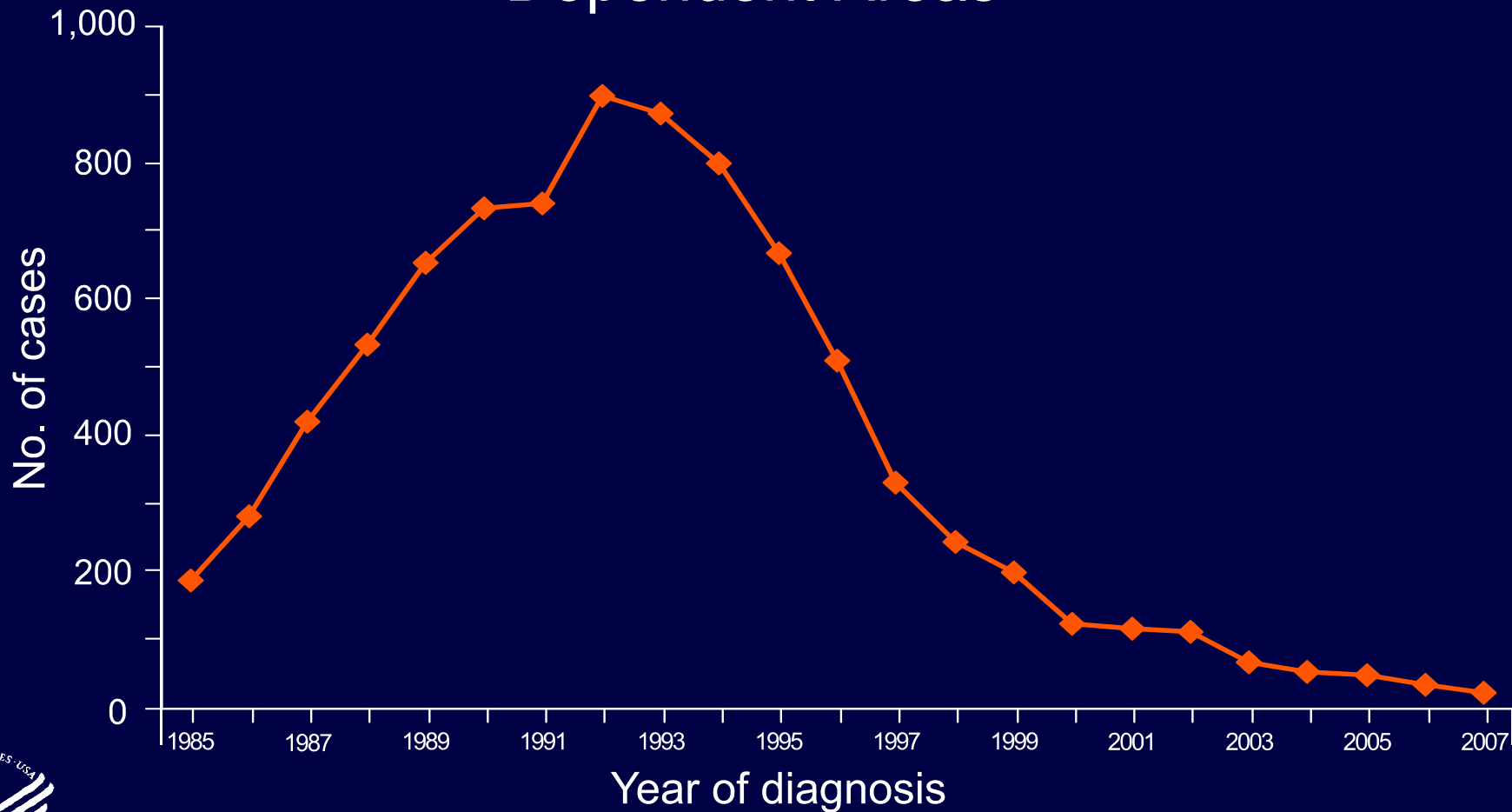


Reported AIDS in Children <13 Years of Age by Transmission Category, 2007 and Cumulative United States and Dependent Areas

Transmission category	2007		Cumulative	
	No.	%	No.	%
Perinatally acquired	73	84	8,797	92
Transfusion-associated	1	1	383	4
Hemophilia	0	0	229	2
Risk not reported or identified	13	15	181	2
Total	87	100	9,590	100



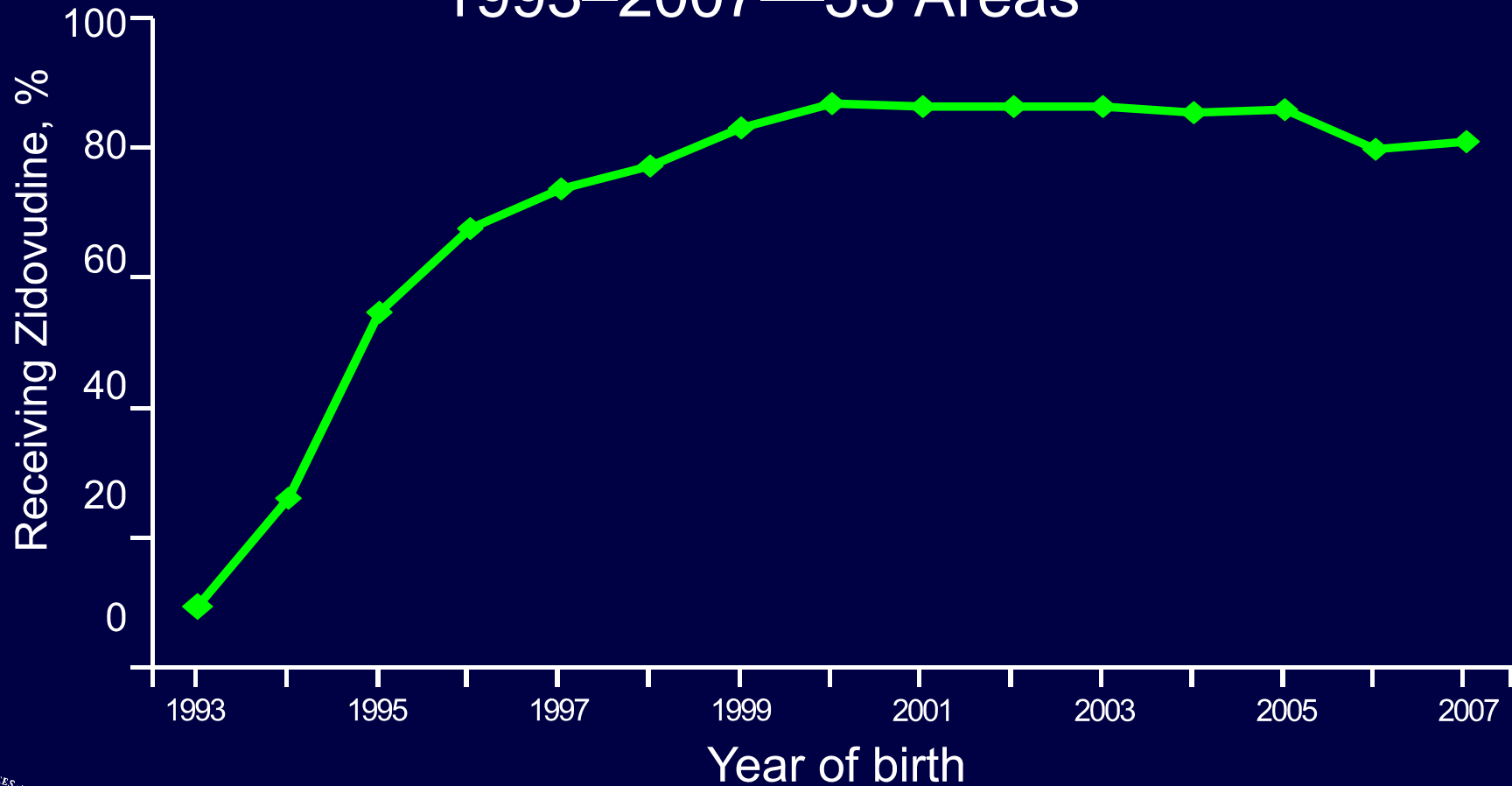
Estimated Numbers of Perinatally Acquired AIDS Cases by Year of Diagnosis, 1985–2007—United States and Dependent Areas



Note. Data have been adjusted for reporting delays and missing risk-factor information.



Zidovudine Use for HIV-infected Pregnant Women or for Perinately Exposed* or Infected Children Born 1993–2007—53 Areas

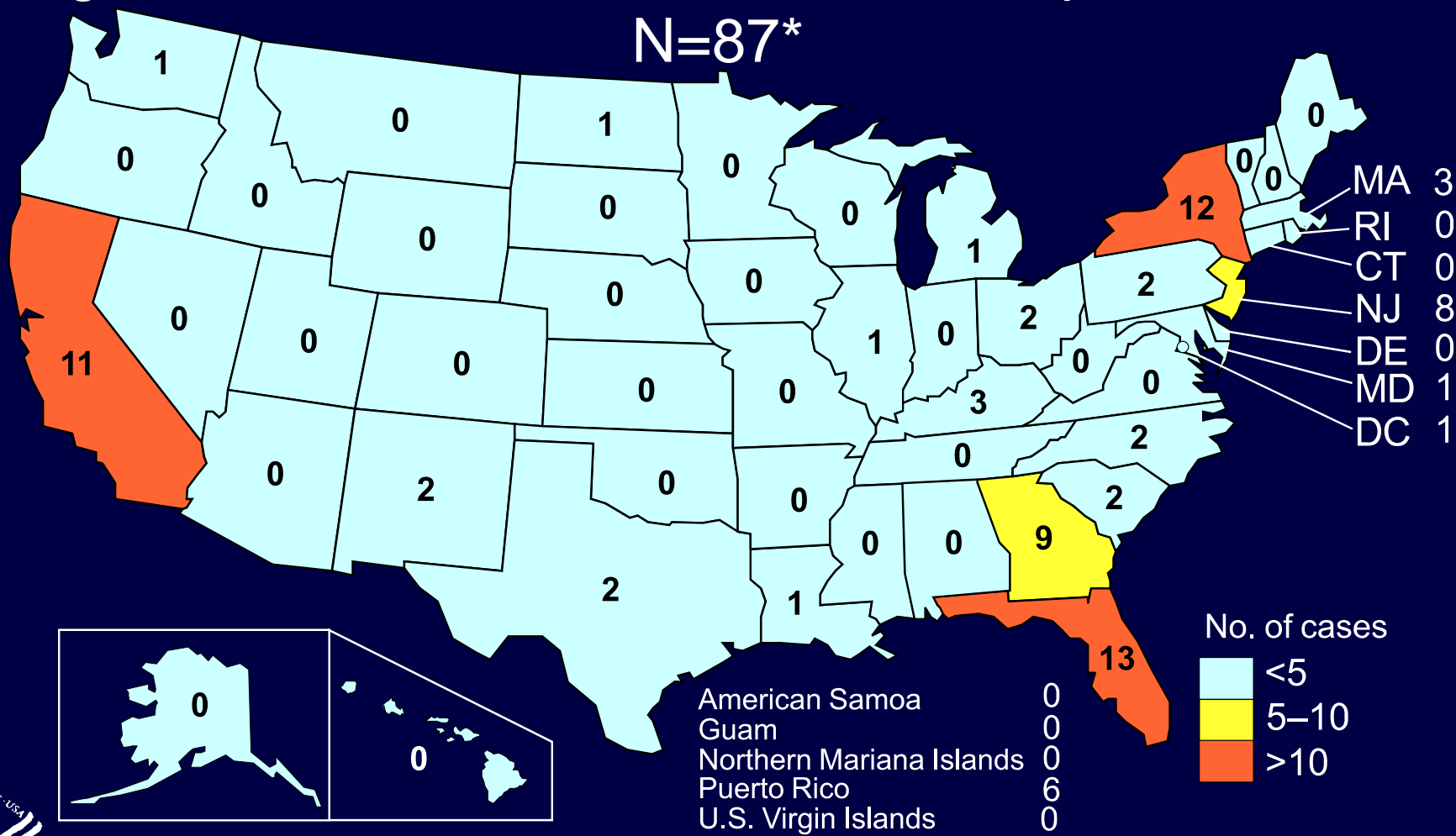


Note. Includes prenatal, intrapartum, or neonatal receipt of Zidovudine to reduce perinatal HIV transmission. As of 2007, 53 areas conducted confidential name-based HIV surveillance. *Perinatal exposure data from 33 areas that report perinatal exposure.



Reported AIDS Cases in Children <13 Years of Age at Diagnosis, 2007—United States and Dependent Areas

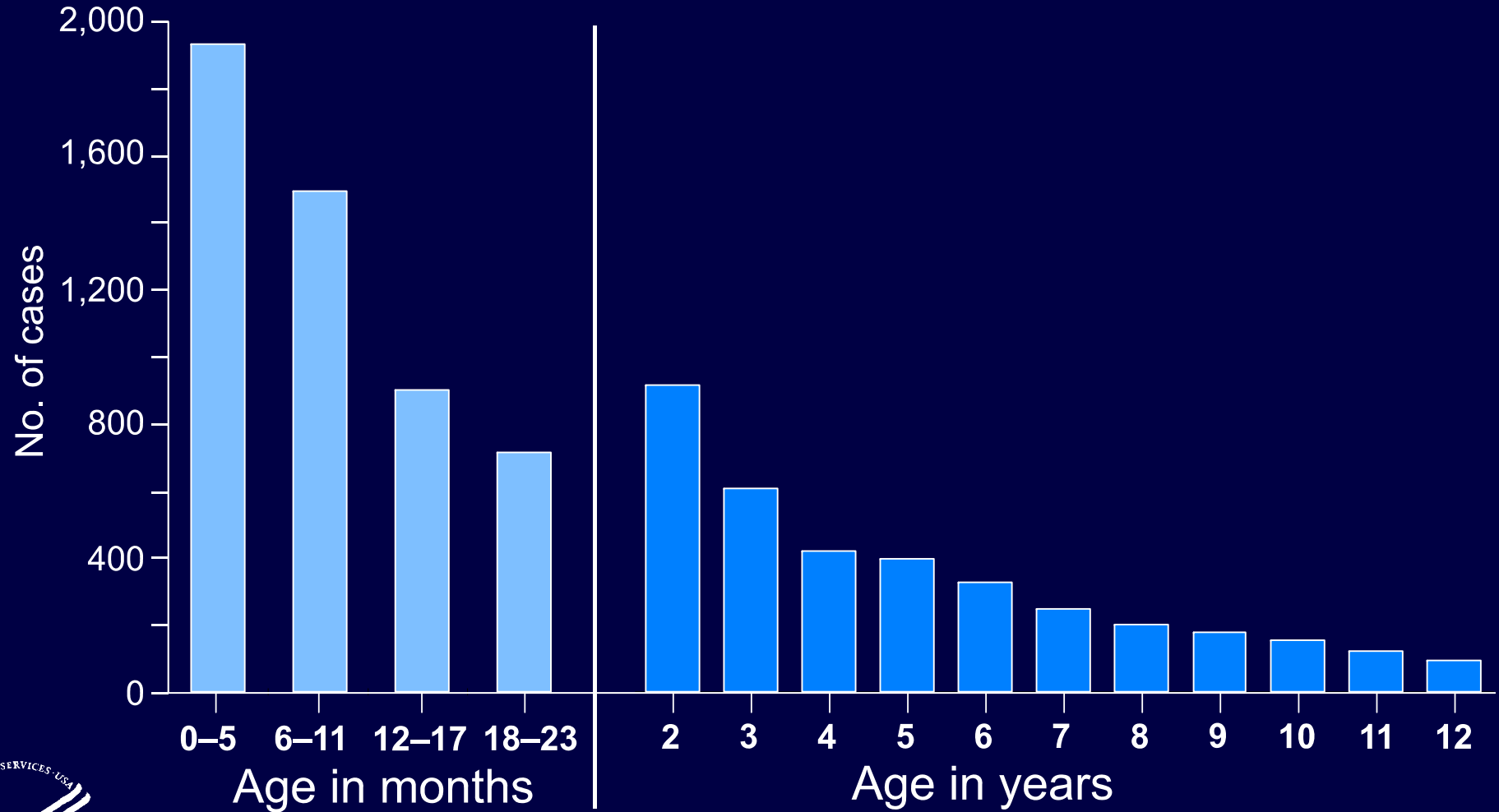
N=87*



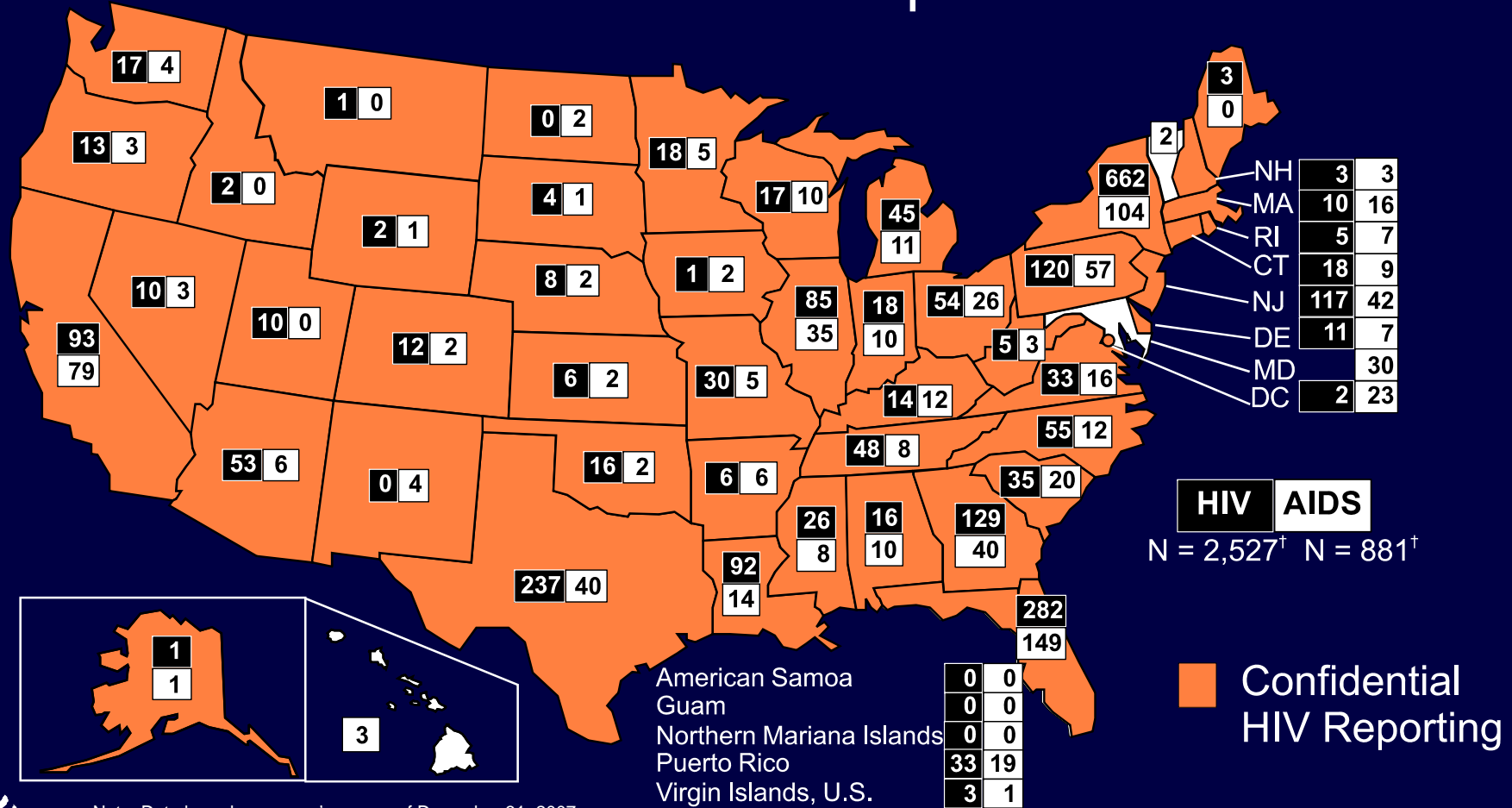
* Includes 3 cases in children whose area of residence is unknown.



Reported Perinatally Acquired AIDS Cases, by Age at Diagnosis Cumulative through 2007—United States and Dependent Areas



Children <13 Years of Age Reported to be Living with HIV Infection (not AIDS)* or with AIDS, as of December 2007—United States and Dependent Areas



Note. Data based on person's age as of December 31, 2007.

*Data from 53 areas that have had laws or regulations requiring confidential name-based HIV infection reporting.

[†]Data include children reported with vital status "alive" as of last update.

Totals include persons whose state of residence is unknown or missing. HIV total includes persons reported from areas with confidential name-based HIV infection reporting, who were residents of other areas.



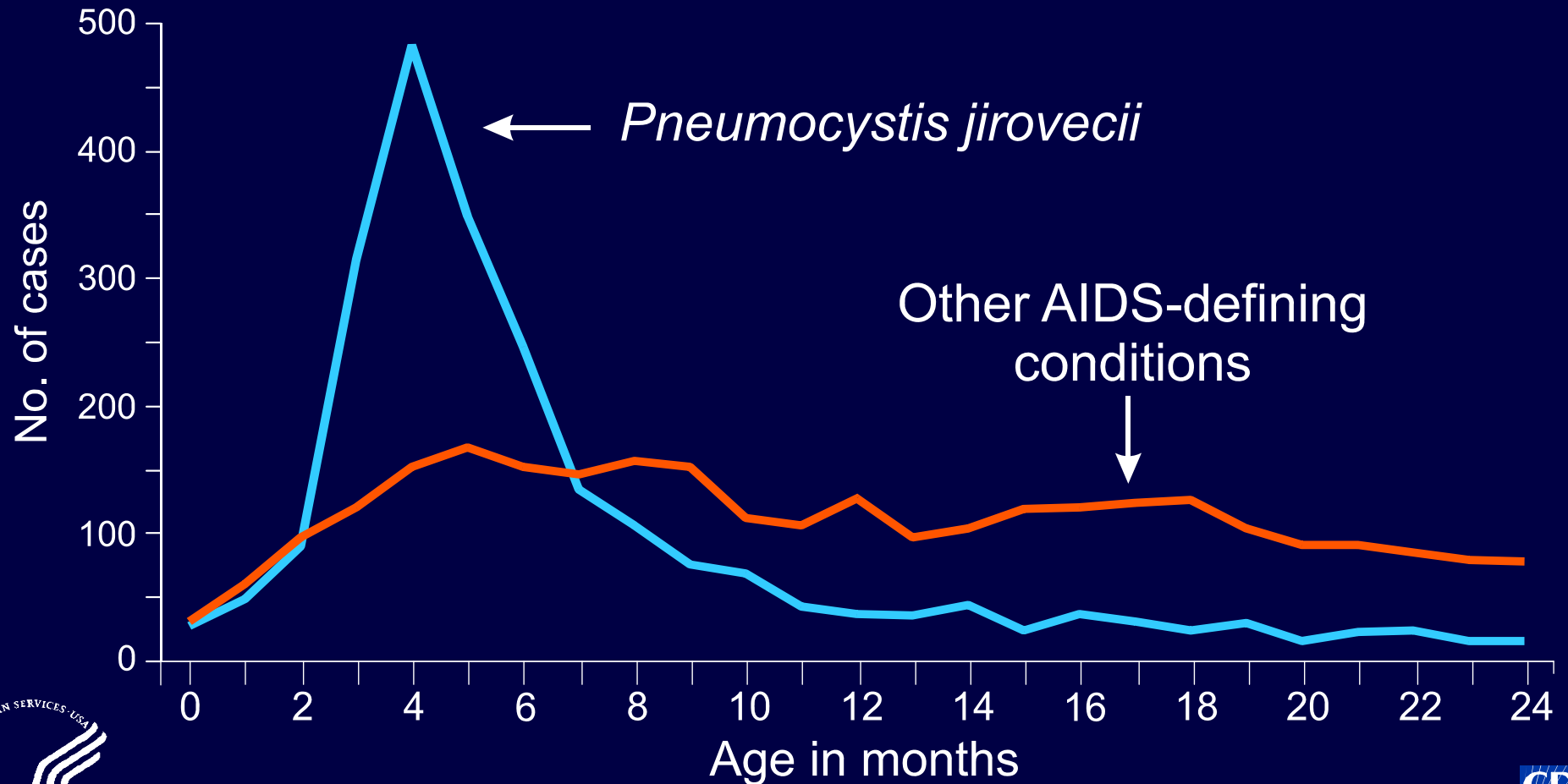
AIDS-defining Conditions Most Commonly Reported for Children <13 Years of Age, Cumulative through 2007 United States and Dependent Areas

Condition	No.	%*
<i>Pneumocystis jirovecii</i>	3,316	35
Lymphoid interstitial pneumonitis	2,201	23
Recurrent bacterial infections	1,999	21
HIV wasting syndrome	1,801	19
HIV encephalopathy	1,670	17
Candida esophagitis	1,619	17
Cytomegalovirus disease	1,040	11
<i>Mycobacterium avium</i> infection	847	9
Severe herpes simplex infection	512	5
Cryptosporidiosis	489	5
Pulmonary candidiasis	363	4

*>1 diagnosis reported for some children; 9,590 children have been reported with AIDS through 2007.



AIDS-defining Conditions for Reported Perinatally Acquired AIDS Cases, by Age at Diagnosis, Cumulative through 2007—United States and Dependent Areas



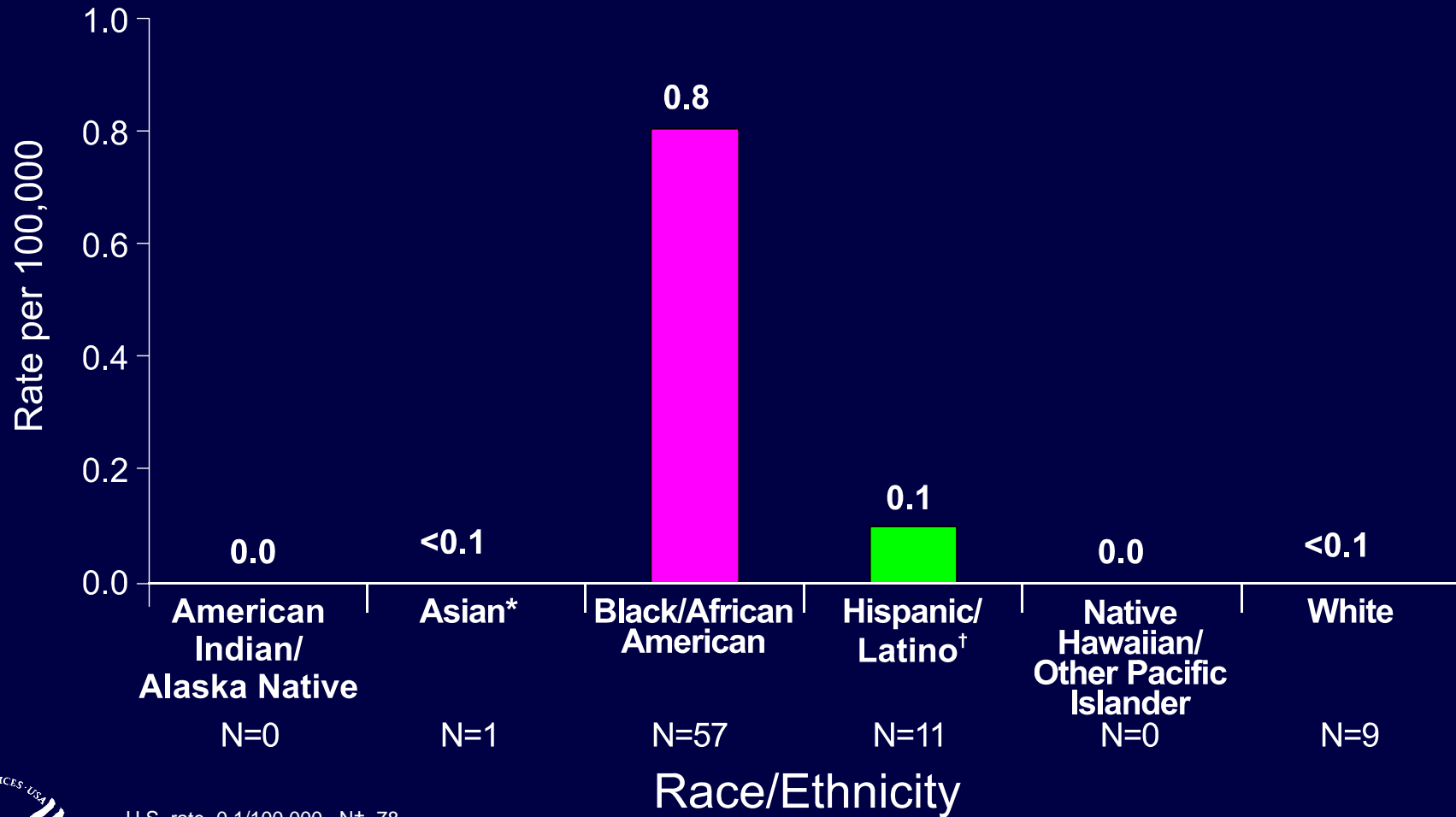
Percentages of AIDS Cases and Population among Children <13 Years of Age, by Race/Ethnicity 2007—50 States and DC

Race/Ethnicity	AIDS Cases N=78 %	U.S. Children N=52,585,809 %
American Indian/Alaska Native	0	1
Asian*	1	4
Black/African American	73	14
Hispanic/Latino [†]	14	22
Native Hawaiian/Other Pacific Islander	0	0
White	12	56

*Includes Asian and Pacific Islander legacy cases.
[†]Hispanics/Latinos can be of any race.



AIDS Rates for Children <13 Years of Age by Race/Ethnicity, Reported in 2007—50 States and DC



U.S. rate=0.1/100,000 N‡=78

*Includes Asian and Pacific Islander legacy cases.

†Hispanics/Latinos can be of any race.

‡Includes 3 children of unknown race or multiple races.



Time of Maternal HIV Testing among Children with Perinatally Acquired AIDS, HIV Exposure or HIV Infection Reported in 2007—United States and Dependent Areas

Time of maternal HIV test	Perinatally Acquired AIDS N=73		HIV Exposure* N=2,361		HIV Infection† N=529	
	No.	%	No.	%	No.	%
Before or at birth	28	38	2,240	95	213	40
After birth	29	40	47	2	138	26
Unknown	16	22	74	3	178	34

*From 33 areas that report perinatal exposure.

†From 53 areas with confidential name-based HIV infection reporting.

