

Data for Perinatal HIV Prevention

Suzanne Whitmore, DrPH
HIV Incidence and Case Surveillance Branch
Division of HIV/AIDS Prevention

2007 Perinatal Hepatitis B & HIV Grantees' Meeting
April 30th- May 2nd
Doubletree Hotel, Atlanta, GA

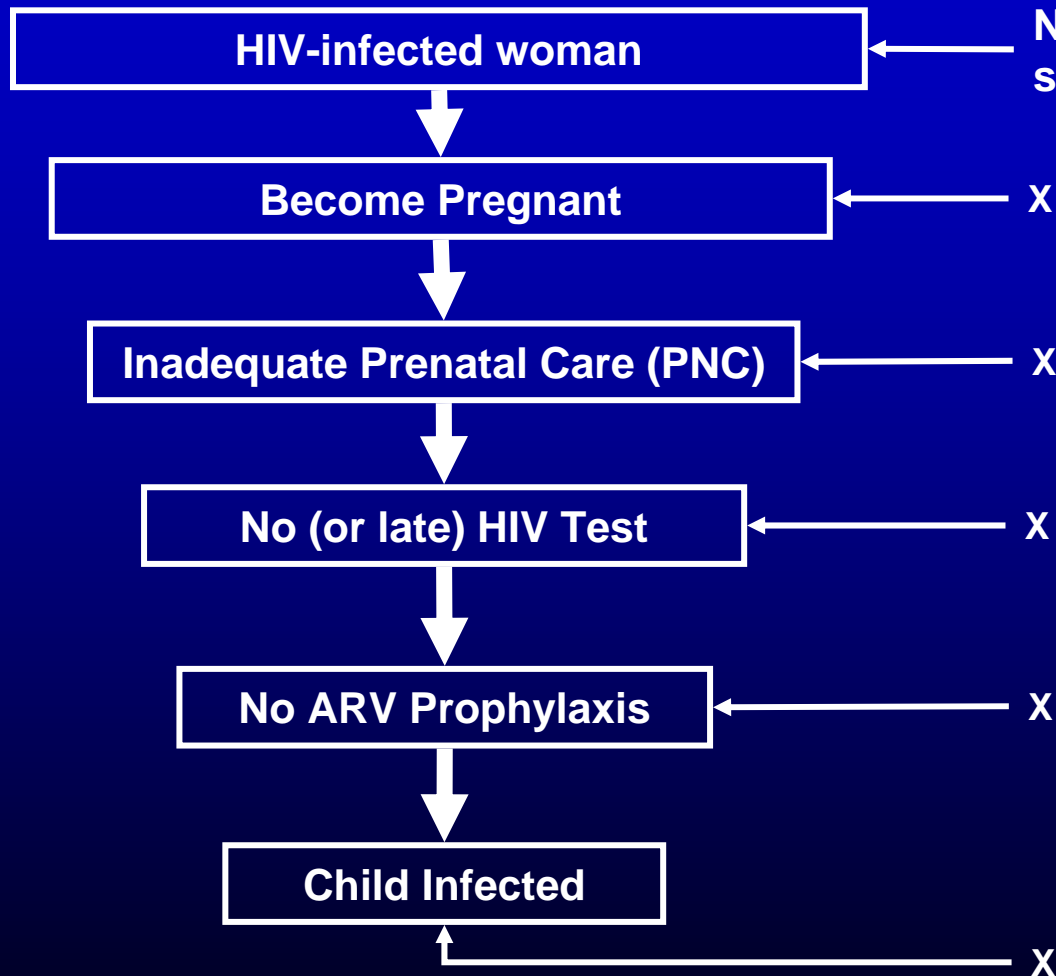
“The findings and conclusions in this report are those of the author and do not necessarily represent the views of the Centers for Disease Control and Prevention/the Agency for Toxic Substances and Disease Registry.”



Perinatal Prevention Cascade

Missed Opportunities

Data Needs



*Women of Child Bearing Age

HIV infection among women of childbearing age

- **HARS 2005 Dx**
 - 9893 women (≥ 13 yr old) with HIV/AIDS Dx (33 states with name-based HIV reporting)
 - 26% of HIV/AIDS diagnoses
 - Women increasing proportion of AIDS diagnoses (8% in 1985)
 - HIV/AIDS not nationally representative

HIV infection among women of childbearing age

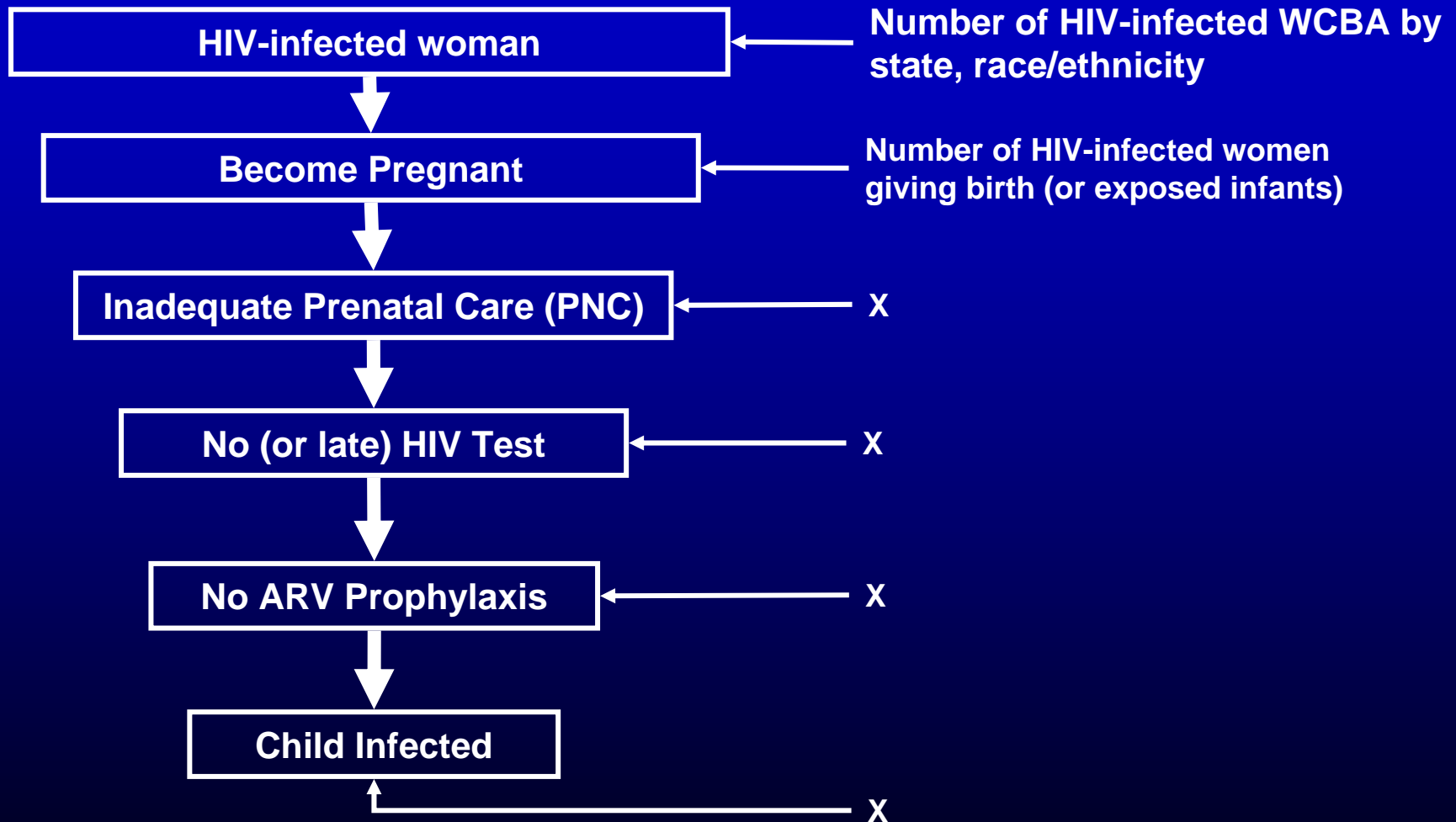
- **NHANES 1999-2002 HIV**
 - 0.14% (0.05-0.38) prevalence
 - women 18-39 yrs of age
 - 0.35% (no CI) among all women 18-49 yrs of age
 - Whites: 0.00% (0.00-0.31);
 - Blacks 1.01% (0.36-2.84);
 - Latina: 0.00 (0.00-0.42)
 - No state estimates possible



Perinatal Prevention Cascade

Missed Opportunities

Data Needs



Pregnancy in HIV+ women (# HIV-exposed infants)

- **Survey of Childbearing Women (SCBW) 1994**
 - Prevalence range 0.00% (WY) to 0.75% (DC)
 - Discontinued 1994
- **HARS: Fleming abstract Total births: 6,075-6,422 in 2000**
- **Some state-specific data available (e.g., IL, NY)**
- **Enhanced Perinatal Surveillance (EPS)**
 - 12,159 pregnant women diagnosed with HIV infection 1999-2003 (24 sites, 24 sites excluding NYS for 2003)**
 - Few comparable years: 24 sites ('99-2003); 10 sites (2004); 8 sites (2005); 15 sites (2006); Different sites in different years
 - Not population-based (no national or state est. possible)
 - Only remaining systematic multi-state data collection system for HIV-exposed infants

*(IAS 2002)

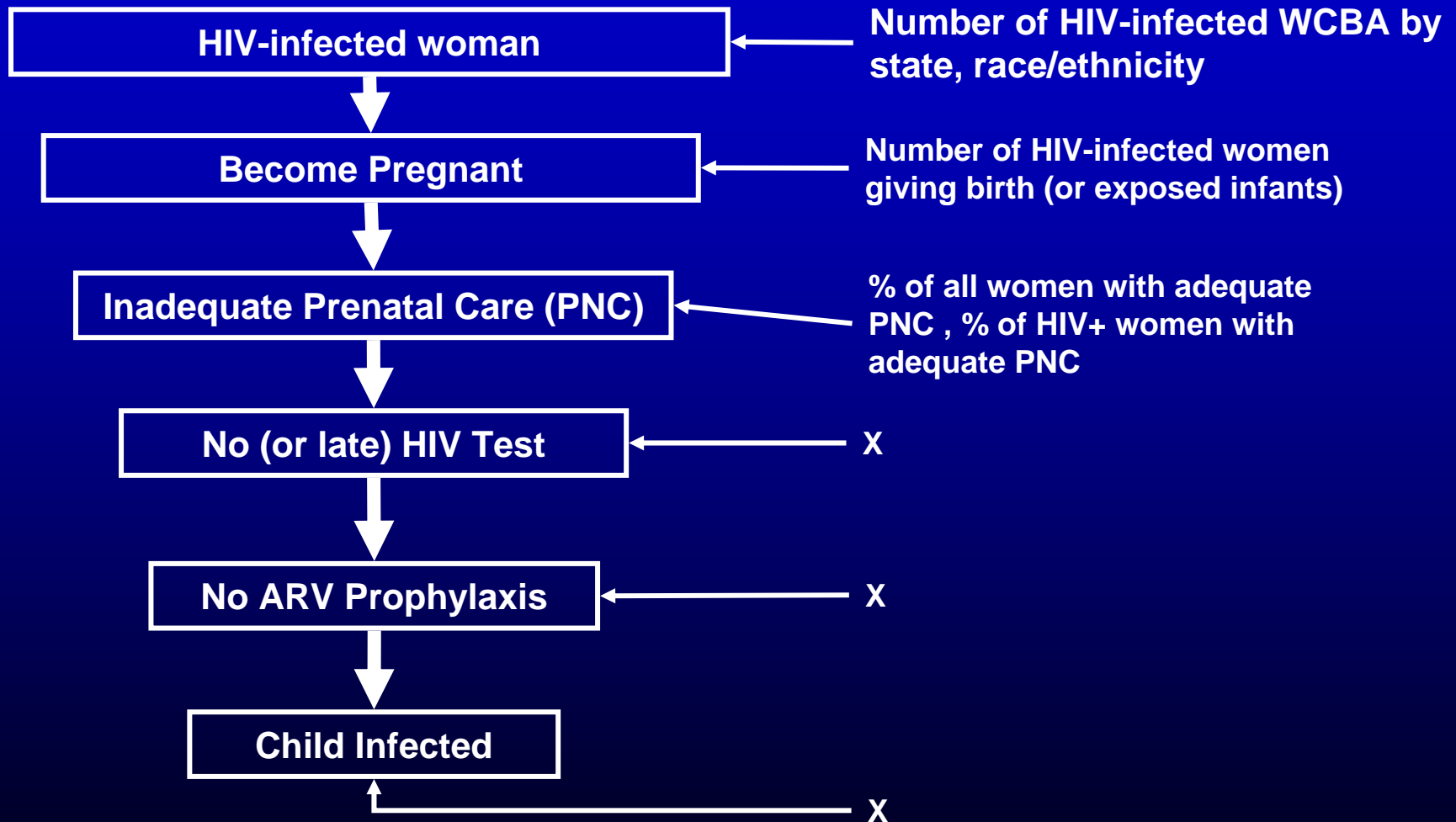
** *S. Whitmore *et al.*, unpublished data 2007



Perinatal Prevention Cascade

Missed Opportunities

Data Needs



% HIV+ pregnant women obtaining Prenatal Care

- **HARS**
 - Not yet reported, but some data available
 - Approx 32 states have exposure reporting in the US
- **EPS**
 - 8% of HIV-infected women with no PNC* (1999-2003; 24 sites, 24 sites excluding NYS for 2003)

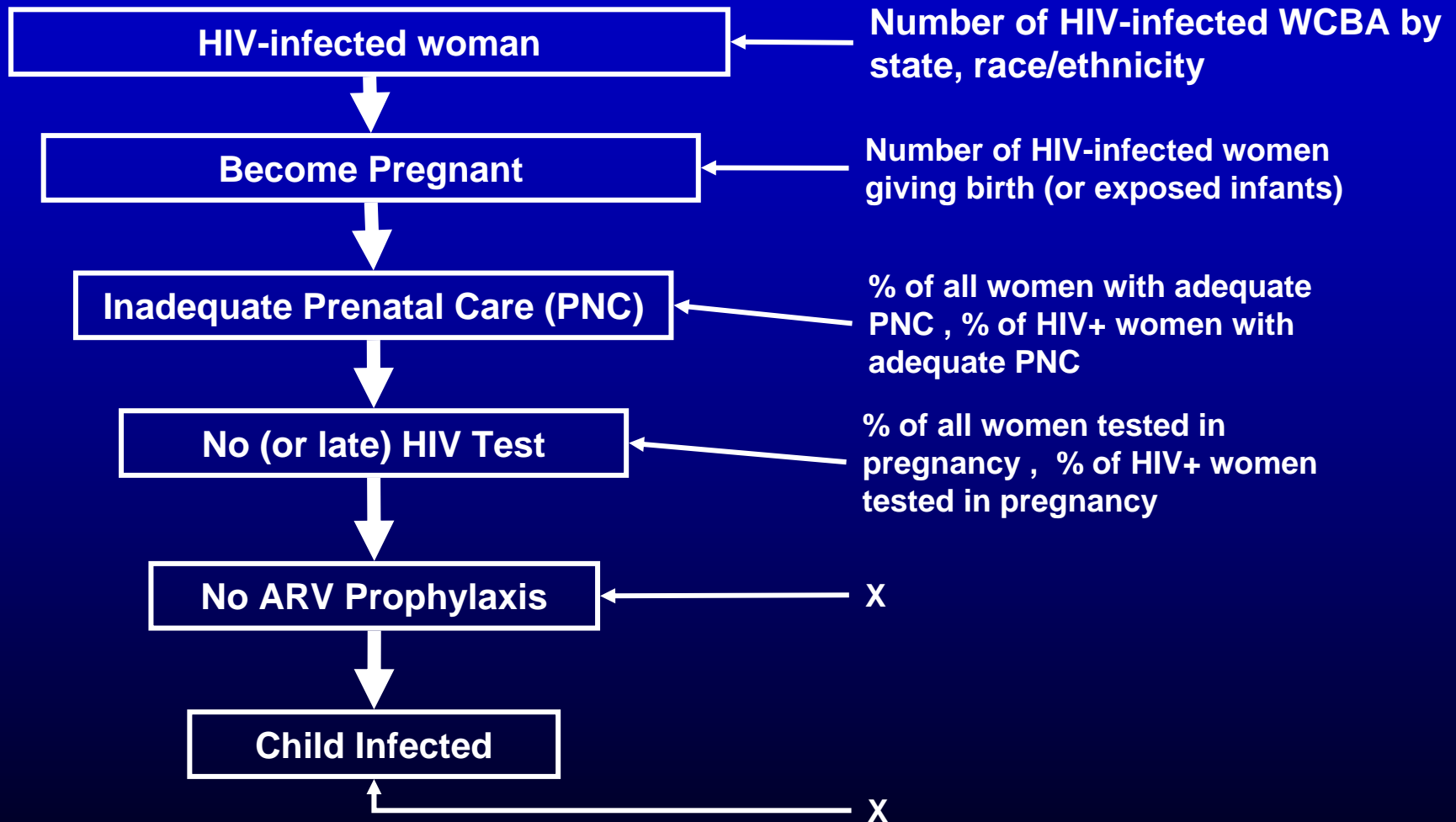
*S. Whitmore *et al.*, unpublished data 2007



Perinatal Prevention Cascade

Missed Opportunities

Data Needs



% of women HIV tested during pregnancy

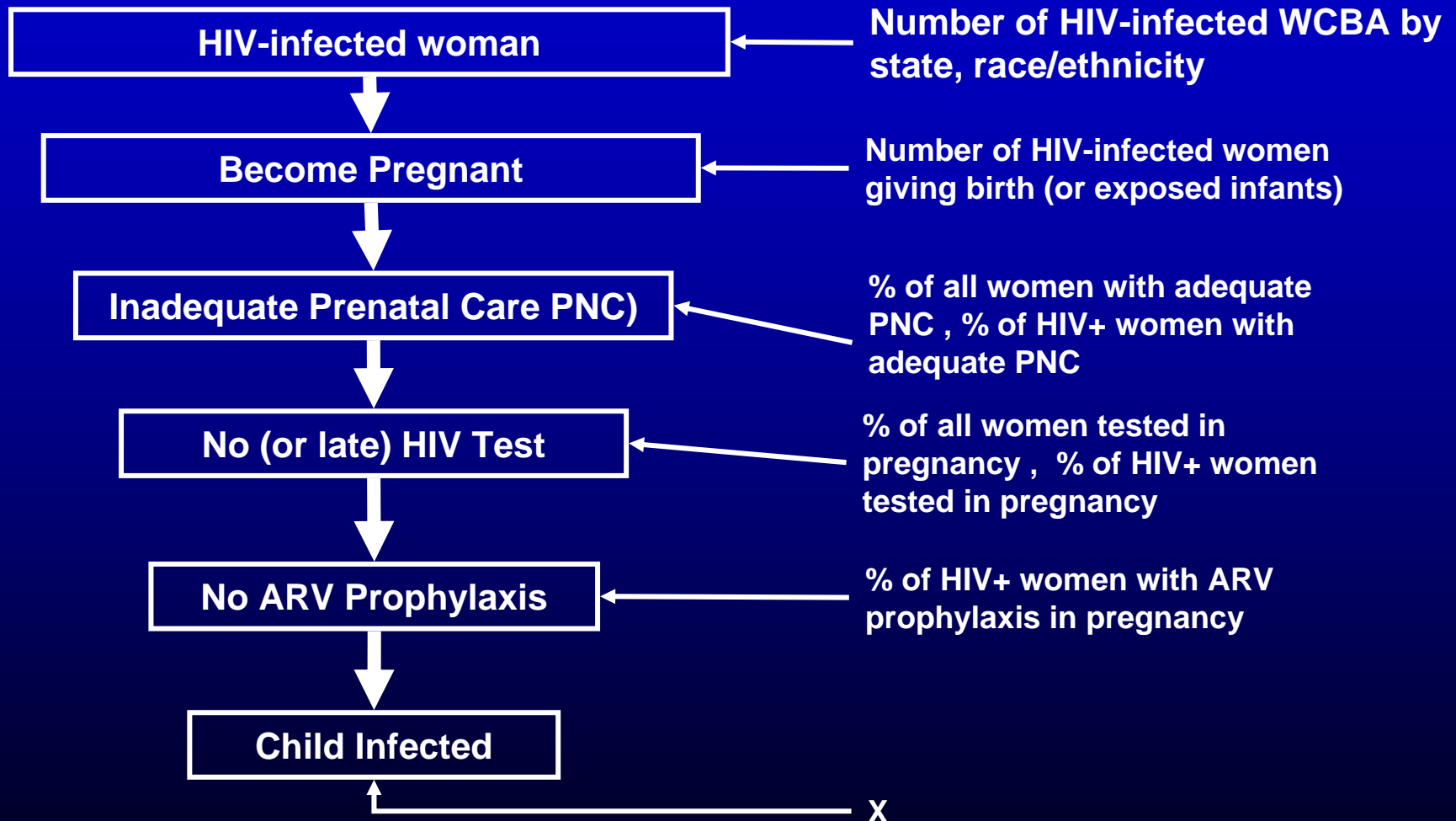
- **Chart Reviews**
 - **DHAP/RTI**
 - 12 jurisdictions, population-based, 2003 births
 - Planned completion: Aug, 2007
 - **BirthNet/ABC**
- **PRAMS**
 - 38 states + NYC, population-based sample of births (75% of US births)
 - Self-reported HIV testing
 - 2004-2005 data available Spring 2007
- **NSFG 2002**
 - 69% of all women self-report HIV testing in pregnancy
- **Evaluation protocol for Perinatal Prevention**
 - Asked of all 15 funded jurisdictions
 - Variable response rates and data quality
- **EPS**
 - 91% of HIV-infected women tested at least once prior to labor (1999-2001, EPS supplemental report)
 - Data available on 2nd test in pregnancy



Perinatal Prevention Cascade

Missed Opportunities

Data Needs



ARV prophylaxis

- **HARS**
 - Minimal data on 3 arms of ARV prophylaxis
 - Not yet analyzed/reported
- **EPS**
 - Of all HIV+ pregnant women reported by EPS, 82% had 3 arms of ARV; 4% received none (1999-2001)*

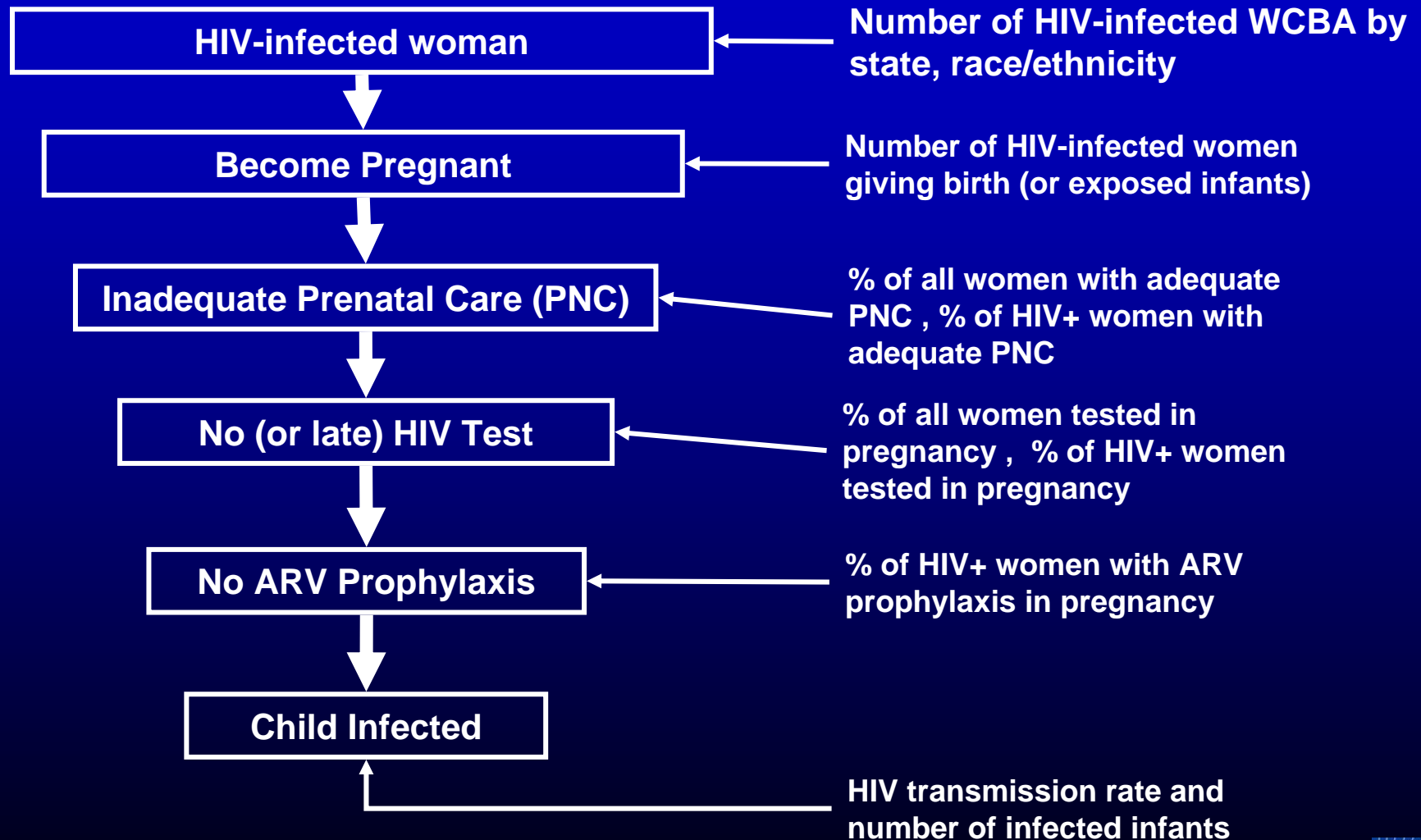
*Harris *et al.*, AJOG in press



Perinatal Prevention Cascade

Missed Opportunities

Data Needs



Public Health Success

- **Perinatal HIV infections, United States**
 - **1991: 1,650** (Lindegren, JAMA 1999)
 - **2000: 284-367** (Fleming, IAS 2002)
 - **2001: 277 (CI: 224-346)***
 - **2002: 204 (CI: 161-276)***
 - **2003: 167 (CI: 127-224)***
 - **2004: 138 (CI: 96-186)***

*HARS

** McKenna *et al.*, AJOG in press



Infected Infants

(Transmission rates, number of infants)

- **HARS**

- Number of HIV+ infants: modeling
- Transmission Rate: ~32 states with exposure reporting

- **EPS**

- 6% transmission rate (1999-2003; 24 sites, 24 sites excluding NYS for 2003)*
- Limitations
 - Indeterminate infection status
- 6% is greater than recommended 1-2% = missed opportunities

*S. Whitmore *et al.*, unpublished data 2007



Perinatal Prevention Cascade

Missed Opportunities

Data Needs

