

AIDS in the United States by Geographic Distribution

CDC HIV/AIDS FACTS

AUGUST 2009

At the end of 2007 the estimated numbers of adults and adolescents living with AIDS were highest in the South, and lowest in the Midwest. The states with the most AIDS diagnoses were found in the South, but the cities with the most AIDS cases were distributed across the U.S. [1]. Blacks accounted for the largest proportion of AIDS cases in all areas except the West where whites accounted for the highest number of cases [2].

The Numbers

AIDS in 2007

- Of the estimated 35,962 (including children) new AIDS diagnoses in the 50 states and the District of Columbia [1]:
 - 25% were in the Northeast^a
 - 11% were in the Midwest^b
 - 46% were in the South^c
 - 17% were in the West^d
- Of the estimated 455,636 (including children) persons living with AIDS in the 50 states and the District of Columbia[1]:
 - 29% lived in the Northeast^a
 - 11% lived in the Midwest^b
 - 40% lived in the South^c
 - 20% lived in the West^d
- Of the estimated 14,110 (including children) persons who died with AIDS in the 50 states and the District of Columbia[1]:
 - 25% died in the Northeast^a
 - 10% died in the Midwest^b
 - 50% died in the South^c
 - 16% died in the West^d

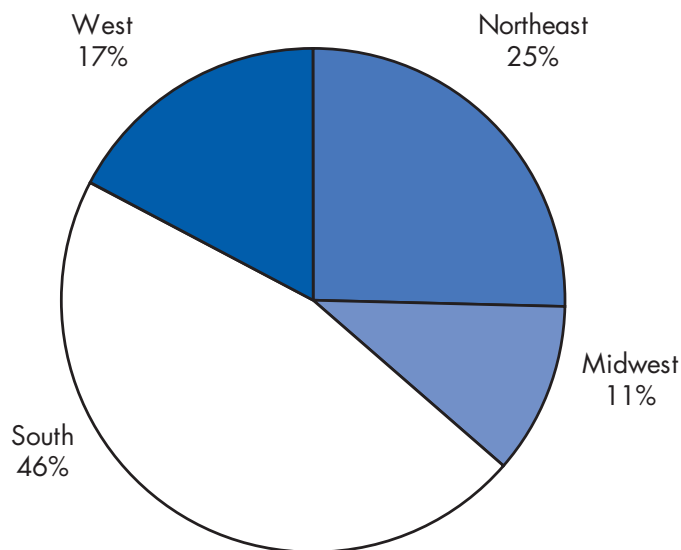
^aNortheast: Connecticut, Maine, Massachusetts, New Hampshire, New Jersey, New York, Pennsylvania, Rhode Island, and Vermont

^bMidwest: Illinois, Indiana, Iowa, Kansas, Michigan, Minnesota, Missouri, Nebraska, North Dakota, Ohio, South Dakota, and Wisconsin

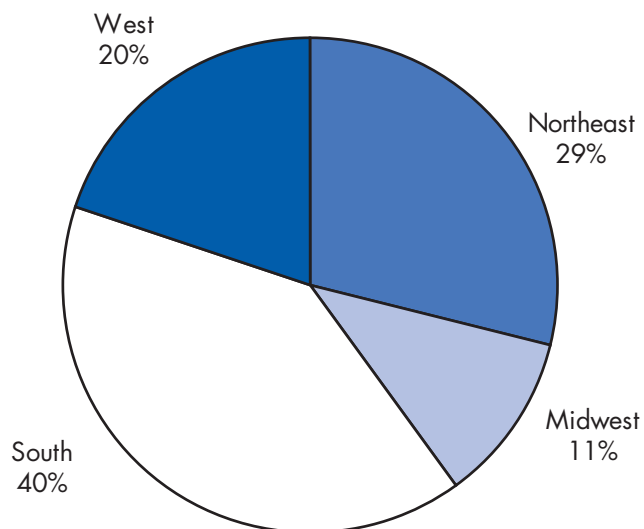
^cSouth: Alabama, Arkansas, Delaware, District of Columbia, Florida, Georgia, Kentucky, Louisiana, Maryland, Mississippi, North Carolina, Oklahoma, South Carolina, Tennessee, Texas, Virginia, and West Virginia

^dWest: Alaska, Arizona, California, Colorado, Hawaii, Idaho, Montana, Nevada, New Mexico, Oregon, Utah, Washington, and Wyoming

AIDS Cases Diagnosed in 2007 by Area of Residence



Persons Living with AIDS in 2007 by Area of Residence



1-800-CDC-INFO (232-4636)
In English, en Español
24 Hours/Day
cdcinfo@cdc.gov
www.cdc.gov/hiv

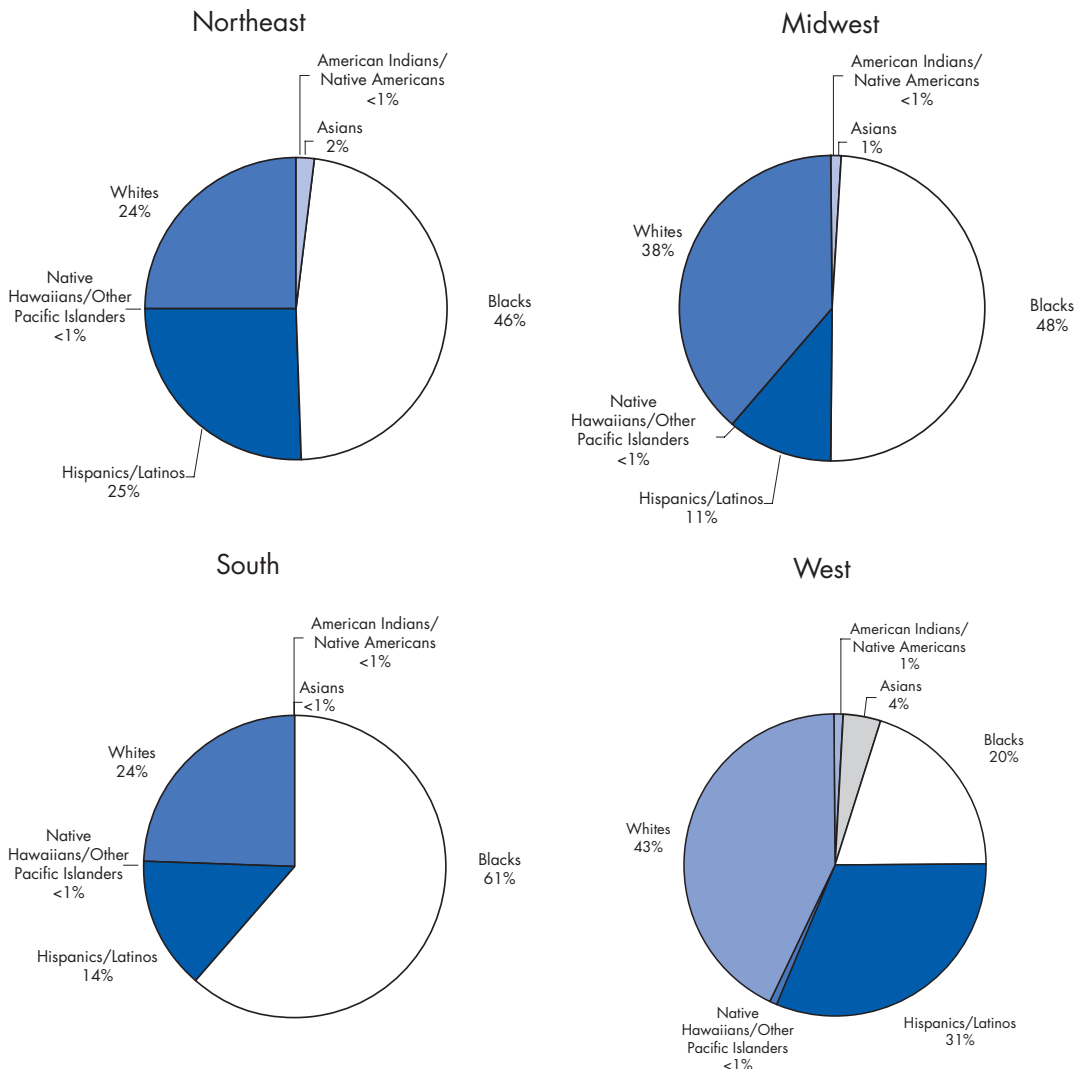
REFERENCES

1. CDC. *HIV/AIDS Surveillance Report, 2007*. Vol. 19. Atlanta: US Department of Health and Human Services, CDC: 2009. <http://www.cdc.gov/hiv/topics/surveillance/resources/reports/2007report/default.htm>.
2. CDC. *HIV/AIDS Surveillance Supplemental Report: Cases of HIV Infection and AIDS in the United States and Dependent Areas, by Race/Ethnicity, 2003–2007*. Volume 14, Number 2. CDC:2009
3. CDC. *Maps Based on Data from 2007 HIV/AIDS Surveillance Report (Tables 11, 14, and 17)*. http://www.cdc.gov/hiv/topics/surveillance/resources/slides/2007report_tables/index.htm.

By Race*

Blacks accounted for the majority of the estimated number of AIDS diagnoses made during 2007, followed by whites and Hispanics/Latinos [2].

Race/Ethnicity of Persons (including children) with AIDS Diagnosed in 2007 by Area of Residence



HIV/AIDS RESOURCES

CDC HIV/AIDS
www.cdc.gov/hiv
 CDC HIV/AIDS resources

CDC-INFO
 1-800-CDC-INFO (232-4636)
 Information about personal risk and where to get an HIV test

CDC National HIV Testing Resources
www.hivtest.org
 Location of HIV testing sites

CDC National Prevention Information Network (NPIN)
 1-800-458-5231
www.cdcnpin.org
 CDC resources, technical assistance, and publications

AIDSinfo
 1-800-448-0440
www.aidsinfo.nih.gov
 Resources on HIV/AIDS treatment and clinical trials

Reported AIDS Cases in 2007 by Metropolitan Statistical Areas (MSAs)

Metropolitan Statistical Areas (MSAs) are areas that contain a core urban area with a population of 50,000 or more people. **

- The South is currently the region with the largest proportion of AIDS cases from less urban and nonurban areas, while in the Northeast and the West, more than 90% of cases were in large metropolitan areas at the time of AIDS diagnosis [3].
- The five MSAs with the highest number of reported AIDS cases in descending order were: New York City, New York; Los Angeles, California; Miami, Florida; Washington, DC and Philadelphia, Pennsylvania [1].
- The five MSAs with the highest rates of reported AIDS cases were Miami, Florida; New Orleans, Louisiana; Baton Rouge, Louisiana; Washington, DC and Baltimore, Maryland [1].

* Includes persons of unknown race or multiple races/other

** For more information, including details on the definition of the MSAs, visit the U.S. Census Bureau site at www.census.gov/population/www/metroareas/metrodef.html.