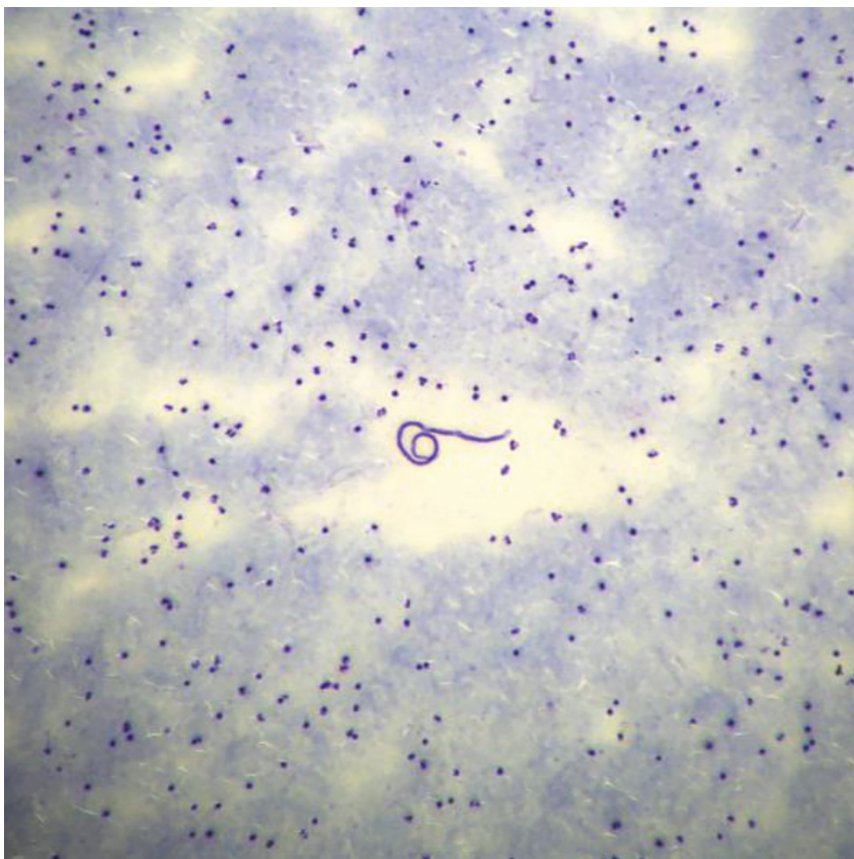
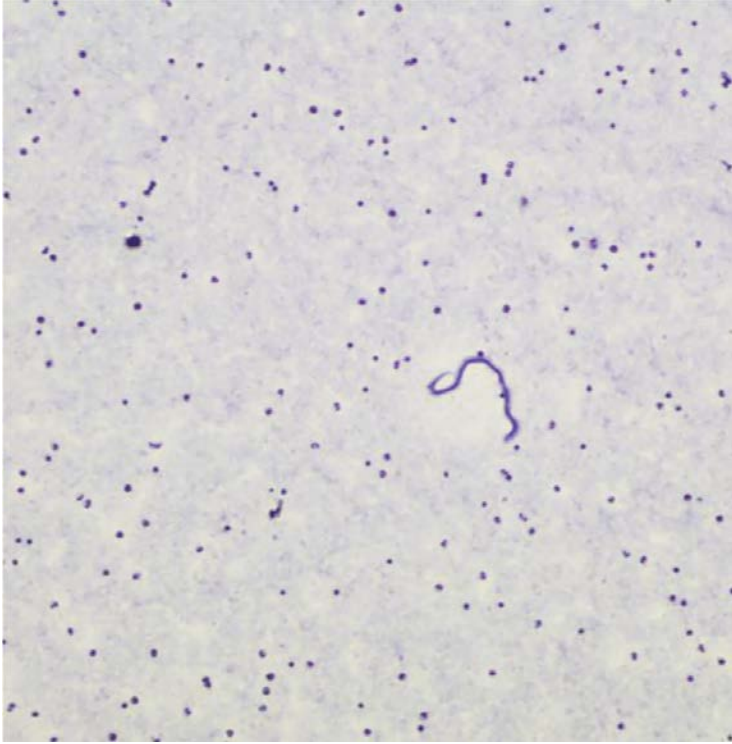


Recurrent Swelling and Microfilaremia Caused by *Dirofilaria repens* Infection after Travel to India

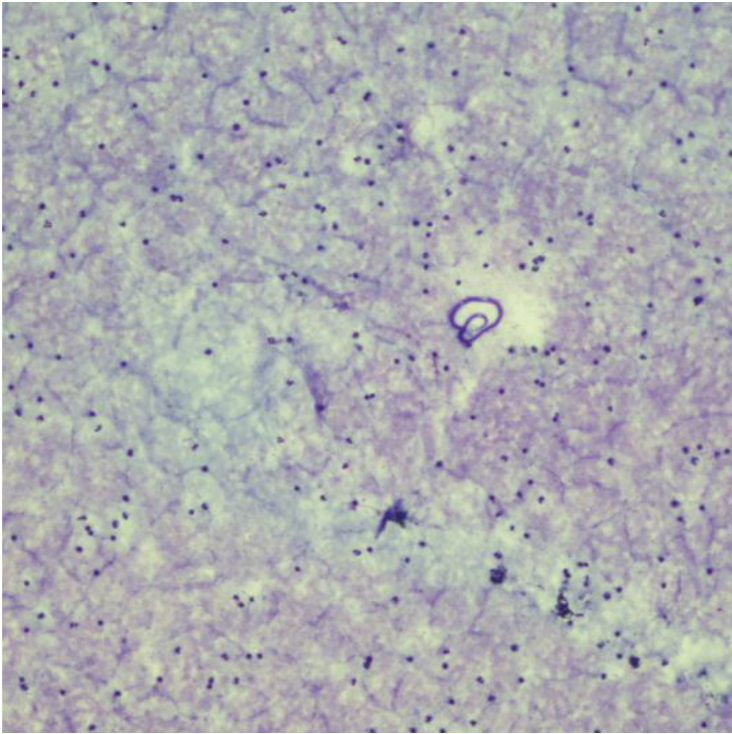
Appendix



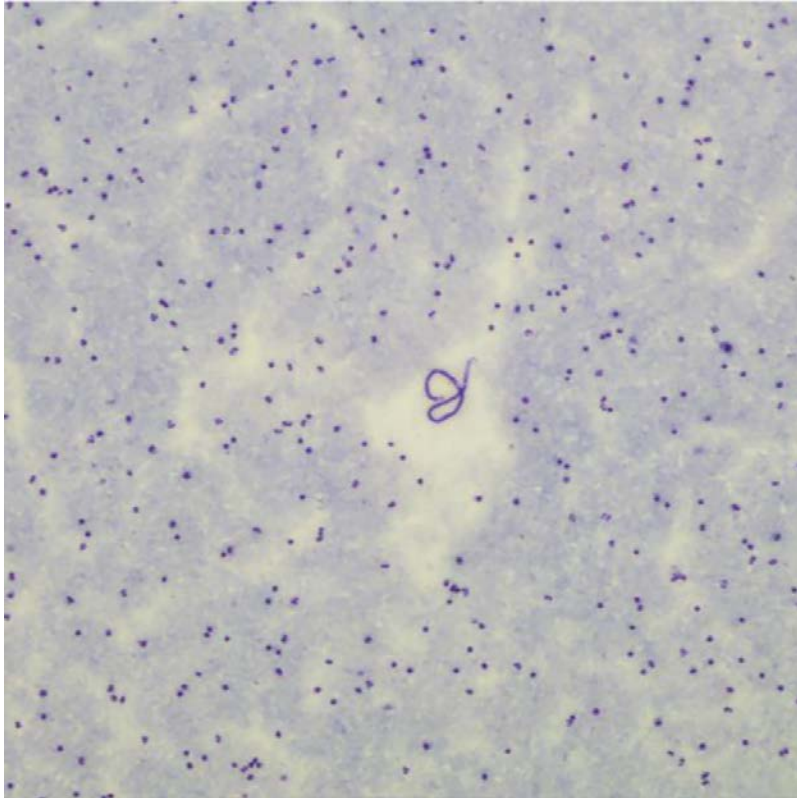
Appendix Figures 1. Microfilaria of *Dirofilaria repens* of the Asian genotype. Original magnification x100 with oil; Giemsa stain.



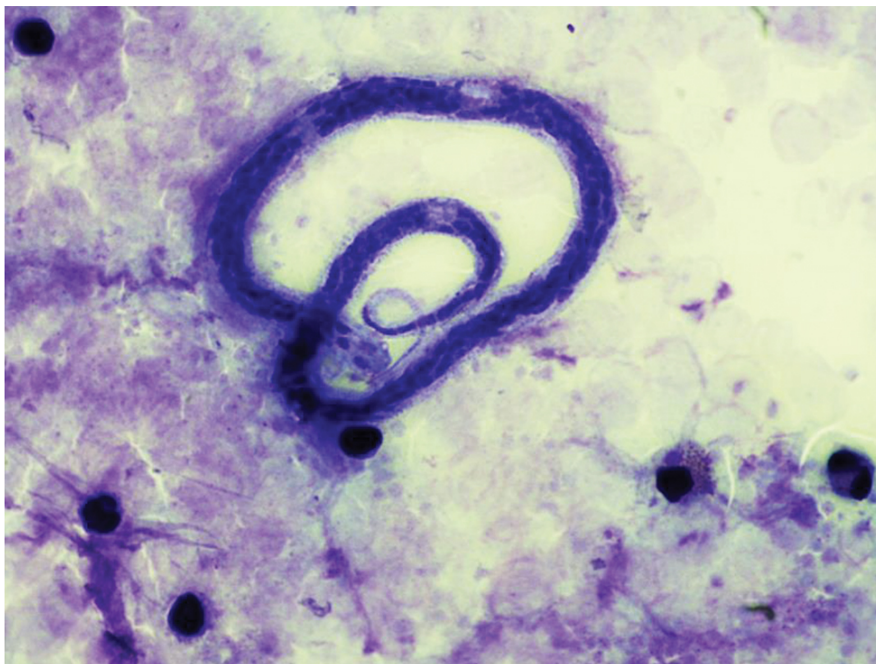
Appendix Figures 2. Microfilaria of *Dirofilaria repens* of the Asian genotype. Original magnification x100 with oil; Giemsa stain.



Appendix Figures 3. Microfilaria of *Dirofilaria repens* of the Asian genotype. Original magnification x100 with oil; Giemsa stain.



Appendix Figures 4. Microfilaria of *Dirofilaria repens* of the Asian genotype. Original magnification x100 with oil; Giemsa stain.



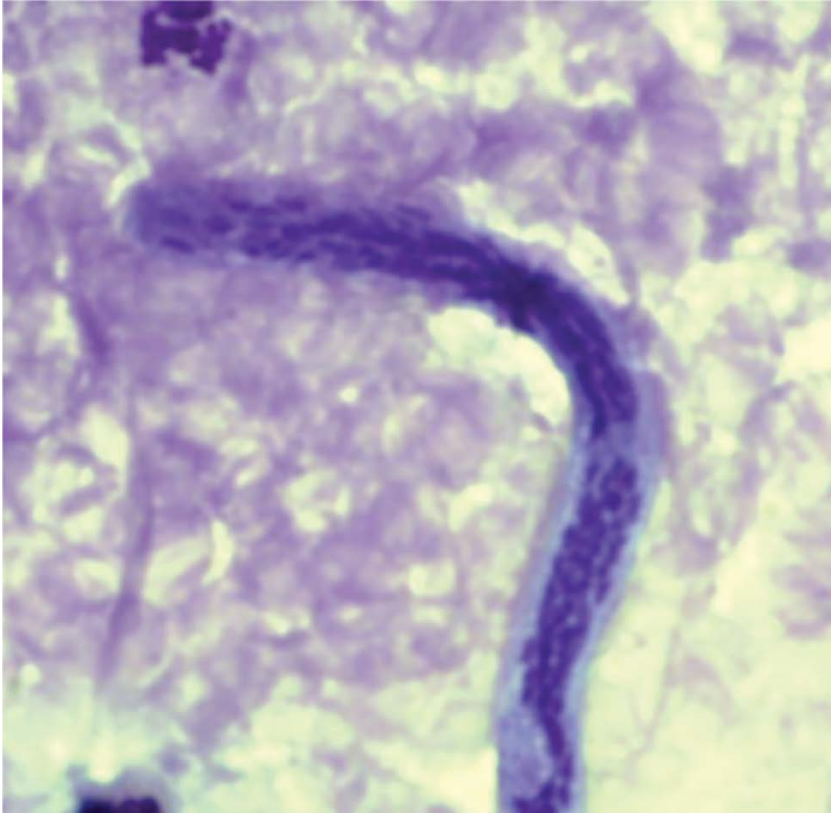
Appendix Figures 5. Microfilaria of *Dirofilaria repens* of the Asian genotype. Original magnification $\times 1,000$ with oil; Giemsa stain.



Appendix Figures 6. Microfilaria of *Dirofilaria repens* of the Asian genotype. Original magnification $\times 1,000$ with oil; Giemsa stain.



Appendix Figures 7. Microfilaria of *Dirofilaria repens* of the Asian genotype. Original magnification $\times 1,000$ with oil; Giemsa stain.



Appendix Figures 8. Microfilaria of *Dirofilaria repens* of the Asian genotype. Original magnification $\times 1,000$ with oil; Giemsa stain.



Appendix Figures 9. Microfilaria of *Dirofilaria repens* of the Asian genotype. Original magnification $\times 1,000$ with oil; Giemsa stain.



Appendix Figures 10. Microfilaria of *Dirofilaria repens* of the Asian genotype. Original magnification $\times 1,000$ with oil; Giemsa stain.



Appendix Figures 11. Microfilaria of *Dirofilaria repens* of the Asian genotype. Original magnification $\times 1,000$ with oil; Giemsa stain.



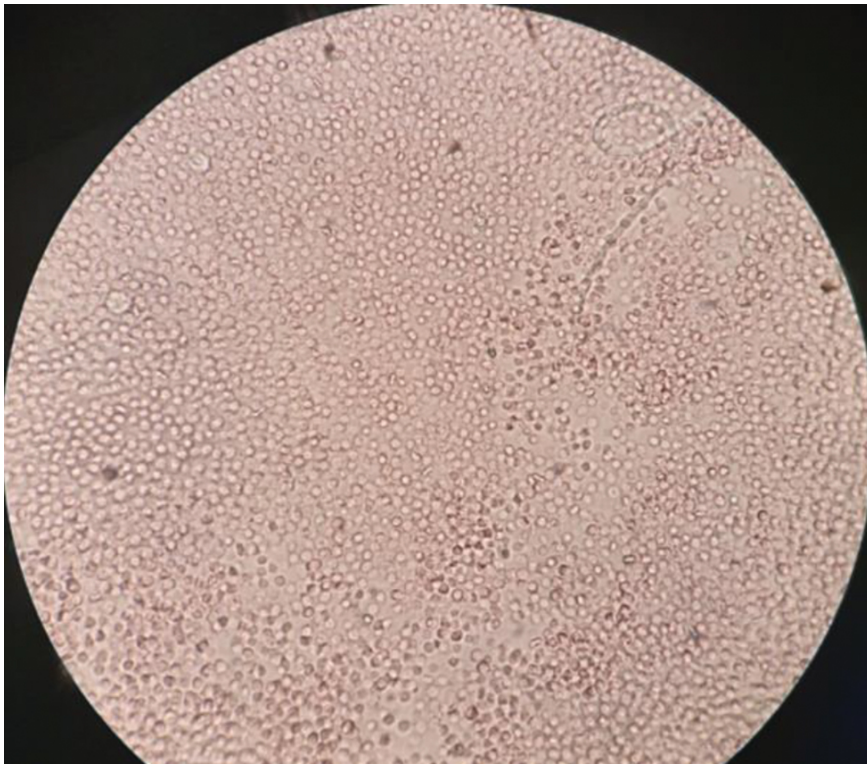
Appendix Figures 12. Microfilaria of *Dirofilaria repens* of the Asian genotype. Original magnification $\times 1,000$ with oil; Giemsa stain.



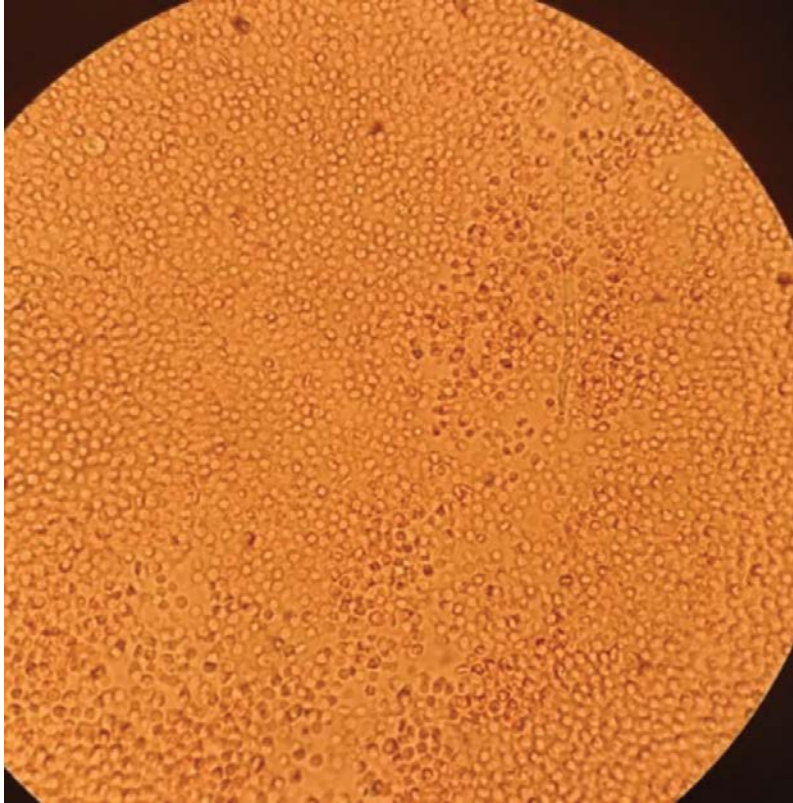
Appendix Figures 13. Microfilaria of *Dirofilaria repens* of the Asian genotype. Original magnification $\times 1,000$ with oil; Giemsa stain.



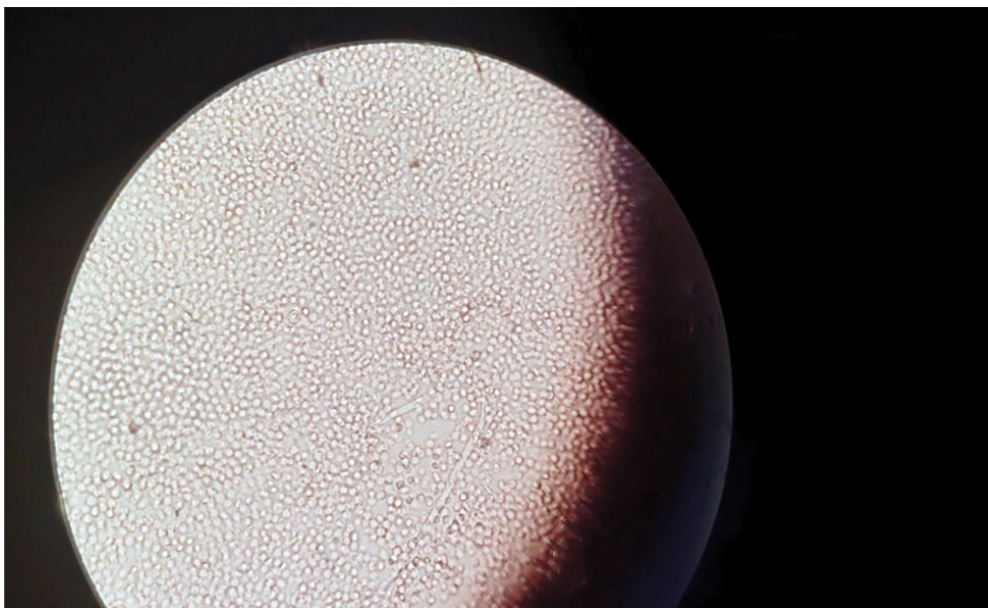
Appendix Figure 14. Microfilaria of *Dirofilaria repens* of the Asian genotype. Original magnification $\times 200$ native.



Appendix Figures 15. Microfilaria of *Dirofilaria repens* of the Asian genotype. Original magnification $\times 400$ native.



Appendix Figures 16. Microfilaria of *Dirofilaria repens* of the Asian genotype. Original magnification $\times 400$ native.



Appendix Figures 17. Microfilaria of *Dirofilaria repens* of the Asian genotype. Original magnification $\times 400$ native.