

Age-Adjusted Prevalence of Diagnosed Diabetes Among U.S. Adults, 2004

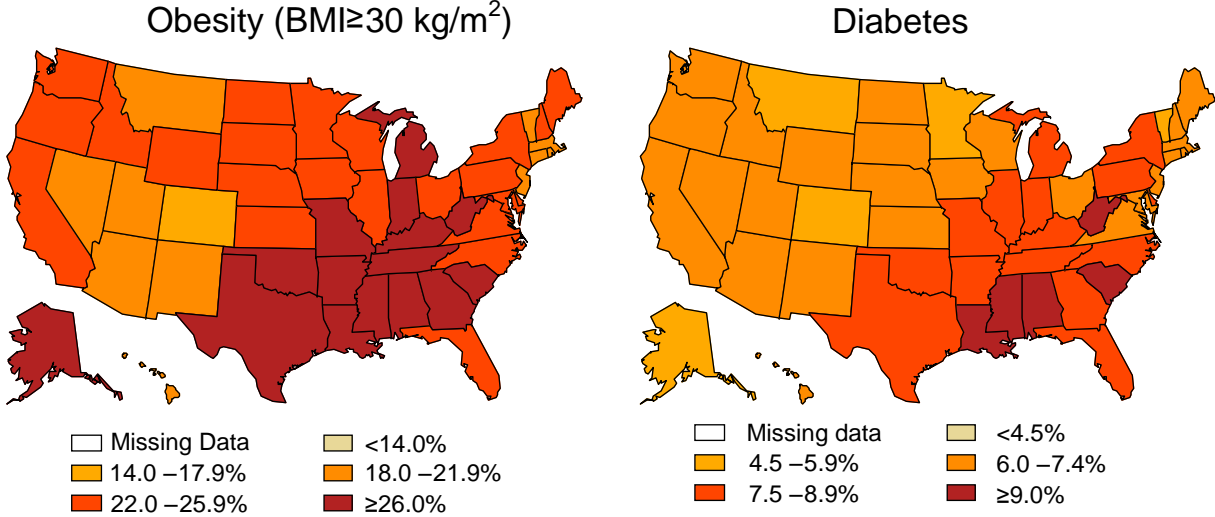
Missing Data	<4.5%	4.5%–5.9%	6.0%–7.4%	7.5%–8.9%	9.0%+
Hawaii	Alaska	Colorado	Arizona	Alabama	District of Columbia
		Connecticut	Arkansas	California	Mississippi
		Iowa	Delaware	Georgia	West Virginia
		Massachusetts	Florida	Indiana	
		Minnesota	Idaho	Louisiana	
		Montana	Illinois	Michigan	
		North Dakota	Kansas	North Carolina	
		Utah	Kentucky	Ohio	
		Vermont	Maine	Oklahoma	
		Wisconsin	Maryland	South Carolina	
		Wyoming	Missouri	Tennessee	
			Nebraska	Texas	
			Nevada		
			New Hampshire		
			New Jersey		
			New Mexico		
			New York		
			Oregon		
			Pennsylvania		
			Rhode Island		
			South Dakota		
			Virginia		
			Washington		

Age-Adjusted Prevalence of Obesity Among U.S. Adults, 2004

Missing Data	<14.0%	14.0%–17.9%	18.0%–21.9%	22.0%–25.9%	26.0%+
Hawaii		Colorado	Arizona	Alaska	Alabama
			Connecticut	California	Arkansas
			Delaware	District of Columbia	Louisiana
			Idaho	Florida	Mississippi
			Massachusetts	Georgia	Tennessee
			Montana	Illinois	West Virginia
			Nevada	Indiana	
			New Hampshire	Iowa	
			New Jersey	Kansas	
			New Mexico	Kentucky	
			Oregon	Maine	
			Rhode Island	Maryland	
			Utah	Michigan	
			Vermont	Minnesota	
			Wyoming	Missouri	
				Nebraska	
				New York	
				North Carolina	
				North Dakota	
				Ohio	
				Oklahoma	
				Pennsylvania	
				South Carolina	
				South Dakota	
				Texas	
				Virginia	
				Washington	
				Wisconsin	

Age-Adjusted Prevalence of Obesity and Diagnosed Diabetes Among U.S. Adults

2005



CDC's Division of Diabetes Translation. National Diabetes Surveillance System available at <http://www.cdc.gov/diabetes/statistics>



Age-Adjusted Prevalence of Diagnosed Diabetes Among U.S. Adults, 2005

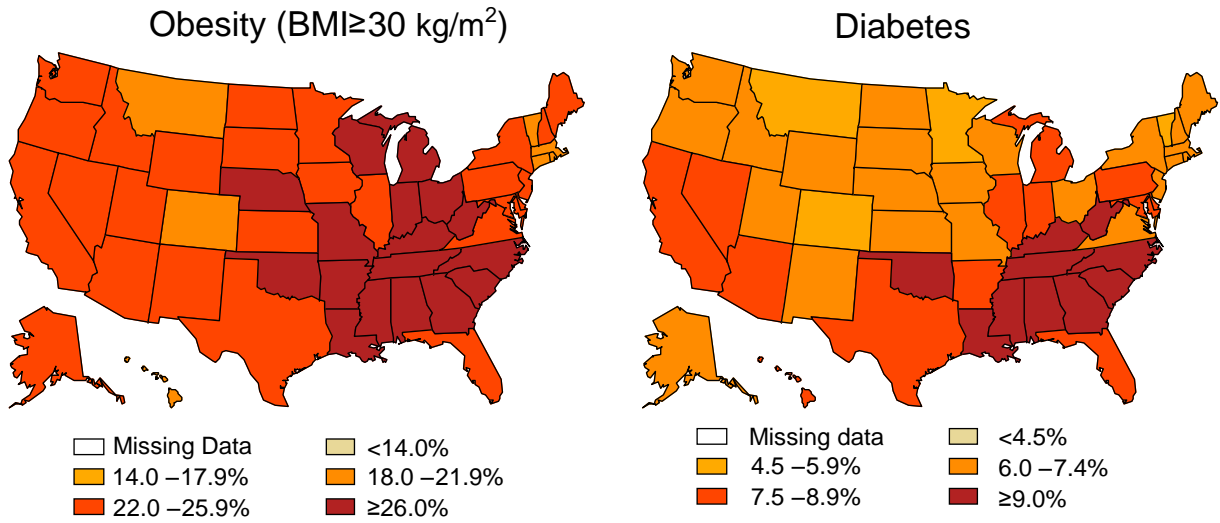
Missing Data	<4.5%	4.5%–5.9%	6.0%–7.4%	7.5%–8.9%	9.0%+
		Alaska	Arizona	Arkansas	Alabama
		Colorado	California	Delaware	Louisiana
		Minnesota	Connecticut	District of Columbia	Mississippi
		Montana	Hawaii	Florida	South Carolina
		Vermont	Idaho	Georgia	West Virginia
			Iowa	Illinois	
			Kansas	Indiana	
			Maine	Kentucky	
			Maryland	Michigan	
			Massachusetts	Missouri	
			Nebraska	New York	
			Nevada	North Carolina	
			New Hampshire	Oklahoma	
			New Jersey	Pennsylvania	
			New Mexico	Tennessee	
			North Dakota	Texas	
			Ohio		
			Oregon		
			Rhode Island		
			South Dakota		
			Utah		
			Virginia		
			Washington		
			Wisconsin		
			Wyoming		

Age-Adjusted Prevalence of Obesity Among U.S. Adults, 2005

Missing Data	<14.0%	14.0%–17.9%	18.0%–21.9%	22.0%–25.9%	26.0%+
		Colorado	Arizona	California	Alabama
			Connecticut	Delaware	Alaska
			Hawaii	District of Columbia	Arkansas
			Massachusetts	Florida	Georgia
			Montana	Idaho	Indiana
			Nevada	Illinois	Kentucky
			New Jersey	Iowa	Louisiana
			New Mexico	Kansas	Michigan
			Rhode Island	Maine	Mississippi
			Utah	Maryland	Missouri
			Vermont	Minnesota	Oklahoma
				Nebraska	South Carolina
				New Hampshire	Tennessee
				New York	Texas
				North Carolina	West Virginia
				North Dakota	
				Ohio	
				Oregon	
				Pennsylvania	
				South Dakota	
				Virginia	
				Washington	
				Wisconsin	
				Wyoming	

Age-Adjusted Prevalence of Obesity and Diagnosed Diabetes Among U.S. Adults

2006



CDC's Division of Diabetes Translation. National Diabetes Surveillance System available at <http://www.cdc.gov/diabetes/statistics>



Age-Adjusted Prevalence of Diagnosed Diabetes Among U.S. Adults, 2007

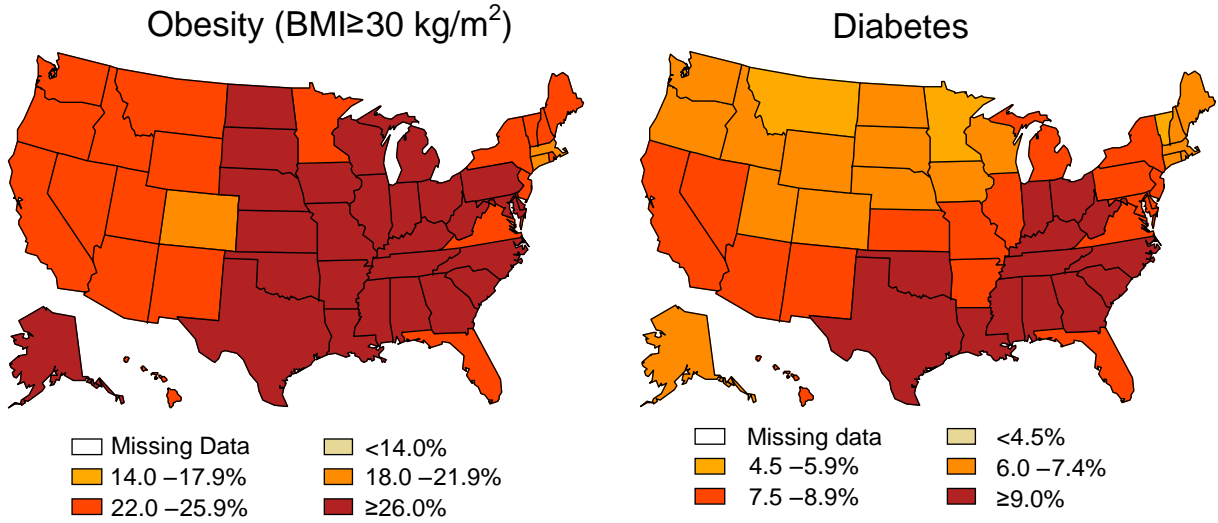
Missing Data	<4.5%	4.5%–5.9%	6.0%–7.4%	7.5%–8.9%	9.0%+
		Colorado	Alaska	Arizona	Alabama
		Minnesota	Connecticut	Arkansas	Georgia
		North Dakota	Hawaii	California	Kentucky
			Iowa	Delaware	Louisiana
			Kansas	District of Columbia	Mississippi
			Maine	Florida	Oklahoma
			Massachusetts	Idaho	South Carolina
			Montana	Illinois	Tennessee
			Nebraska	Indiana	Texas
			New Hampshire	Maryland	West Virginia
			Oregon	Michigan	
			Rhode Island	Missouri	
			South Dakota	Nevada	
			Utah	New Jersey	
			Vermont	New Mexico	
			Washington	New York	
			Wisconsin	North Carolina	
			Wyoming	Ohio	
				Pennsylvania	
				Virginia	

Age-Adjusted Prevalence of Obesity Among U.S. Adults, 2007

Missing Data	<14.0%	14.0%–17.9%	18.0%–21.9%	22.0%–25.9%	26.0%+
			Colorado	California	Alabama
			Connecticut	District of Columbia	Alaska
			Hawaii	Florida	Arizona
			Massachusetts	Idaho	Arkansas
			Rhode Island	Illinois	Delaware
			Vermont	Maine	Georgia
				Minnesota	Indiana
				Montana	Iowa
				Nevada	Kansas
				New Hampshire	Kentucky
				New Jersey	Louisiana
				New Mexico	Maryland
				New York	Michigan
				Utah	Mississippi
				Virginia	Missouri
				Washington	Nebraska
				Wisconsin	North Carolina
				Wyoming	North Dakota
					Ohio
					Oklahoma
					Oregon
					Pennsylvania
					South Carolina
					South Dakota
					Tennessee
					Texas
					West Virginia

Age-Adjusted Prevalence of Obesity and Diagnosed Diabetes Among U.S. Adults

2008



CDC's Division of Diabetes Translation. National Diabetes Surveillance System
available at <http://www.cdc.gov/diabetes/statistics>



