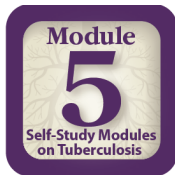


## Self-Study Modules on Tuberculosis



### Infectiousness and Infection Control

## Module 5: Objectives

At completion of this module, learners will be able to:

1. Describe the factors that determine the infectiousness of a TB patient
2. Describe the main goals of a TB infection-control program
3. Describe the three levels of control measures that are the basis of an effective TB infection-control program
4. Describe the purpose and the characteristics of a TB airborne infection isolation (AII) room
5. Describe the circumstances when personal respirators should be used

Module 5 – Infectiousness and Infection Control

2

## Module 5: Overview

- Infectiousness
- TB Infection Control
  - TB Infection Control Measures
  - TB Risk Assessment
  - Infection Control in Nontraditional Facility-Based Settings
  - TB Infection Control in the Home
- Case Studies

Module 5 – Infectiousness and Infection Control

3

## Infectiousness

4

## Infectiousness (1)

- Infectiousness is directly related to number of tubercle bacilli TB patients expel into air
- TB patients generally expel more tubercle bacilli if their cough produces a lot of sputum
- Only people with TB of the lungs, airway, or larynx are infectious

Module 5 – Infectiousness and Infection Control

5

## Infectiousness (2)

Factors generally associated with infectiousness:

• Presence of cough	• Not covering mouth when coughing
• Cavity in the lung	• Not receiving adequate treatment or prolonged illness
• Acid-fast bacilli on sputum smear	• Undergoing cough inducing procedures
• TB of lungs, airway, or larynx	• Positive sputum cultures

Module 5 – Infectiousness and Infection Control

6

### Infectiousness (3)

- Infectiousness appears to decline rapidly after adequate treatment is started; however:
  - How quickly infectiousness declines varies from patient to patient (weeks to months)
  - Patients with drug-resistant TB may not respond to initial drug regimen; meaning they may remain infectious for longer

Module 5 – Infectiousness and Infection Control

7

### Infectiousness (4)

- Patients can be considered non-infectious when they meet all of the following criteria:
  - Received adequate treatment for 2 weeks or longer
  - Symptoms have improved
  - Three consecutive negative sputum smears from sputum collected in 8 to 24 hour intervals (at least one early morning specimen)

Module 5 – Infectiousness and Infection Control

8

### Infectiousness (5)

- Children are less likely than adults to be infectious
  - Children generally do not produce a lot of sputum when they cough
- Young children can still transmit TB if they exhibit signs of infectiousness



Module 5 – Infectiousness and Infection Control

9

### Infectiousness Study Question 5.1

List 7 factors that affect the infectiousness of a TB patient.

Module 5 – Infectiousness and Infection Control

10

### Infectiousness Study Question 5.2

Why does the site of disease affect the infectiousness of a TB patient?

Module 5 – Infectiousness and Infection Control

11

### Infectiousness Study Question 5.3

When can a TB patient be considered noninfectious? List all 3 criteria.

Module 5 – Infectiousness and Infection Control

12

## **TB Infection Control**

---

13

### **TB Infection Control (1)**

- Infection control is an important strategy to prevent the spread of TB
  - Several outbreaks of TB in health care settings, including multidrug-resistant TB (MDR TB) and extensively drug-resistant TB (XDR TB), have occurred
- All health care and congregate settings should implement TB infection-control measures

Module 5 – Infectiousness and Infection Control

14

### **TB Infection Control (2)**

- TB is most likely to be transmitted when health care workers (HCWs) and patients come in contact with persons who:
  - Have unsuspected TB disease
  - Are not receiving adequate treatment
  - Have not been isolated from others

Module 5 – Infectiousness and Infection Control

15

### **TB Infection Control (3) Role of the Health Department**

- Health department TB control programs should:
  - Ensure each of their clinics develop a TB infection-control program
  - Provide consultation about TB infection control to other health care and congregate settings

Module 5 – Infectiousness and Infection Control

16

### **TB Infection Control (4) Role of the Health Department**

- Health departments should specifically assist health care settings with:
  - Understanding infection control principles
  - Reporting confirmed or suspected TB cases
  - Conducting contact investigations
  - Ensuring a plan for TB patients to receive follow-up care after discharge
  - Conducting risk assessments, testing, surveillance, and outbreak investigations
  - Planning and implementation of TB control activities

Module 5 – Infectiousness and Infection Control

17

### **TB Infection-Control Program (1)**


- Main goals of a TB infection-control program are to ensure early and prompt:
  - Detection of TB disease
  - Airborne precautions (e.g., isolation of people who have or are suspected of having TB disease)
  - Treatment of people who have or are suspected of having TB disease

Module 5 – Infectiousness and Infection Control

18

## TB Infection-Control Program (2) Detection of TB disease

- HCWs should suspect TB disease in anyone with any of these symptoms:
  - Persistent cough
  - Chest pain
  - Bloody sputum
  - Weight loss or loss of appetite
  - Fever
  - Chills
  - Night sweats



Module 5 – Infectiousness and Infection Control

19

## TB Infection-Control Program (3) Detection of TB disease

- When a health care worker suspects that a patient has TB disease, the patient should be:
  - Placed in an area away from other patients and evaluated
  - Given a surgical mask to wear
  - Given tissues and asked to cover nose and mouth when coughing or sneezing

Module 5 – Infectiousness and Infection Control

20

## TB Infection-Control Program (4) Airborne Precautions

- Airborne precautions should be taken for any person who has signs or symptoms of TB disease
- If facility has an AII room, TB suspects and TB patients should be placed there
- Health care settings, such as TB clinics, should implement a respiratory-protection program

Module 5 – Infectiousness and Infection Control

21

## TB Infection-Control Program (5) Treatment

- Patients diagnosed with TB should start treatment immediately
- DOT should be used to ensure adherence



Module 5 – Infectiousness and Infection Control

22

## TB Infection Control Study Question 5.4

Under what circumstances is TB most likely to be transmitted in health care facilities?

Module 5 – Infectiousness and Infection Control

23

## TB Infection Control Study Question 5.5

How can the health department assist health care settings in preventing the spread of TB?

Module 5 – Infectiousness and Infection Control

24

## TB Infection Control Study Question 5.6

What are the main goals of a TB infection-control program?

## TB Infection Control Study Question 5.7

What would make a health care worker suspect that a patient has TB disease?

## TB Infection Control Study Question 5.8

What should be done when a health care worker suspects that a patient has TB disease?

## TB Infection Control TB Infection Control Measures

## TB Infection Control Measures (1) Hierarchy of Infection Control



Administrative Controls



Environmental Controls



Respiratory Protection

## TB Infection Control Measures (2)

Three levels of control measures:

- **Administrative controls:** managerial measures to reduce risk of exposure to *M. tuberculosis*
- **Environmental controls:** engineering systems to prevent the spread of and reduce the concentration of infectious *M. tuberculosis* droplet nuclei in air
- **Respiratory-protection controls:** personal protection to further minimize risk for exposure to *M. tuberculosis*

## TB Infection Control

---

### TB Infection Control Measures Administrative Controls

31

### Administrative Controls (1)

- **Administrative controls:**
  - First and most important level of TB infection-control program
  - Goal is to reduce risk of exposure to persons who might have TB disease

Module 5 – Infectiousness and Infection Control

32

### Administrative Controls (2)

- **Administrative control activities:**
  - Assigning someone responsibility for TB infection control
  - Developing and implementing a written TB infection control plan
  - Conducting a TB risk assessment
  - Ensuring availability of prompt laboratory processing, testing, and reporting of results

Module 5 – Infectiousness and Infection Control

33

### Administrative Controls (3)


- **Administrative control activities (cont.):**
  - Implementing effective work practices for managing patients who may have TB
  - Ensuring proper cleaning and sterilization or disinfection of equipment
  - Educating, training, and counseling HCWs about TB
  - Testing and evaluating workers who are at risk for TB or may be exposed to TB

Module 5 – Infectiousness and Infection Control

34

### Administrative Controls (4)

- **Administrative control activities (continued):**
  - Applying epidemiology-based prevention principles
  - Using posters to remind patients of proper cough etiquette
  - Coordinating efforts between health departments and high risk settings



Module 5 – Infectiousness and Infection Control

35

## TB Infection Control

---

### TB Infection Control Measures Environmental Controls

36

## Environmental Controls

- Second level of infection-control program
- Consist of technologies that are designed to prevent the spread and reduce the concentration of TB in the air
  - Ventilation technologies
  - High efficiency particulate air filtration (HEPA)
  - Ultraviolet germicidal irradiation (UVGI)

Module 5 – Infectiousness and Infection Control

37

## Ventilation Technologies (1)

- Ventilation is the movement of air in a building and the replacement of air inside with air from outside
- Ventilation technologies include:
  - Natural ventilation
  - Mechanical ventilation

Module 5 – Infectiousness and Infection Control

38

## Ventilation Technologies (2) Natural Ventilation

- Doors and windows should be open
- Fans can be used to distribute air
- HCW should sit near fresh air source
- Can be useful for nontraditional settings that do not have a central ventilation system



Module 5 – Infectiousness and Infection Control

39

## Ventilation Technologies (3) Mechanical Ventilation

- Refers to the use of technological equipment to circulate and move air
- Consists of two types of technologies
  - Local exhaust ventilation
  - General ventilation
- Should be used by hospitals, TB clinics, and other settings where TB patients are expected

Module 5 – Infectiousness and Infection Control

40

## Ventilation Technologies (4) Mechanical Ventilation

- Local exhaust ventilation
  - Stops airborne contaminants from spreading into general environment
  - Includes external hoods, booths, and tents
  - Should be used for cough-inducing procedures

Module 5 – Infectiousness and Infection Control

41

## Ventilation Technologies (5) Mechanical Ventilation

- General ventilation systems:
  - Dilute contaminated air
  - Remove contaminated air
  - Control airflow patterns in patient and procedure rooms (e.g., negative pressure in AII room)

Module 5 – Infectiousness and Infection Control

42

## Ventilation Technologies (6) Mechanical Ventilation

- **AII rooms are designed to prevent spread of droplet nuclei expelled by patient**
  - Negative pressure
  - Clean air flows from corridors into AII room
- **Air cannot escape AII room**
  - Exhausted outdoors or passed through filter

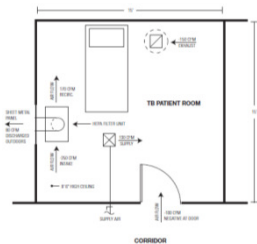


Image credit: Curry International TB Center

Module 5 – Infectiousness and Infection Control

43

## HEPA Filters

- **HEPA filters are special filters used to remove droplet nuclei from air**
- **Must be used when releasing air from:**
  - Local exhaust ventilation booths to surrounding area
  - **AII room to general ventilation system**

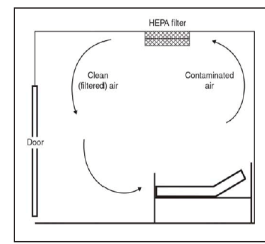


Image credit: Curry International TB Center

Module 5 – Infectiousness and Infection Control

44

## UVGI

- **UVGI is air cleaning technology that consists of lamps that give off UV light, which can kill tubercle bacilli**
- **Should be used with other infection control measures**
- **UV light can be harmful to skin and eyes**

Upper-air UVGI in a dormitory

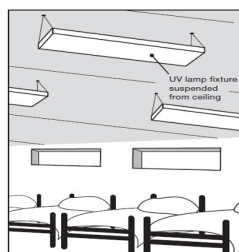


Image credit: Curry International TB Center

Module 5 – Infectiousness and Infection Control

45

## TB Infection Control

### TB Infection Control Measures Respiratory-Protection Controls

46

## Respiratory-Protection Controls (1)

- **Third level of infection-control that includes:**
  - Implementing a respiratory-protection program
  - Training health care workers on respiratory-protection
  - Educating patients on respiratory hygiene

Module 5 – Infectiousness and Infection Control

47

## Respiratory-Protection Controls (2) Personal Respirators

- **Respirators filter out droplet nuclei**
- **Should be used in:**
  - **TB AII rooms**
  - Rooms where cough-inducing or aerosol generating procedures are done
  - **Ambulances transporting infectious TB patients**
  - **Homes of infectious TB patients**

Module 5 – Infectiousness and Infection Control

48



### Respiratory-Protection Controls (3) Personal Respirators

- Important that respirator fits properly:
  - Fit test used to determine which respirator to wear
  - User seal check should be done each time a respirator is put on



Health care worker undergoing a fit test  
Image credit: Paul Jensen

Module 5 – Infectiousness and Infection Control

49

### Respiratory-Protection Controls (4) Personal Respirators

- Respirators that can be used to protect against *M. tuberculosis*:
  - Nonpowered respirators with N95, N99, N100, R95, R99, R100, P95, P99, and P100 filters
  - Powered air-purifying respirators (PAPRs) with high-efficiency filters
  - Supplied-air respirators



Image credit: Greg Knobloch

Module 5 – Infectiousness and Infection Control

50

### Respiratory-Protection Controls (5) Respirators and Surgical Masks

- Important to understand the difference between respirators and surgical masks
  - Respirators protect individuals from inhaling droplet nuclei
  - Surgical masks stop droplet nuclei from being exhaled into air by infectious TB patients or suspects

Module 5 – Infectiousness and Infection Control

51

### Respiratory-Protection Controls (6) Respirators



Health care worker wearing a personal respirator

Module 5 – Infectiousness and Infection Control

52

### Respiratory-Protection Controls (7) Surgical Masks



Patient wearing a surgical mask

Module 5 – Infectiousness and Infection Control

53

### TB Infection-Control Study Question 5.9

What are the three levels of control that form the basis of a TB infection-control program?

Module 5 – Infectiousness and Infection Control

54

### **Administrative Controls Study Question 5.10**

List 5 administrative control measures that should be taken in health care settings to reduce the risk of exposure to persons who may have TB disease.

Module 5 – Infectiousness and Infection Control

55

### **Environmental Controls Study Question 5.11**

Where should sputum induction, bronchoscopy, or other cough-inducing procedures be done?

Module 5 – Infectiousness and Infection Control

56

### **Environmental Controls Study Question 5.12**

What is a TB AII room? What are the important characteristics of an AII room?

Module 5 – Infectiousness and Infection Control

57

### **Ventilation Systems Study Question 5.13**

How do ventilation systems help prevent the spread of TB?

Module 5 – Infectiousness and Infection Control

58

### **Ventilation Systems Study Question 5.14**

Give 4 examples of settings where personal respirators should be used.

Module 5 – Infectiousness and Infection Control

59

### **Respiratory Protection-Controls Study Question 5.15**

What is the difference in use between a respirator and a surgical mask?

Module 5 – Infectiousness and Infection Control

60

## TB Infection Control

---

### TB Risk Assessment

61

### TB Risk Assessment (1)

- Administrative control measure
- Helps to inform infection control plan
- Determines types of controls needed for setting
- Serves as an initial and ongoing monitoring and evaluation tool for infection-control program
- Helps determine frequency of employee testing

Module 5 – Infectiousness and Infection Control

62

### TB Risk Assessment (2)

- Risk assessment examines many factors, including:
  - Number of patients with TB disease in setting
  - Promptness of detection, isolation, and evaluation of patients with suspected or confirmed TB
  - Evidence of transmission of *M. tuberculosis* in setting
  - Community rate of TB disease

Module 5 – Infectiousness and Infection Control

63

### TB Risk Classification

- Low risk
  - Persons with TB disease are not expected to be encountered
- Medium risk
  - Possible exposure to persons with TB disease
  - Possible exposure to clinical TB specimens
- Potential ongoing transmission
  - Setting where there is evidence of person-to-person transmission of *M. tuberculosis* in past year

Module 5 – Infectiousness and Infection Control

64

### TB Testing Frequency

TB Risk Classification	Frequency for TB Testing
<b>Low Risk</b>	<ul style="list-style-type: none"> <li>• Conduct baseline test when health care worker is hired</li> <li>• No further testing needed unless exposure occurs</li> </ul>
<b>Medium Risk</b>	<ul style="list-style-type: none"> <li>• Conduct baseline test when health care worker is hired</li> <li>• Repeat test annually</li> </ul>
<b>Potential Ongoing Transmission</b>	<ul style="list-style-type: none"> <li>• Conduct baseline test when health care worker is hired</li> <li>• Repeat test every 8 to 10 weeks until there is no evidence of <i>M. tuberculosis</i> transmission in setting</li> </ul>

Module 5 – Infectiousness and Infection Control

65

## TB Infection Control

---

### Infection Control in Nontraditional Facility-Based Settings

66

### Special Considerations (1)

- Nontraditional facility-based settings where TB patients receive care should establish and follow an infection-control program
- Includes settings such as:
  - Nursing homes
  - Correctional facilities
  - Homeless shelters
  - Drug treatment centers
  - Emergency medical services
  - Home-based health care
  - Outreach settings

Module 5 – Infectiousness and Infection Control

67

### Special Considerations (2) Correctional Facilities

- Medical settings within correctional facilities should:
  - Classify as medium risk or higher
  - Test all staff annually
  - Implement a respiratory-protection program with at least one AII room

Module 5 – Infectiousness and Infection Control

68

### Special Considerations (3) Correctional Facilities

- Medical settings within correctional facilities should (cont.):
  - Have inmates with suspected or confirmed TB disease wear surgical mask when transported
  - Establish and maintain a tracking system for inmate testing and treatment

Module 5 – Infectiousness and Infection Control

69

### Special Considerations (4) Homeless Shelters

- Should observe the same TB infection-control measures as outpatient clinics
- Several factors in shelter environment can influence likelihood of TB transmission:
  - Crowdedness of shelter
  - Ventilation system of shelter

Module 5 – Infectiousness and Infection Control

70

### Special Considerations (5) Emergency Medical Services (EMS)

- EMS workers should be included in TB testing program based on risk for the setting
- Persons with infectious TB who are transported in ambulance should wear surgical mask
- Drivers, health care workers, and other staff should consider wearing a respirator
- Ambulance should allow for maximum amount of outdoor air to be circulated in vehicle

Module 5 – Infectiousness and Infection Control

71

### Special Considerations (6) Long-Term Care Facilities (LTCFs)

- LTCFs (e.g., hospices and nursing homes) should:
  - Symptom screen and possibly test new employees and residents
  - Have administrative and environmental controls **IF** they accept patients with infectious TB
- Persons with TB disease who are non-infectious can stay in LTCFs and do not need AII room

Module 5 – Infectiousness and Infection Control

72

## **TB Infection Control**

### **TB Infection Control in the Home**

73

### **TB Infection Control in the Home (1)** **Patient Returning Home**

TB patients and TB suspects may be sent home after starting treatment, even though they may be infectious

Module 5 – Infectiousness and Infection Control

74

### **TB Infection Control in the Home (2)** **Patient Returning Home**

- **Criteria for patient to return home:**
  - Follow-up plan has been made with the local TB program
  - Patient on TB treatment and DOT arranged
  - No infants or children younger than 5 years of age or persons with immunocompromising conditions in home

Module 5 – Infectiousness and Infection Control

75

### **TB Infection Control in the Home (3)** **Patient Returning Home**

- **Criteria for patient to return home (cont.):**
  - All household members have already been exposed to TB patient
  - Patient is willing to not travel outside of home until sputum smear results are negative

Module 5 – Infectiousness and Infection Control

76

### **TB Infection Control in the Home (4)** **Patient Returning Home**

- TB patients and members of household should take steps to prevent spread of TB
- Patients with TB should be instructed to:
  - Cover mouth and nose with tissue when coughing or sneezing
  - Sleep alone
  - Not have visitors until noninfectious

Module 5 – Infectiousness and Infection Control

77

### **TB Infection Control in the Home (5)** **Health Care Workers (HCWs)**

- **HCWs should:**
  - Be trained in detecting TB signs and symptoms
  - Take precautions to protect themselves:
    - Instruct patient to cover mouth when coughing
    - Wear personal respirator
    - Collect sputum in well-ventilated areas
    - Participate in TB testing and prevention programs

Module 5 – Infectiousness and Infection Control

78

### **TB Risk Assessment Study Question 5.16**

**What are 3 different TB risk classifications that can be assigned to health care settings?**

### **TB Risk Assessment Study Question 5.17**

**Depending on risk classification, how often should health care settings test workers for TB?**

### **TB Infection Control in the Home Study Question 5.18**

**What precautions should a health care worker take when visiting the home of a TB patient who may be infectious?**

## **Case Studies**

---

### **Module 5: Case Study 5.1**

**For each of the following situations, decide whether the patient should be considered infectious or non-infectious, and explain why.**

### **Module 5: Case Study 5.1 Question 5A**

**Two weeks ago, Mr. Lopez had a sputum smear that was positive; since then no sputum specimens have been tested. Mr. Lopez started self-administered TB treatment 7 days ago. He still has a cough.**

**Module 5: Case Study 5.1**  
**Question 5A: Answer**

Module 5 – Infectiousness and Infection Control

85

**Module 5: Case Study 5.1**  
**Question 5B**

Ms. Nguyen, a patient with pulmonary TB, has been receiving DOT treatment for 6 weeks and no longer has symptoms of TB. She has had three sputum smears. The first one was positive, but the last two were negative.

Module 5 – Infectiousness and Infection Control

86

**Module 5: Case Study 5.1**  
**Question 5B: Answer**

Module 5 – Infectiousness and Infection Control

87

**Module 5: Case Study 5.1**  
**Question 5C**

Mr. Martin started DOT treatment for pulmonary TB in April. His symptoms went away and his sputum smears were negative in May. However, the outreach worker was unable to locate him on June 5<sup>th</sup> and has not been able to contact him since that time. Mr. Martin returned to the TB clinic on August 2<sup>nd</sup>, and was still coughing.

Module 5 – Infectiousness and Infection Control

88

**Module 5: Case Study 5.1**  
**Question 5C: Answer**

Module 5 – Infectiousness and Infection Control

89

**Module 5: Case Study 5.2 (1)**

You are checking patients into the TB clinic. An elderly man comes to the desk and says he was told to come and get checked because one of his friends has TB. You notice that he looks sick and is coughing frequently. The waiting room is full of patients, and you know it will probably be more than an hour before the physician can see him.

Module 5 – Infectiousness and Infection Control

90

### **Module 5: Case Study 5.2 (2)**

- What should you do?

Module 5 – Infectiousness and Infection Control

91

### **Module 5: Case Study 5.3 (1)**

You are sent to deliver directly observed therapy (DOT) to a woman who started treatment last week for suspected pulmonary TB. Her sputum smear results are not back yet. You are asked to collect another sputum specimen while you are at the woman's home.

Module 5 – Infectiousness and Infection Control

92

### **Module 5: Case Study 5.3 (2)**

- What precautions should you take?

Module 5 – Infectiousness and Infection Control

93