



**Statistics**



***ILO's work and planned activities  
on the measurement of labour force characteristics of  
people with disability***

***Valentina Stoevska,***  
ILO Department of Statistics

---



Background

Current national practices in the collection and compilation of statistics on labour force status of people with disabilities

Questions covered in specialized disability surveys and modules

Priority actions in 2016 and beyond

Some statistics



**UNSC 2014:** promote the collection of statistics on persons with disabilities (*in line with the UN Convention on the Rights of Persons with Disabilities*)

- to understand the situation of people with disabilities
- to inform disability policies , program development and service delivery
- to report against national, regional and international conventions and strategies
- to advocate for the rights of people with disabilities

**SDG framework:** need for more attention to persons with disabilities and more attention to statistics (disability as cross cutting issue)

---



## Policy questions



- How large is the disabled population and what is their social-demographic profile?
- How many of these people are economically active/employed?
- Is there a difference between countries in the percentage of people with disabilities in employment and, if so, why?
- How many people with disabilities could be integrated into the work force should the obstacles be removed?
- What are the economic consequences of *excluding* people with disabilities from the labour market, as well as costs and benefits from *including* this group into the labour force?



# ILO: Objectives



**improving employment opportunities  
for people with disabilities**

Understanding the needs/  
obstacles in the labor market

*planning and designing  
policies and interventions*

*monitoring the effect of different  
policies/legislation/services*

**Need for disability statistics cross-classified by various  
labour force characteristics**



## ILO objectives



- Establishing guidelines, and developing survey instruments, to assist countries in setting or improving their statistics on the labour force characteristics of persons with disabilities (by analysing the methodologies currently used by countries to compile statistics)
- Compilation of statistical information, and establishing a database



# ILO's compilation re sources of labour force characteristics of people with disabilities



Statistics

- Data were identified for 118 countries with data on labour force status of people with disabilities
    - Asia 39
    - Africa 33
    - Europe 44
    - America 20
    - Oceania 4
  - More than 140 data sources found (more than 80 data come from household surveys)
  - Most of the surveys conducted over last 10 years
  - Includes definitions, questionnaires, methodology used, and any other available supporting documentation
  - Statistical reports/publications for more than 60 countries
-



## DESCRIPTIONS - structure



**Statistics**

### **Source**

- Organisation responsible
- Type of source
- Periodicity
- Reference period

### **Coverage**

- Disabilities
- Persons
- Economic activities
- Sectors
- Employment situation
- Status in employment
- Geographic areas
- Establishments

### **Terms and Definitions**

- Term for disability
- Definition of disability
- Source of the definition
- Questions used in the source
- Minimum duration

### **Classifications**

### **Dissemination**

- Publications
- Website

### **Other (survey questionnaires)**





- ILO's publication, *Compendium of national methodologies: Statistics on the labour force characteristics of people with disabilities*
- It includes a synoptic tables summarizing the main characteristics of data sources
- <http://www.ilo.org/surveydata/index.php/catalog/DISABILITIES/about>



## Overall picture



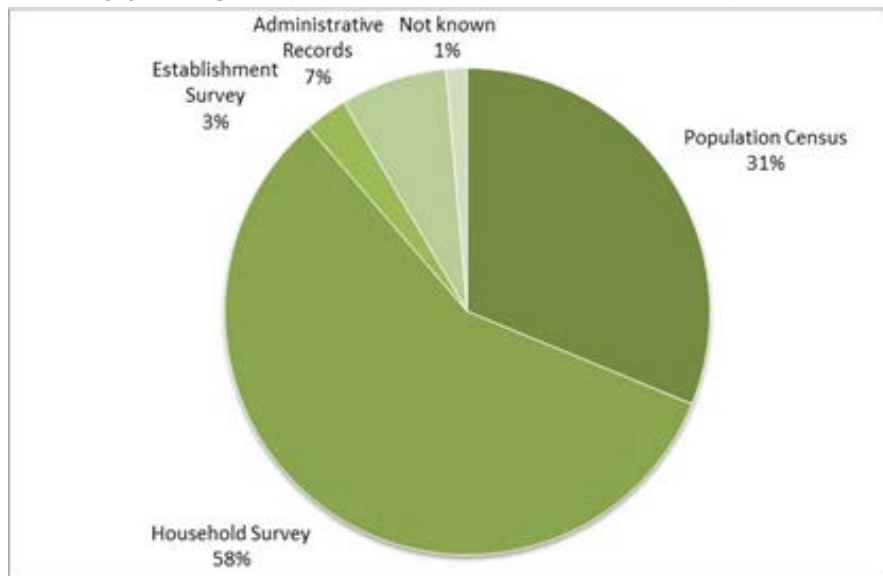
**Difficult to get timely, reliable, comparable statistics on labour force characteristics of people with disabilities**

**The quality and quantity of data available varies enormously across the world**

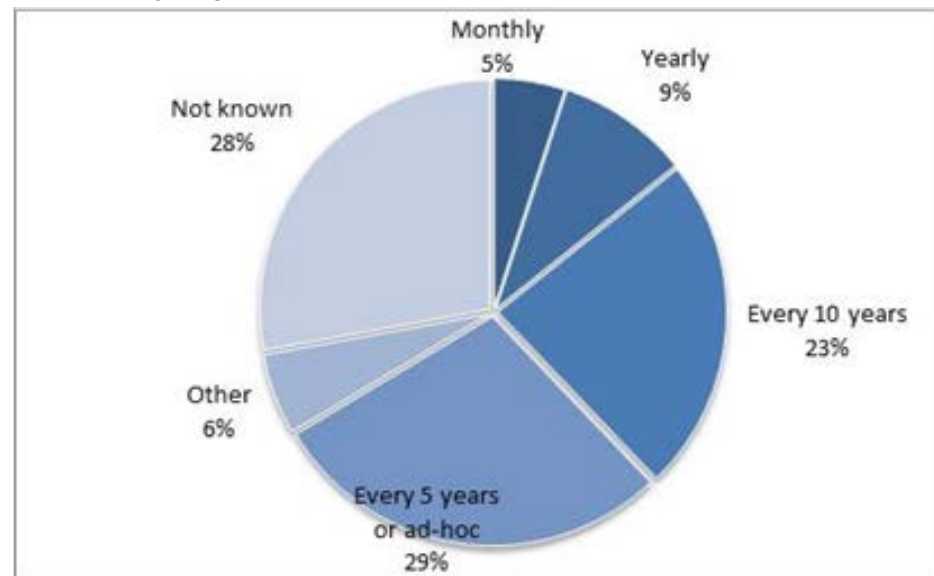
- Disability is not systematically monitored (variable covered but not processed against labour force characteristics)
- Variety of sources (*varying degree of limitations*)
  - Censuses
  - Household surveys and specialized disability surveys
  - Various types of administrative data
  - Establishment surveys
- Different classifications, concepts, definitions and questionnaires
- Different indicators
- Reported employment-to-population ratios vary from less than 10% to more than 60%



*Type of sources (118 countries)*

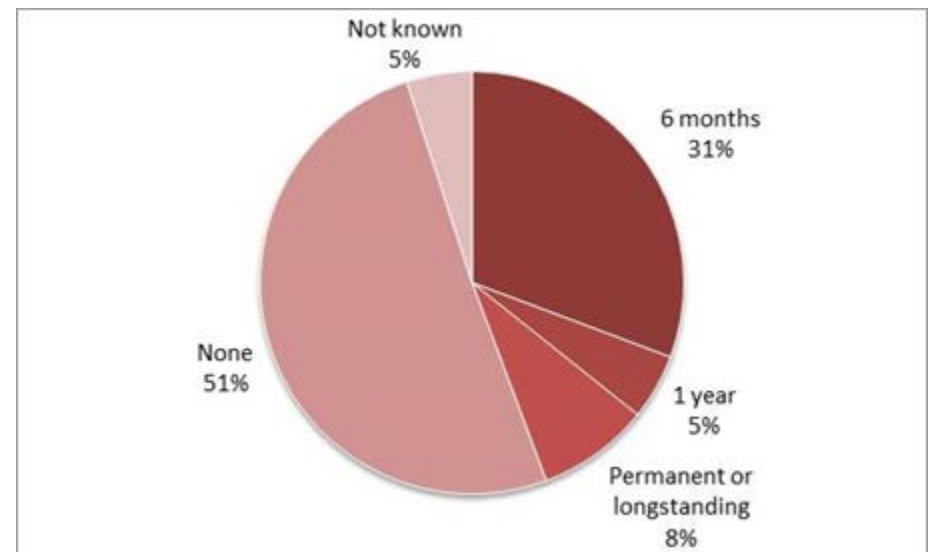
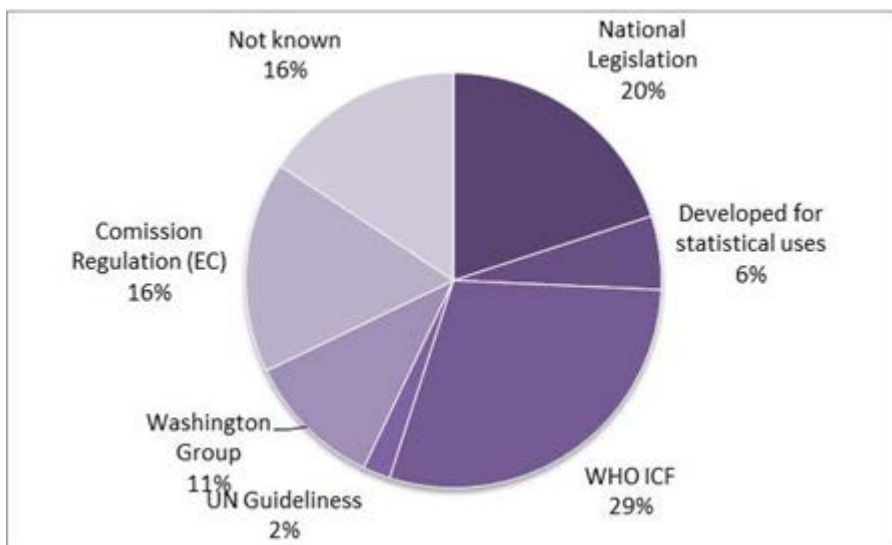


*Periodicity of data collection (118 countries)*





# Statistics





## Questions used to identify persons with disabilities



- Direct questions related to impairment/body functioning (*but also registered work related disability*)
  - The respondent is directly asked if she/he is disabled, or
  - The respondent is asked if she/he has physical impairment; visual impairment; deafness/hearing impairment; muteness/severe speech problem; deaf-mute; permanent disfigurement; psychiatric and intellectual disability; multiple disability; paralyzed;
- Questions related to difficulties people face while performing daily activities
  - The respondent is asked if she/has difficulties in performing activities of daily living such as seeing, hearing, speaking, remembering, concentrating or communicating, mobility difficulties, etc.
- Questions related to limitations/participation in the labour market (*kind and amount of work they can do*)



## Specialized disability surveys and modules Type of questions asked



- type of disability,
- degree of disability,
- duration of disability,
- origin of disability,
- age at the beginning of the disability,
- use of support equipment, technology,
- obstacles faced,
- need for support/assistance and amount of assistance,
- need for special equipment/adaptation of workplace,
- transport means used, access to housing and public buildings,
- perception of discrimination against people with disability,
- membership in institutions related to disability,
- use of special programs,
- registration/medical certification.

EU Member States, Australia, Bangladesh, Canada, Chile, Ethiopia, Hong Kong, Hungary, India, Israel, Jordan, Lao, Malawi, Myanmar, Namibia, New Zealand, Peru, Spain, Swaziland, Tanzania, Thailand, Togo, Turkey, Uruguay, US, Vietnam, Zambia



## ILO's priority actions in 2016 and beyond



# Statistics

- **Close the data gap** - assemble, evaluate and organize available data and metadata on the labour force status of people with disabilities
  - The dataset would cover, wherever available **employment, unemployment not in the labour force**, by sex, age, type of disability, severity of disability **employment in private/public sector, hours worked**
- **Enhance the knowledge-base by releasing labour market indicators for people with/without disabilities and analysis.**
- Support countries to develop their own **capacity for monitoring disability (minimum set) in censuses and household surveys (e.g. labour force surveys)** and strengthen countries' capacity to gather and **disseminate** sound, relevant and comparable data on labour force status of people with disability
- **Develop specialized module on** the labour force characteristics of persons with disabilities (and obstacles they face in the labour market) in consultations with Washington group, other international/regional fora, countries and interest groups



- Include the *minimum set of disability questions* (developed by WG) in regular survey(s)
- Cross-tabulate labour force characteristics against disability status
- Disseminate and analyse the data





- Draft module is being developed in partnership with the ***Washington Group on Disability Statistics***
- The primary *purpose* of the module is to collect information on the barriers people with disabilities face in the labour market and their needs/use of workplace accommodations, but also attitudes at the labour market
- Module can be included in any data collection that covers labour force, at least every 3-5 years (*but need for an appropriate sampling design to capture these small populations*)

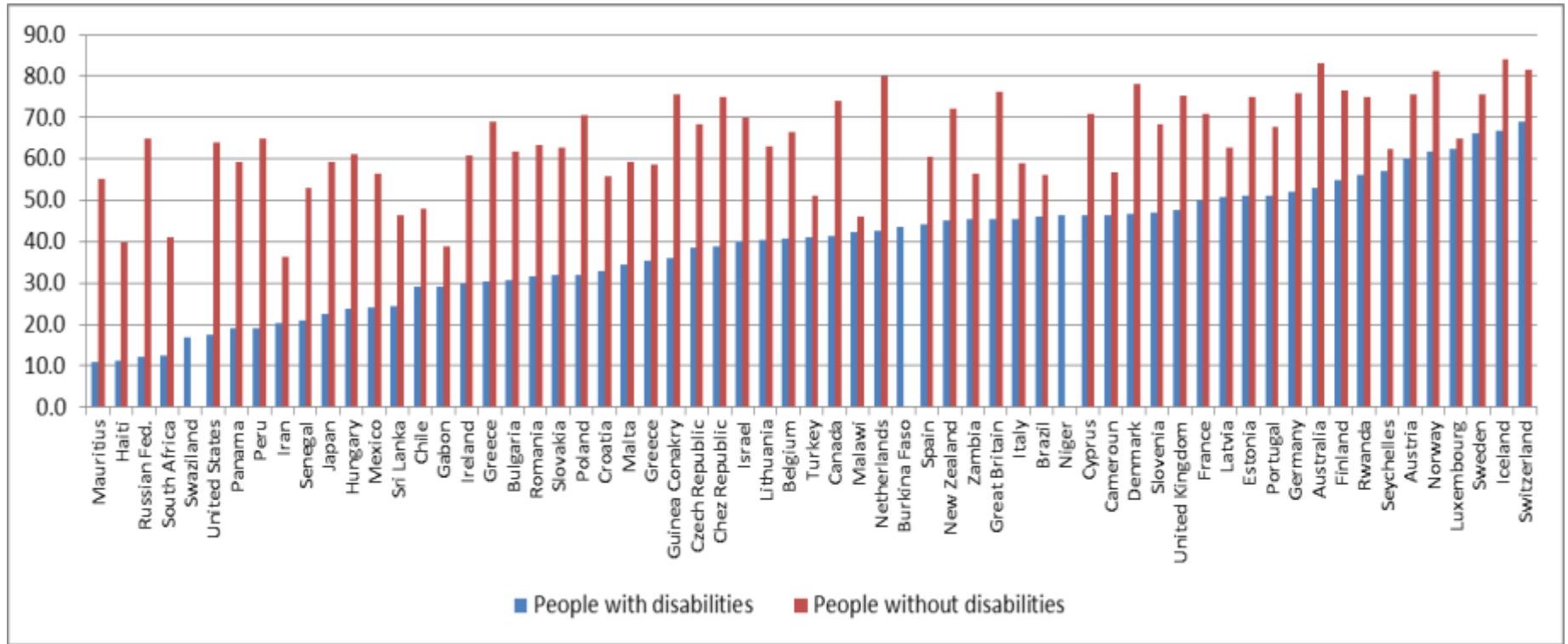


### Short set of questions

- Barriers in law
- Barriers in inaccessible built environment
- Barriers in transportation
- Attitudes
- Access to information
- Onset of disability (from birth/childhood/adulthood)

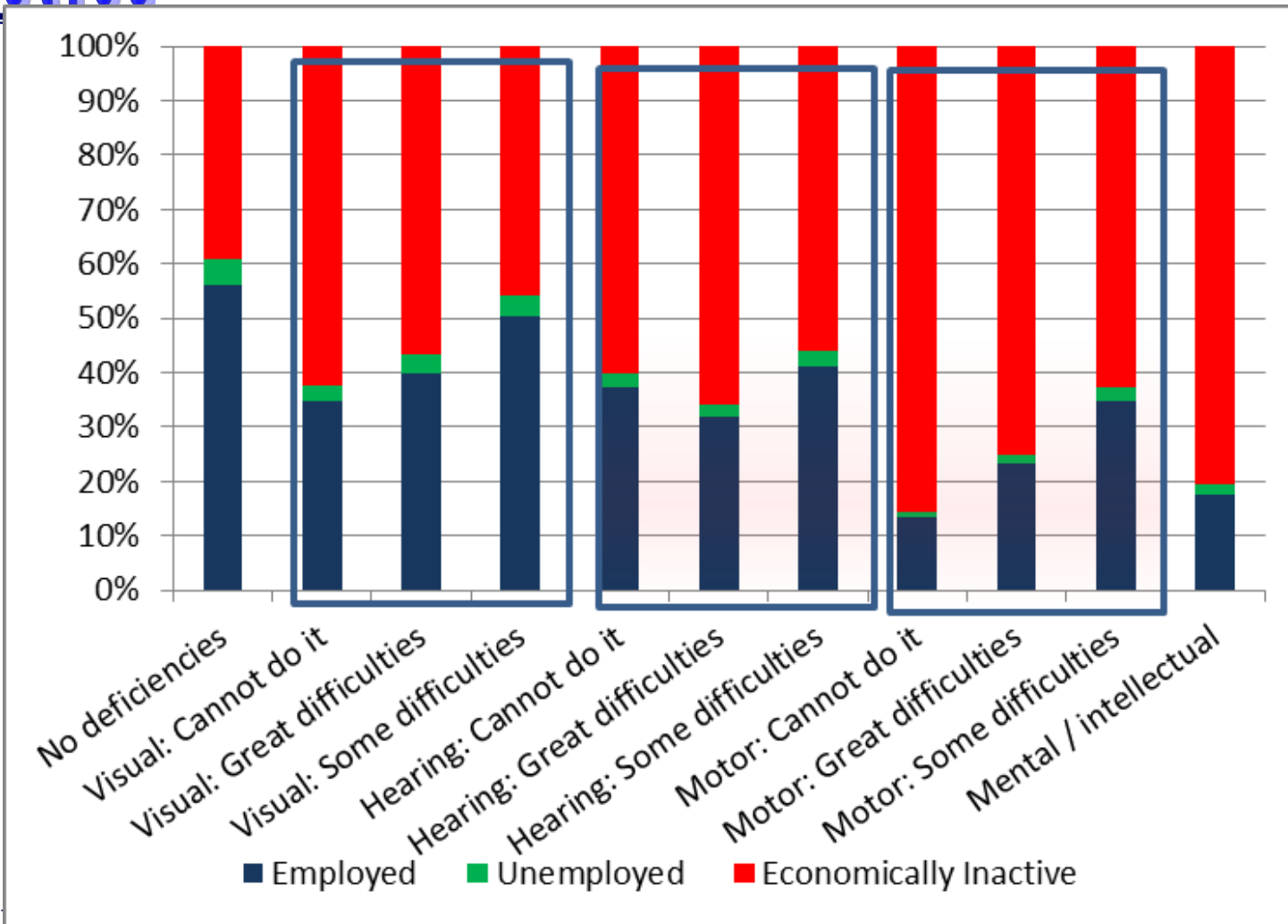


## Employment-to-population ratio



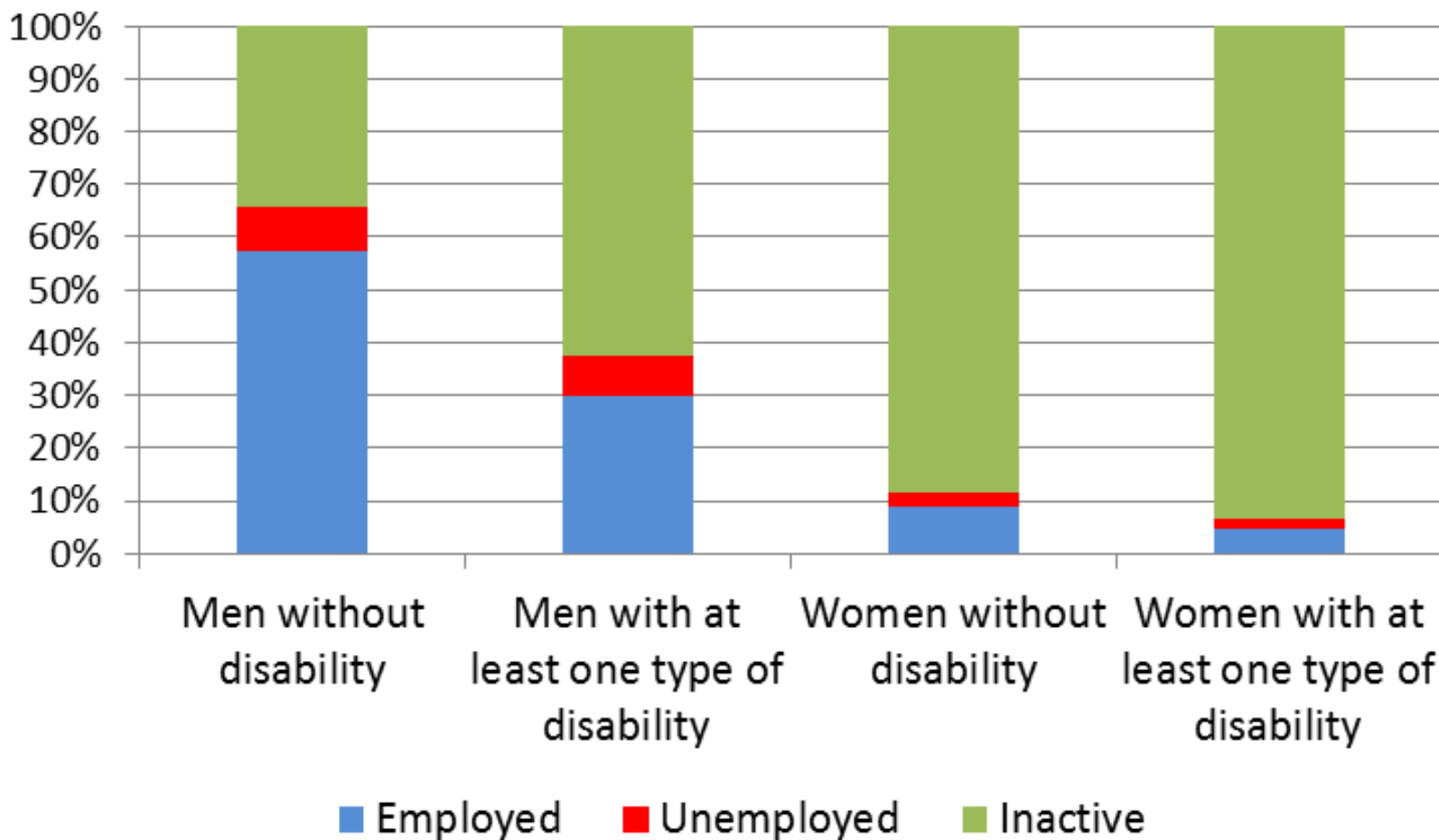


## Brazil, PC 2010, Labour force status of persons aged 10+, by type of deficiency, %



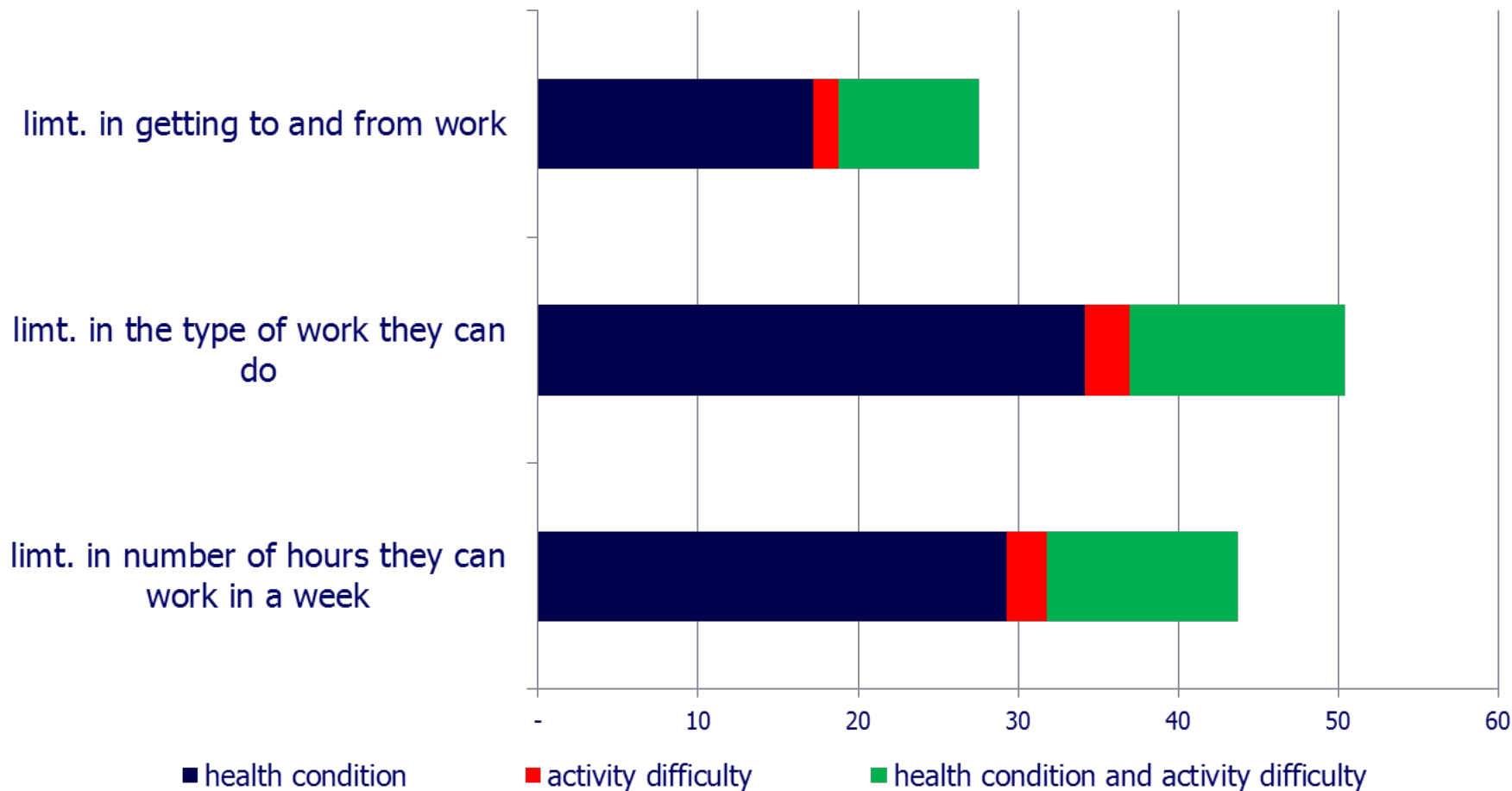


## Iran, Population aged 10+, by disability status, sex and activity status, 2011





Poland, LFS 2011 , % of persons indicating longstanding health conditions, or difficulties in basic activities by type of limitations in performing work





**Statistics**



**Thank you!**