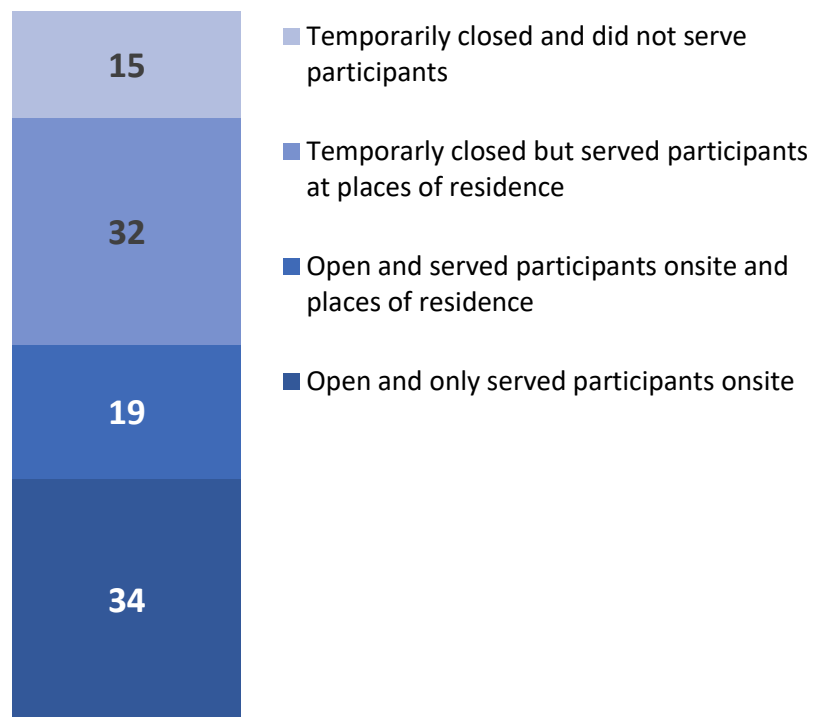


## Operating status of adult day services centers due to COVID-19 in 2020 through March 2021

Adult day services centers provide assistance with activities of daily living, medical care, and social/ recreational activities to adults with disabilities. They primarily serve older adults in community-based settings to provide a safe place for participants and respite for caregivers. These three figures use preliminary data from the National Center for Health Statistics' National Post-acute and Long-term Care Study (NPALS) to show percentages related to centers' operating statuses due to the challenges presented by COVID-19: whether the physical center was open and only served participants onsite; whether the physical center was open and served participants onsite and at participants' places of residence; whether the physical center was temporarily closed but served participants at their places of residence; and whether the physical center was temporarily closed and did not serve participants. These percentages are shown overall and by US Census region and metropolitan statistical area status (core urban area with population of 50,000 or more and non-metropolitan areas with a population less than 50,000).

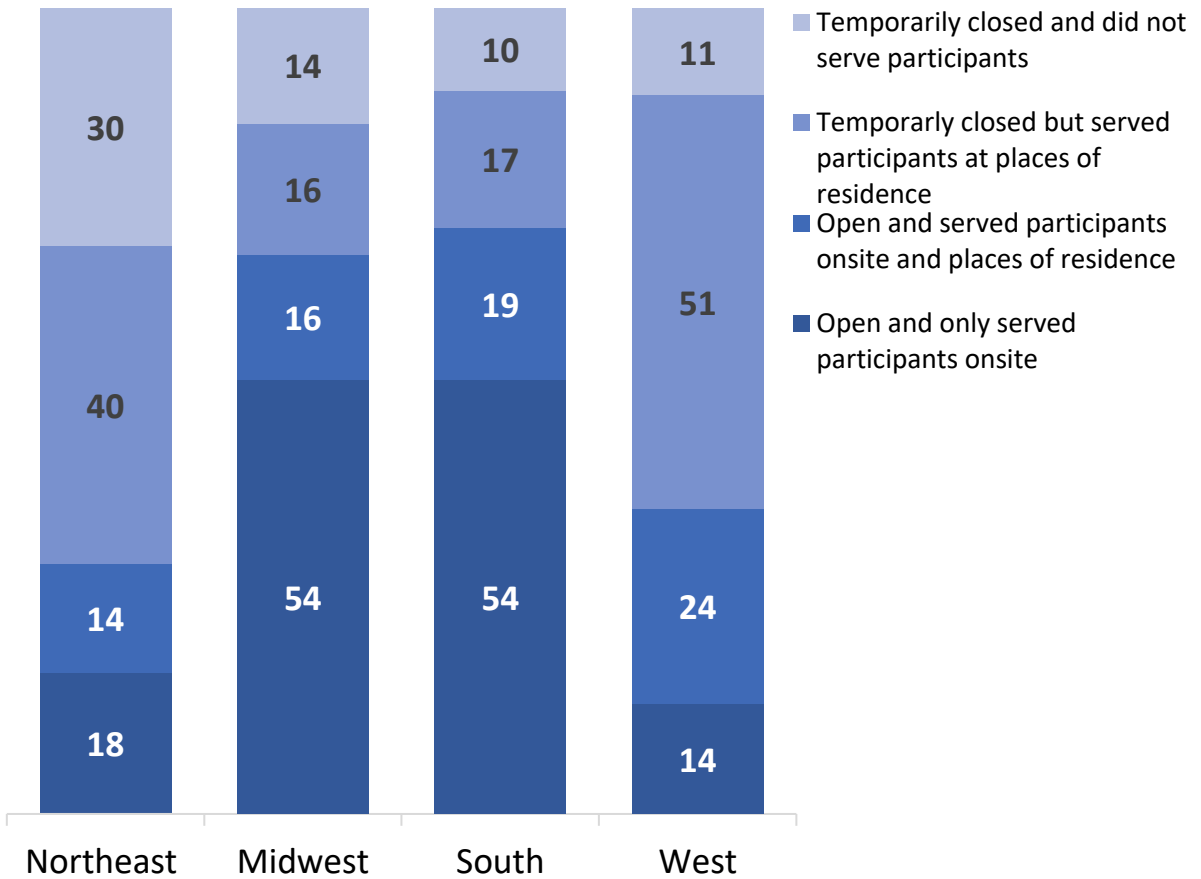
Figure 1. Operating Status of Adult Day Services Centers due to COVID-19, 2020 through March 2021



NOTE: Percentages are based on unrounded numbers and may not add up 100 because of rounding. Figure excludes cases with missing data.

SOURCE: NCHS, National Post-acute and Long-term Care Study (preliminary data), 2020

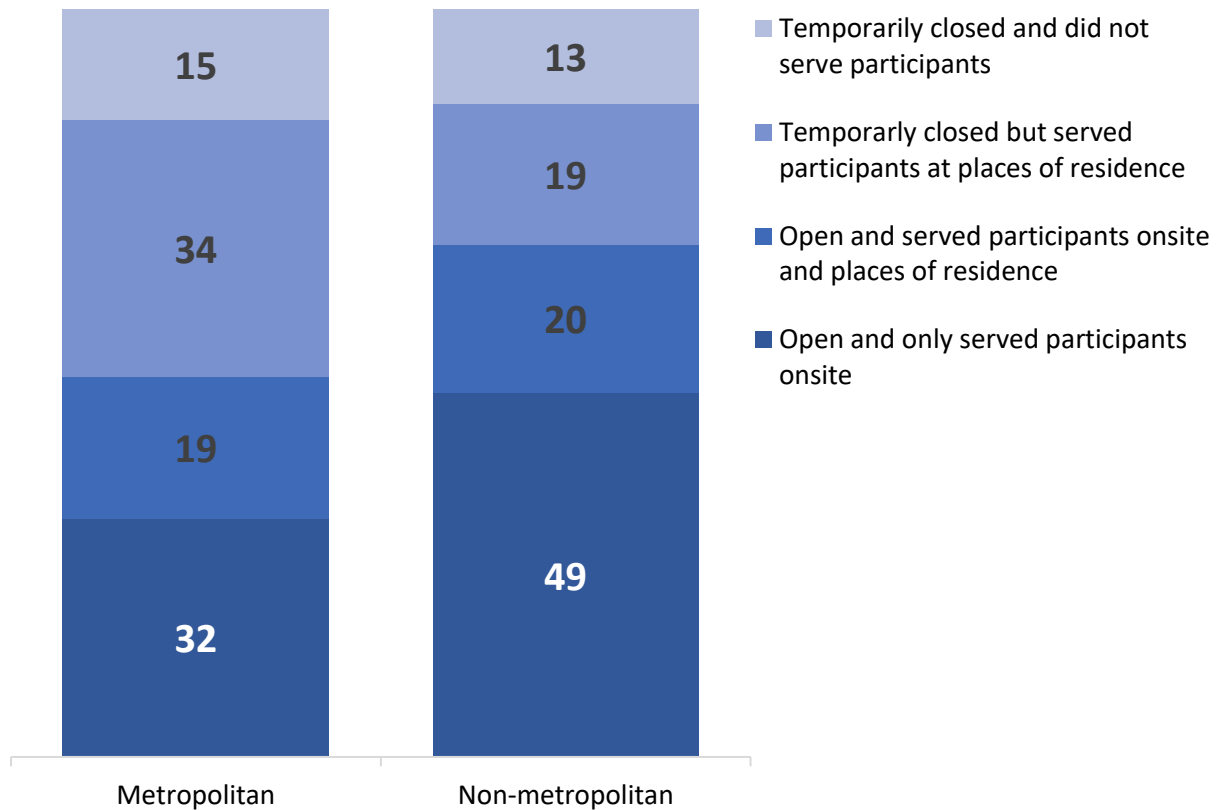
Figure 2. Operating Status of Adult Day Services Center due to COVID-19 by U.S. Census Region, 2020 through March 2021



NOTE: Percentages are based on unrounded numbers and may not add up 100 because of rounding. Figure excludes cases with missing data.

SOURCE: NCHS, National Post-acute and Long-term Care Study (preliminary data), 2020

Figure 3. Operating Status of Adult Day Services Centers due to COVID-19 by Metropolitan Statistical Area Status, 2020 through March 2021



NOTE: Percentages are based on unrounded numbers and may not add up 100 because of rounding. Figure excludes cases with missing data.

SOURCE: NCHS, National Post-acute and Long-term Care Study (preliminary data), 2020

### Data source and methods

NPALS collects data on adult day services centers every two years for all 50 states and the District of Columbia. The goal is to monitor the diverse post-acute and long-term care sectors. The data shown in these figures are based on preliminary data collected for the 2020 NPALS beginning in November 2020 through March 2021. The data collected about adult day services centers’ COVID-19 experiences, as reported by center directors/administrators in the questionnaire, are retrospective beginning from January 2020 through the questionnaire completion date. The latest response date in the preliminary data is March 25, 2021. The results are based on survey responses from 1,399 eligible centers from a census of 5,466 centers and are weighted to be nationally representative. This report excludes physical centers that were permanently closed and no longer serving participants. The data are preliminary, and the results may differ from estimates using the final 2020 NPALS data file. Data represent adult day services centers and not individuals. For more details about the NPALS, visit [https://www.cdc.gov/nchs/npals/about\\_npals.htm](https://www.cdc.gov/nchs/npals/about_npals.htm).

**Suggested citation:** Lendon, JP and Lu, Z. Operating status of adult day services centers due to COVID-19 in 2020 through March 2021: 2020 National Post-Acute and Long-term Care Study. National Center for Health Care Statistics. 2022. Available at: [https://www.cdc.gov/nchs/health\\_policy/responses.htm](https://www.cdc.gov/nchs/health_policy/responses.htm).