

Contents

Introduction	1
Acknowledgements	4
WHO Collaborating Centres for Classification of Diseases	5
Report of the International Conference for the Tenth Revision of the International Classification of Diseases	7
List of three-character categories	26
Tabular list of inclusions and four-character subcategories	
I	Certain infectious and parasitic diseases I-1
II	Neoplasms..... II-1
III	Diseases of the blood and blood-forming organs and certain disorders involving the immune mechanism III-1
IV	Endocrine, nutritional and metabolic diseases IV-1
V	Mental and behavioural disorders..... V-1
VI	Diseases of the nervous system VI-1
VII	Diseases of the eye and adnexa VII-1
VIII	Diseases of the ear and mastoid process..... VIII-1
IX	Diseases of the circulatory system..... IX-1
X	Diseases of the respiratory system..... X-1
XI	Diseases of the digestive system XI-1
XII	Diseases of the skin and subcutaneous tissue..... XII-1
XIII	Diseases of the musculoskeletal system and connective tissue..... XIII-1
XIV	Diseases of the genitourinary system XIV-1
XV	Pregnancy, childbirth and the puerperium..... XV-1
XVI	Certain conditions originating in the perinatal period..... XVI-1
XVII	Congenital malformations, deformations and chromosomal abnormalities..... XVII-1
XVIII	Symptoms, signs and abnormal clinical and laboratory findings not elsewhere classified..... XVIII-1
XIX	Injury, poisoning and certain other consequences of external causes..... XIX-1
XX	External causes of morbidity and mortality..... XX-1

Morphology of neoplasms Morphology-1

Introduction

A classification of diseases may be defined as a system of categories to which morbid entities are assigned according to established criteria. There are many possible axes of classification and the one selected will depend upon the use to be made of the statistics to be compiled. A statistical classification of diseases must encompass the entire range of morbid conditions within a manageable number of categories.

The Tenth Revision of the International Statistical Classification of Diseases and Related Health Problems is the latest in a series that was formalized in 1893 as the Bertillon Classification or International List of Causes of Death. A complete review of the historical background to the classification is given in Part 2a Instruction Manual (NCHS). While the title has been amended to make clearer the content and purpose and to reflect the progressive extension of the scope of the classification beyond diseases and injuries, the familiar abbreviation "ICD" has been retained. In the updated classification, conditions have been grouped in a way that was felt to be most suitable for general epidemiological purposes and the evaluation of health care.

Work on the Tenth Revision of the ICD started in September 1983 when a Preparatory Meeting on ICD-10 was convened in Geneva. The programme of work was guided by regular meetings of Heads of WHO Collaborating Centres for Classification of Diseases. Policy guidance was provided by a number of special meetings including those of the Expert Committee on the International Classification of Disease - Tenth Revision, held in 1984 and 1987.

In addition to the technical contributions provided by many specialist groups and individual experts, a large number of comments and suggestions were received from WHO Member States and Regional Offices as a result of the global circulation of draft proposals for revision in 1984 and 1986. From the comments received, it was clear that many users wished the ICD to encompass types of data other than the "diagnostic information" (in the broadest sense of the term) that it has always covered. In order to accommodate the perceived needs of these users, the concept arose of a "family" of classifications centred on the traditional ICD with its familiar form and structure. The ICD itself would thus meet the requirement for diagnostic information for general purposes, while a variety of other classifications would be used in conjunction with it and would deal either with different approaches to the same information or with different information (notably medical and surgical procedures and disablement).

INTERNATIONAL CLASSIFICATION OF DISEASES

Following suggestions at the time of development of the Ninth Revision of the classification that a different basic structure might better serve the needs of the many and varied users, several alternative models were evaluated. It became clear, however, that the traditional single-variable-axis design of the classification, and other aspects of its structure that gave emphasis to conditions that were frequent, costly or otherwise of public health importance, had withstood the test of time and that many users would be unhappy with any of the models that had been proposed as a possible replacement.

Consequently, as study of the Tenth Revision will show, the traditional ICD structure has been retained but an alphanumeric coding scheme replaces the previous numeric one. This provides a larger coding frame and leaves room for future revision without disruption of the numbering system, as has occurred at previous revisions.

In order to make optimum use of the available space, certain disorders of the immune mechanism are included with diseases of the blood and blood-forming organs (Chapter III). New chapters have been created for diseases of the eye and adnexa and diseases of the ear and mastoid process. The former supplementary classifications of external causes and of factors influencing health status and contact with health services now form part of the main classification.

The dagger and asterisk system of dual classification for certain diagnostic statements, introduced in the Ninth Revision, has been retained and extended, with the asterisk axis being contained in homogeneous categories at the three-character level.

Content of the three volumes of ICD-10

The presentation of the classification has been changed and there are now three volumes:

Volume 1. Tabular List. This contains the report of the International Conference for the Tenth Revision, the classification itself at the three- and four-character levels, the classification of the morphology of neoplasms, special tabulation lists for mortality and morbidity, definitions, and the nomenclature regulations.

Part 2a. Instruction Manual. This brings together the notes on certification and classification formerly included in Volume 1 with a good deal of new background and instructional matter and guidance on the use of Volume 1, on tabulations, and on planning for the use of ICD, which was seen as lacking in earlier revisions. It also includes the historical material formerly presented in the introduction to Volume 1.

Volume 3. Alphabetical Index. This presents the index itself with an introduction and expanded instructions on its use.

* * *

The classification was approved by the International Conference for the Tenth Revision of the International Classification of Diseases in 1989 and adopted by the Forty-third World Health Assembly in the following resolution:

The Forty-third World Health Assembly,

Having considered the report of the International Conference for the Tenth Revision of the International Classification of Diseases;

1. ADOPTS the following, recommended by the Conference:
 - (1) the detailed list of three-character categories and optional four-character subcategories with the Short Tabulation Lists for Mortality and Morbidity, constituting the Tenth Revision of the International Statistical Classification of Diseases and Related Health Problems, due to come into effect on 1 January 1993;
 - (2) the definitions, standards and reporting requirements related to maternal, fetal, perinatal, neonatal and infant mortality;
 - (3) the rules and instructions for underlying cause coding for mortality and main condition coding for morbidity;
2. REQUESTS the Director-General to issue the *Manual of the International Statistical Classification of Diseases and Related Health Problems*;
3. ENDORSES the recommendations of the Conference concerning:
 - (1) the concept and implementation of the family of disease and health-related classifications, with the International Statistical Classification of Diseases and Related Health Problems as the core classification surrounded by a number of related and supplementary classifications and the International Nomenclature of Diseases;
 - (2) the establishment of an updating process within the ten-year revision cycle.

Acknowledgements

The periodic revision of the ICD has, since the Sixth Revision in 1948, been coordinated by the World Health Organization. As the use of the classification has increased, so, understandably, has the desire among its users to contribute to the revision process. The Tenth Revision is the product of a vast amount of international activity, cooperation and compromise. WHO acknowledges with gratitude the contributions of the international and national specialist groups and individuals in numerous many countries.

WHO Collaborating Centres for Classification of Diseases

Nine WHO Collaborating Centres for Classification of Diseases have been established to assist countries with problems encountered in the development and use of health-related classifications and, in particular, in the use of the ICD.

It is important that countries bring to the attention of the respective Centre any significant problems they might encounter in the use of the ICD and especially when a new disease for which the ICD does not provide a suitable classification is encountered frequently. Until now the ICD has not been updated between revisions but it has been proposed that, through the Centres, a mechanism will be introduced to provide suitable codes for new diseases where necessary.

In addition to the official WHO Collaborating Centres, there are a number of national reference centres and individual users should first consult these, or their appropriate national office, when they encounter problems.

There are three Centres for English-language users. Communications should be addressed to the Head, WHO Collaborating Centre for Classification of Diseases at:

Australian Institute of Health
GPO Box 570
Canberra ACT 2601,
Australia

Office of Population and Censuses and Surveys
St. Catherine's House
Kingsway 10
London WC2B 6JP
England

National Center for Health Statistics
3311 Toledo Road
Hyattsville, MD 27703
United States of America

INTERNATIONAL CLASSIFICATION OF DISEASES

The other six centres, each based on an individual language or group of languages, are located in the following institutions:

Peking Union Medical College Hospital
Chinese Academy of Medical Sciences
Beijing 100730
China (for Chinese)

INSERM
44 Chemin de Ronde
F-78110 Le Vésinet
France (for French)

Department of Social Medicine
University Hospital
S-751 85 Uppsala
Sweden (for the Nordic countries)

Faculdade de Saúde Pública/Universidade de São Paulo
Avenida Dr Arnaldo 715,
01246-904 Sao Paulo, SP
Brazil (for Portuguese)

The N.A. Semaško Institute,
U1. Obuha 12
Moscow B-20
Russian Federation Republic (for Russian)

Centro Venezolano de Clasificación de Enfermedades
Edificio Sur, 9º Piso
M.S.A.S.,
Centro Simon Bolivar,
P.O. Box 6653
Caracas
Venezuela (for Spanish)

Report of the International Conference for the Tenth Revision of the International Classification of Diseases

The International Conference for the Tenth Revision of the International Classification of Diseases was convened by the World Health Organization at WHO headquarters in Geneva from 26 September to 2 October 1989. The Conference was attended by delegates from 43 Member States:

Angola	Luxembourg
Australia	Madagascar
Bahamas	Mali
Belgium	Malta
Brazil	Mozambique
Bulgaria	Netherlands
Burundi	Niger
Canada	Portugal
China	Republic of Korea
Cuba	Senegal
Cyprus	Singapore
Denmark	Spain
Finland	Sweden
France	Switzerland
German Democratic Republic	Thailand
Germany, Federal Republic of	Uganda
Hungary	Union of Soviet Socialist Republics
India	United Arab Emirates
Indonesia	United Kingdom of Great Britain and Northern Ireland
Israel	United States of America
Japan	Venezuela
Kuwait	

The United Nations, the International Labour Organisation and the WHO Regional Offices sent representatives to participate in the Conference, as did the Council for International Organizations of Medical Sciences, and twelve other nongovernmental organizations concerned with cancer registration, the deaf, epidemiology, family medicine, gynaecology and obstetrics, hypertension, health records, preventive and social medicine, neurology, psychiatry, rehabilitation and sexually transmitted diseases.

INTERNATIONAL CLASSIFICATION OF DISEASES

The Conference was opened by Dr J.-P. Jardel, Assistant Director-General, on behalf of the Director-General. Dr Jardel spoke of the extensive consultations and preparatory work that had gone into the revision proposals and had necessitated a longer than usual interval between revisions. He noted that the Tenth Revision would have a new title, *International Statistical Classification of Diseases and Related Health Problems*, to emphasize its statistical purpose and reflect the widening of its scope. The convenient abbreviation ICD would, however, be retained. He also mentioned the new alphanumeric coding scheme, which had made it possible to provide a better balance between the content of the chapters and to leave room for future additions and changes, as well as the intention to produce an ICD manual of three-character categories with an alphabetical index for use where the more complex detailed four-character version would be inappropriate.

The Conference elected the following officers:

Dr R.H.C. Wells, Australia (*Chairman*)
Dr H. Bay-Nielsen, Denmark (*Vice-Chairman*)
Dr R. Braun, German Democratic Republic (*Vice-Chairman*)
Mr R.A. Israel, United States of America (*Vice-Chairman*)
Dr R. Laurenti, Brazil (*Vice-Chairman*)
Dr P. Maguin, France (*Rapporteur*)
Ms E. Taylor, Canada (*Rapporteur*)

The secretariat of the Conference was as follows:

Dr J.-P. Jardel, Assistant Director-General, WHO, Geneva, Switzerland
Dr H.R. Hapsara, Director, Division of Epidemiological Surveillance and Health Situation and Trend Assessment, WHO, Geneva, Switzerland
Dr J.-C. Alary, Chief Medical Officer, Development of Epidemiological and Health Statistical Services, WHO, Geneva, Switzerland
Dr G.R. Brämer, Medical Officer, Development of Epidemiological and Health Statistical Services, WHO, Geneva, Switzerland (*Secretary*)
Mr A. L'Hours, Technical Officer, Development of Epidemiological and Health Statistical Services, WHO, Geneva, Switzerland
Professor W. Jänisch, German Democratic Republic (*Temporary Adviser*)
Mr T. Kruse, Denmark (*Temporary Adviser*)
Dr K. Kupka, France (*Temporary Adviser*)
Dr J. Leowski, Poland (*Temporary Adviser*)
Ms R.M. Loy, United Kingdom of Great Britain and Northern Ireland (*Temporary Adviser*)
Mr R.H. Seeman, United States of America (*Temporary Adviser*)

REPORT OF THE INTERNATIONAL CONFERENCE

The secretariat of the Conference was assisted by representatives of other relevant technical units of WHO headquarters.

The Conference adopted an agenda dealing with the proposed content of the chapters of the Tenth Revision, and material to be incorporated in the published manual; the process for its introduction; and the family of classifications and related matters.

1. History and development of uses of the International Classification of Diseases (ICD)

The Conference was reminded of the impressive history of a statistical classification which dated back to the eighteenth century. While early revisions of the classification had been concerned only with causes of death, its scope had been extended at the Sixth Revision in 1948 to include non-fatal diseases. This extension had continued through the Ninth Revision, with certain innovations being made to meet the statistical needs of widely differing organizations. In addition, at the International Conference for the Ninth Revision (Geneva, 1975) (1), recommendations had been made and approved for the publication for trial purposes of supplementary classifications of procedures in medicine and of impairments, disabilities, and handicaps.

2. Review of activities in the preparation of proposals for the Tenth Revision of the ICD

The proposals before the Conference were the product of a vast amount of activity at WHO headquarters and around the world. The programme of work had been guided by regular meetings of the heads of WHO Collaborating Centres for Classification of Diseases. Policy guidance had been provided by a number of special meetings and by the Expert Committee on the International Classification of Diseases - Tenth Revision, which met in 1984 (2) and 1987 (3) to make decisions on the direction the work should take and the form of the final proposals.

Extensive preparatory activity had been devoted to a radical review of the suitability of the structure of the ICD, essentially a statistical classification of diseases and other health problems, to serve a wide variety of needs for mortality and health-care data. Ways of stabilizing the coding system to minimize disruption at successive revisions had been investigated, as had the possibility of providing a better balance between the content of the different chapters of the ICD.

INTERNATIONAL CLASSIFICATION OF DISEASES

Even with a new structure, it was plain that one classification could not cope with the extremes of the requirements. The concept had therefore been developed of a "family" of classifications, with the main ICD as the core, covering the centre ground of needs for traditional mortality and morbidity statistics, while needs for more detailed, less detailed or different classifications and associated matters would be dealt with by other members of the family.

Several alternative models for the structure of the ICD had been investigated by the Collaborating Centres, but it had been found that each had unsatisfactory features and none had sufficient advantages over the existing structure to justify replacing it. Special meetings held to evaluate the Ninth Revision had confirmed that, although some potential users found the existing structure of the ICD unsuitable, there was a large body of satisfied users who considered it had many inherent strengths, whatever its apparent inconsistencies, and wished it to continue in its existing form.

Various schemes involving alphanumeric notation had been examined with a view to producing a coding frame that would give a better balance to the chapters and allow sufficient space for future additions and changes without disrupting the codes.

Decisions made on these matters had paved the way for the preparation of successive drafts of chapter proposals for the Tenth Revision. These had twice been circulated to Member States for comment as well as being reviewed by other interested bodies, meetings of Centre Heads, and the Expert Committee. A large number of international professional specialist associations, individual specialists and experts, other WHO headquarters units and regional offices had given advice and guidance to the WHO unit responsible for the ICD and to the Collaborating Centres on the preparation of the proposals and the associated material placed before the Conference. WHO gratefully acknowledged this assistance.

3. General characteristics and content of the proposed Tenth Revision of the ICD

The main innovation in the proposals for the Tenth Revision was the use of an alphanumeric coding scheme of one letter followed by three numbers at the four-character level. This had the effect of more than doubling the size of the coding frame in comparison with the Ninth Revision and enabled the vast majority of chapters to be assigned a unique letter or group of letters, each capable of providing 100 three-character categories. Of the 26 available letters, 25 had been used, the letter U being left vacant for future additions and changes and for possible interim classifications to solve difficulties arising at the national and international level between revisions.

REPORT OF THE INTERNATIONAL CONFERENCE

As a matter of policy, some three-character categories had been left vacant for future expansion and revision, the number varying according to the chapters: those with a primarily anatomical axis of classification had fewer vacant categories as it was considered that future changes in their content would be more limited in nature.

The Ninth Revision contained 17 chapters plus two supplementary classifications: the Supplementary Classification of External Causes of Injury and Poisoning (the E code) and the Supplementary Classification of Factors Influencing Health Status and Contact with Health Services (the V code). As recommended by the Preparatory Meeting on the Tenth Revision (Geneva, 1983) (4) and endorsed by subsequent meetings, these two chapters were no longer considered to be supplementary but were included as a part of the core classification.

The order of entry of chapters in the proposals for the Tenth Revision had originally been the same as in the Ninth Revision; however, to make effective use of the available space, disorders of the immune mechanism were later included with diseases of the blood and blood-forming organs, whereas in the Ninth Revision they had been included with endocrine, nutritional and metabolic diseases. The new chapter on "Diseases of the blood and blood-forming organs and certain disorders involving the immune mechanism" now followed the "Neoplasms" chapter, with which it shared the letter D.

During the elaboration of early drafts of the chapter on "Diseases of the nervous system and sense organs", it had soon become clear that it would not be possible to accommodate all the required detail under one letter in 100 three-character categories. It had been decided, therefore, to create three separate chapters - "Diseases of the nervous system" having the letter G, and the two chapters on "Diseases of the eye and adnexa" and on "Diseases of the ear and mastoid process" sharing the letter H.

Also, the chapters on "Diseases of the genitourinary system", on "Pregnancy, childbirth and the puerperium", on "Certain conditions originating in the perinatal period, and on "Congenital malformations, deformations and chromosomal abnormalities" had been brought together as contiguous chapters XIV to XVII.

With the inclusion of the former supplementary classifications as part of the core classification and the creation of two new chapters, the total number of chapters in the proposal for the Tenth Revision had become 21. The titles of some chapters had been amended to give a better indication of their content.

INTERNATIONAL CLASSIFICATION OF DISEASES

Where radical changes to the ICD had been proposed, field-testing had been appropriate. This had been the case for the following chapters:

- V. Mental and behavioural disorders
- XIX. Injury, poisoning and certain other consequences of external causes
- XX. External causes of morbidity and mortality

Chapter II, "Neoplasms", had also been subject to some field-testing, although the changes in its content had been of a minor nature.

Some new features of the proposals for the Tenth Revision were as follows:

- The exclusion notes at the beginning of each chapter had been expanded to explain the relative hierarchy of chapters, and to make it clear that the "special group" chapters had priority of assignment over the organ or system chapters and that, among the special group chapters, those on "Pregnancy, childbirth and the puerperium" and on "Certain conditions originating in the perinatal period" had priority over the others.
- Also, at the beginning of each chapter an overview was given of the blocks of three-character categories and, where relevant, the asterisk categories; this had been done to clarify the structure of the chapters and to facilitate the use of the asterisk categories.
- The notes in the tabular list applied to all uses of the classification; if a note was appropriate only to morbidity or only to mortality, it was included in the special notes accompanying either the morbidity coding rules or the mortality coding rules.
- The Ninth Revision had identified a certain number of conditions as being drug-induced; this approach had been continued in drawing up the proposals for the Tenth Revision and many such conditions were now separately identified.

An important innovation was the creation towards the end of certain chapters of categories for postprocedural disorders. These identified important conditions that constituted a medical care problem in their own right and included such examples as endocrine and metabolic diseases following ablation of an organ and other specific conditions such as postgastrectomy dumping syndrome. Postprocedural conditions that were not specific to a particular body system, including immediate complications such as air embolism and postoperative shock, continued to be classified in the chapter on "Injury, poisoning and certain other consequences of external causes".

Another change was that in the Ninth Revision, the four-digit titles had often had to be read in conjunction with the three-digit titles to ascertain the full meaning and intent of the subcategory, whereas in the draft presented to the Conference the titles were almost invariably complete and could stand alone.

REPORT OF THE INTERNATIONAL CONFERENCE

The dual classification scheme for etiology and manifestation, known as the dagger and asterisk system, introduced in the Ninth Revision, had been the subject of a certain amount of criticism. This related mainly to the fact that the classification frequently contained a mixture of manifestation and other information at the three- and four-digit levels, with the same diagnostic labels sometimes appearing under both axes. Also, many considered the system to be insufficiently comprehensive. To overcome these problems, in the draft for the Tenth Revision, the asterisk information was contained in 82 homogeneous three-character categories for optional use. This approach enabled those diagnostic statements containing information about both a generalized underlying disease process and a manifestation or complication in a particular organ or site to receive two codes, allowing retrieval or tabulation according to either axis.

These characteristics of the proposed Tenth Revision were accepted by the Conference.

Each of the chapters was introduced to the Conference with a presentation on changes introduced since the Ninth Revision and some background information about certain innovations. Some issues related to changes in chapter structure and content were discussed by the Conference and agreement reached on follow-up and modification by the secretariat.

4. Standards and definitions related to maternal and child health

The Conference considered with interest the recommended definitions, standards and reporting requirements for the Tenth Revision with regard to maternal mortality and to fetal, perinatal, neonatal and infant mortality. These recommendations were the outcome of a series of special meetings and consultations and were directed towards improving the comparability of data.

The Conference agreed that it was desirable to retain the definitions of live birth and fetal death as they appeared in the Ninth Revision.

After some discussion, the Conference set up a working party on the subject of maternal mortality and, on the basis of its recommendations, also agreed to retain the definition of maternal death as it appeared in the Ninth Revision.

In order to improve the quality of maternal mortality data and provide alternative methods of collecting data on deaths during pregnancy or related to it, as well as to encourage the recording of deaths from obstetric causes occurring more than 42 days following termination of pregnancy, two additional definitions, for "pregnancy-related deaths" and "late maternal deaths", were formulated by the working party.

INTERNATIONAL CLASSIFICATION OF DISEASES

The Conference

RECOMMENDED that countries consider the inclusion on death certificates of questions regarding current pregnancy and pregnancy within one year preceding death.

The Conference agreed that, since the number of live births was more universally available than the number of total births (live births plus fetal deaths), it should be used as the denominator in the ratios related to maternal mortality [as contained in Part 2a Instruction Manual (NCHS)].

With respect to perinatal, neonatal and infant mortality, it was strongly advised that published rates based on birth cohorts should be so identified and differentiated.

The Conference confirmed the practice of expressing age in completed units of time and thus designating the first day of life as day zero.

The Conference

RECOMMENDED the inclusion, in the manual of the Tenth Revision of the ICD, of definitions, standards and reporting requirements related to maternal mortality and to fetal, perinatal, neonatal and infant mortality.

5. Coding and selection rules and tabulation lists

5.1 Coding and selection rules for mortality

The Conference was informed about a process for review of the selection and modification rules for underlying cause of death and the associated notes, as they appeared in the Ninth Revision, which had resulted in several recommended changes in the rules and extensive changes to the notes.

The Conference

RECOMMENDED that the rules for selection of cause of death for primary mortality tabulation, as they appear in the Ninth Revision, be replaced in the Tenth Revision [by those contained in Part 2a Instruction Manual (NCHS)].

REPORT OF THE INTERNATIONAL CONFERENCE

The Conference was further informed that additional notes for use in underlying cause coding and the interpretation of entries of causes of death had been drafted and were being reviewed. As these notes were intended to improve consistency in coding, the Conference agreed that they would also be incorporated in the Tenth Revision.

The Conference noted the continued use of multiple-condition coding and analysis in relation to causes of death. It expressed encouragement for such activities, but did not recommend that the Tenth Revision should contain any particular rules or methods of analysis to be followed.

In considering the international form of medical certificate of cause of death, the Expert Committee had recognized that the situation of an aging population with a greater proportion of deaths involving multiple disease processes, and the effects of associated therapeutic interventions, tended to increase the number of possible statements between the underlying cause and the direct cause of death: this meant that an increasing number of conditions were being entered on death certificates in many countries. This led the Committee to recommend the inclusion of an additional line (d) in Part I of the certificate.

The Conference therefore

RECOMMENDED that, where a need has been identified, countries consider the possibility of including an additional line (d) in Part I of the medical certificate of cause of death.

5.2 Coding and selection rules for morbidity

For the first time, the Ninth Revision contained guidance on recording and coding for morbidity and specifically for the selection of a single condition for presentation of morbidity statistics. Experience gained in the use of the definitions and rules in the Ninth Revision had proved their usefulness and generated requests for their clarification, for further elaboration regarding the recording of diagnostic information by health care practitioners, and for more guidance on dealing with specific problem situations.

The Conference endorsed the recommendations of the 1975 Revision Conference about the condition to be selected for single-condition analysis of episodes of health care, and its view that, where practicable, multiple-condition coding and analysis should be undertaken to supplement routine statistics. It stressed that the Tenth Revision should make it clear that much of the guidance was applicable only when the tabulation of a "main condition" for an episode was appropriate and when the concept of an "episode" per se was relevant to the way in which data collection was organized.

INTERNATIONAL CLASSIFICATION OF DISEASES

The Conference accordingly

RECOMMENDED that additional guidance on the recording and coding of morbidity should be included in the Tenth Revision, and that the definitions of "main condition" and "other conditions" should be incorporated, together with the modified rules for dealing with obviously incorrectly reported "main condition". [These are included in Part 2a Instruction Manual (NCHS).]

The Conference also

RECOMMENDED that where the "main condition" is subject to the dual classification system provided in the ICD, both the dagger and asterisk codes should be recorded, to permit alternative tabulation by either.

The Conference agreed that extensive notes and examples should be added to provide further assistance.

5.3 Lists for tabulation of mortality and morbidity

The Conference was informed about difficulties that had arisen in the use of the Basic Tabulation List based on the Ninth Revision and about the activities that had been undertaken, particularly by WHO, to develop new lists for the tabulation and publication of mortality data. In this process it had become apparent that, in many countries, mortality up to the age of five was a more robust indicator than infant mortality, and that it would therefore be preferable to have a list that included infant deaths and deaths of children up to the age of five years, rather than a list for infants only.

Two versions of the general mortality list and of the infant and child mortality list had been prepared for consideration by the Conference, with the second version including chapter titles and residual items for chapters as necessary.

As some concerns were expressed regarding the mortality lists as presented, a small working party was convened to consider the possible inclusion of some additional items. The report of the working party was accepted by the Conference.

On the topic of lists for the tabulation of morbidity, the Conference reviewed both a proposed tabulation list and a model publication list based on chapter titles, with selected items included as examples under each title. Considerable concern was expressed about the applicability of such lists to all morbidity in the broadest sense. There was general agreement that the lists as presented were probably more suited to inpatient morbidity, and it was felt that further efforts

should be made to develop lists suitable for other morbidity applications and also that both mortality and morbidity tabulation lists should be accompanied in the Tenth Revision by appropriate explanations and instructions on their use.

In the light of the concerns raised in the Conference and the conclusions of the working party, the Conference agreed that the tabulation and publication lists should appear in the Tenth Revision, while an effort should be made to establish clearer, more descriptive titles for these lists. It was also agreed that, to facilitate the alternative tabulation of asterisk categories, a second version of the morbidity tabulation list should be developed, which included the asterisk categories.

6. Family of classifications

6.1 Concept of the family of classifications

During the preparation of the Ninth Revision it had already been realized that the ICD alone could not cover all the information required and that only a "family" of disease and health-related classifications would meet the different requirements in public health. Since the late 1970s, therefore, various possible solutions had been envisaged, one of which called for a core classification (ICD) with a series of modules, some hierarchically related and others of a supplementary nature.

After studies and discussions in cooperation with the various Collaborating Centres, a concept of a family of classifications had been elaborated and subsequently revised by the Expert Committee in 1987, which had recommended the scheme shown opposite.

The Conference

RECOMMENDED that the concept of the family of disease and health-related classifications should be followed up by WHO.

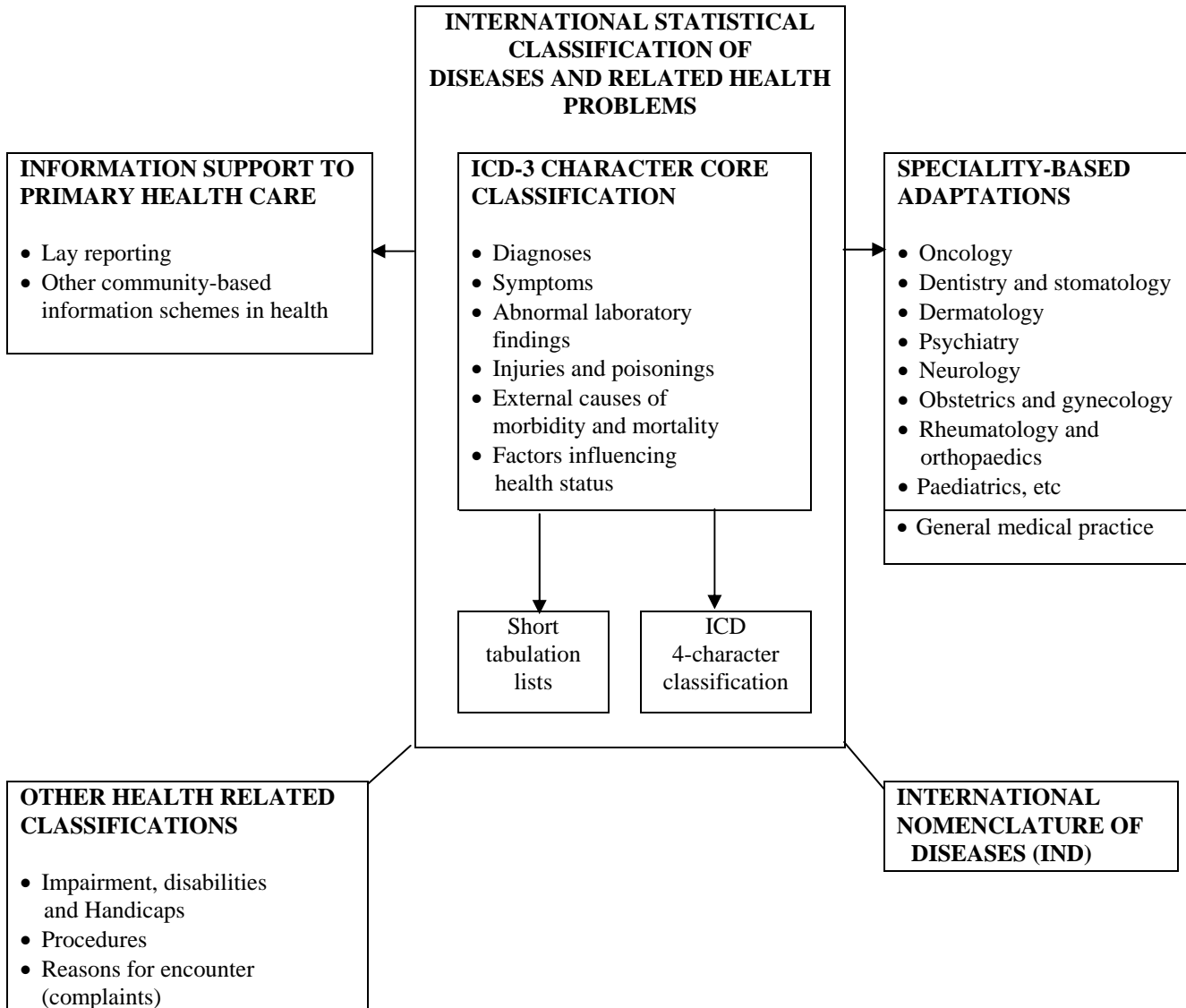
In order to maintain the integrity of the ICD itself and this family concept, the Conference

RECOMMENDED that, in the interests of international comparability, no changes should be made to the content (as indicated by the titles) of the three-character categories and four-character sub-categories of the Tenth Revision in the preparation of translations or adaptations, except as authorized by WHO. The Secretariat of WHO is responsible for the ICD and acts as central clearing-house for any publication (except national statistical publications) or translation to be derived from it. WHO should be promptly notified

INTERNATIONAL CLASSIFICATION OF DISEASES

about the intention to produce translations and adaptations or other ICD-related classifications.

Family of disease and health-related classifications



The Conference viewed with interest a presentation of the use and linkage of different members of the ICD family in the medicosocial and multidimensional assessment of the elderly in relation not only to health but also to activities of daily living as well as the social and physical environment. It was demonstrated that effective information could be obtained through use of the ICD and the International Classification of Impairments, Disabilities, and Handicaps (ICIDH), and especially through use of the codes from the proposed Chapter XXI of the Tenth Revision.

6.2 Specialty-based adaptations

The Conference was informed about plans for the development of adaptations of the Tenth Revision in the mental health programme area. Clinical guidelines would accompany a version intended for use by clinicians working in the field of psychiatry; research criteria would be proposed for use in investigations of mental health problems; and multi-axial presentations for use in dealing with childhood disorders and for the classification of adult problems would be developed as well as a version for use by general practitioners. Compilations of ICD codes relevant to psychiatry and to neurology would also be produced along the lines of previous publications on this subject.

The Conference also heard about the methods used to ensure that the basic structure and function of the ICD were preserved in the initial development of the application for medical specialists in dentistry and stomatology (ICD-DA) and was informed that a new revision of the ICD-DA linked to the Tenth Revision was in the final stages of preparation.

A presentation was given on the International Classification of Diseases for Oncology (ICD-O), Second Edition, a multi-axial classification including both the topography and morphology of neoplasms. The morphology codes of the ICD-O, which had evolved over a long period of time, had been revised and extensively field-tested. The topography codes of the second edition would be based on categories C00-C80 in the Tenth Revision and publication would, therefore, await World Health Assembly approval of the Tenth Revision.

There was agreement on the value of an adaptation in the area of general medical practice and the Conference was informed about the willingness of groups working in this area to collaborate with WHO. In respect of other specialty-based adaptations, which were likely to become more numerous, the recommended role of WHO as a clearing-house was considered to be extremely important.

6.3 Information support to primary health care

In accordance with the recommendations of the 1975 Revision Conference, a working group had been convened by the WHO Regional Office for South-East Asia in Delhi in 1976. It had drawn up a detailed list of symptom associations, and from this, two short lists were derived, one for causes of death and one for reasons for contact with health services. Field trials of this system had been carried out in countries of the Region and the results used to revise the list of symptom associations and the reporting forms. This revised version had been published by WHO in 1978 in the booklet *Lay reporting of health information* (5).

The Global Strategy for Health for All by the Year 2000, launched in 1978, had raised a number of challenges for the development of information systems in Member States. At the International Conference on Health Statistics for the Year 2000 (Bellagio, Italy, 1982) (6), the integration of "lay reporting" information with other information generated and used for health management purposes had been identified as a major problem inhibiting the wider implementation of lay reporting schemes. The Consultation on Primary Care Classifications (Geneva, 1985) (7) had stressed the need for an approach that could unify information support, health service management and community services through information based on lay reporting in the expanded sense of community-based information.

The Conference was informed about the experience of countries in developing and applying community-based health information that covered health problems and needs, related risk factors and resources. It supported the concept of developing non-conventional methods at the community level as a method of filling information gaps in individual countries and strengthening their information systems. It was stressed that, for both developed and developing countries, such methods or systems should be developed locally and that, because of factors such as morbidity patterns as well as language and cultural variations, transfer to other areas or countries should not be attempted.

6.4 Impairments, disabilities and handicaps

The International Classification of Impairments, Disabilities, and Handicaps (ICIDH) (8) had been published by WHO in English in 1980 for trial purposes, in accordance with the recommendations of the 1975 Revision Conference and resolution WHA29.35 (9) of the 1976 World Health Assembly. Since that time, research and development on the classification had followed a number of paths.

INTERNATIONAL CLASSIFICATION OF DISEASES

The major definitions of the three elements - impairment, disability and handicap - had undoubtedly been instrumental in changing attitudes to disablement. The definition of impairment, an area where there was considerable overlap with the terms included in the ICD, had been widely accepted. The definition of disability broadly matched the field of action of rehabilitation professionals and groups, although there was felt to be a need for more attention in the associated code to the gradation of severity, which was often a predictor of handicap. There had also been increasing requests to revise the definition of handicap so as to put more emphasis on the effect of interaction with the environment.

The rapid evolution of ideas and practices in the management of disablement had ruled out the production of a revised ICIDH in time to be submitted to the Conference. It was stated that the publication of a new version was unlikely before implementation of the Tenth Revision.

6.5 Procedures in medicine

The International Classification of Procedures in Medicine (ICPM) (10) had been published by WHO in 1978 for trial purposes, in accordance with the recommendations of the 1975 Revision Conference and resolution WHA29.35 (9) of the 1976 World Health Assembly. The classification had been adopted by a few countries and was used as a basis for national classifications of surgical operations by a number of other countries.

The Heads of WHO Collaborating Centres for Classification of Diseases had recognized that the process of drafting proposals, obtaining comments, redrafting and soliciting further comments, which WHO necessarily had to go through before finalization and publication, was inappropriate in such a rapidly advancing field as that of procedures. The Centre Heads had therefore recommended that there should be no revision of the ICPM in conjunction with the Tenth Revision of ICD.

In 1987 the Expert Committee had asked that WHO consider updating for the Tenth Revision at least the outline of Chapter 5, "Surgical procedures", of the trial ICPM. In response to this request and the needs expressed by a number of countries, an attempt had been made by the Secretariat to prepare a tabulation list for procedures.

This list had been presented to the Centre Heads at their 1989 meeting and it had been agreed that it could serve as a guide for national presentation or publication of statistics on surgical procedures and could also facilitate intercountry comparisons. The aim of the list was to identify procedures and groups of procedures and define them as a basis for the development of national classifications, thereby improving the comparability of such classifications.

REPORT OF THE INTERNATIONAL CONFERENCE

The Conference agreed that such a list was of value and that work should continue on its development, even though any publication would follow the implementation of the Tenth Revision.

6.6 International Nomenclature of Diseases

Since 1970 the Council for International Organizations of Medical Sciences (CIOMS) had been involved in the preparation of an International Nomenclature of Diseases (IND) which would serve as a complement to the ICD.

The main purpose of the IND was to provide a single recommended name for every disease entity. The main criteria for selection of that name were that it should be specific, unambiguous, as self-descriptive and simple as possible, and based on cause wherever feasible. Each disease or syndrome for which a name was recommended was defined as unambiguously, and yet briefly, as possible. A list of synonyms was appended to each definition.

At the time of the Conference, volumes had been published on diseases of the lower respiratory tract, infectious diseases (viral, bacterial and parasitic diseases and mycoses) and cardiac and vascular diseases, and work was under way on volumes for the digestive system, female genital system, urinary and male genital system, metabolic and endocrine diseases, blood and blood-forming organs, immunological system, musculoskeletal system and nervous system. Subjects proposed for future volumes included psychiatric diseases, as well as diseases of the skin, ear, nose and throat, and eye and adnexa.

The Conference recognized that an authoritative, up-to-date and international nomenclature of diseases was important in developing the ICD and improving the comparability of health information. The Conference therefore

RECOMMENDED that WHO and CIOMS be encouraged to explore cost-efficient ways to achieve the timely completion and maintenance of such a nomenclature.

7. Implementation of the Tenth Revision of the ICD

The Conference was informed of WHO's intention to publish the detailed four-character version of the Tenth Revision in three volumes: one containing the Tabular List, a second containing all related definitions, standards, rules and instructions, and a third containing the Alphabetical Index.

The Conference was further informed that a three-character version of the Tenth Revision would be published as a single volume which would contain, in the Tabular List, all inclusion and exclusion notes. It would also contain all related definitions, standards, rules and instructions and a shortened Alphabetical Index.

Member States intending to produce national language versions of the Tenth Revision should notify WHO of their intentions. Copies of the drafts of the ICD at the three- and four-character levels would be made available from WHO both in printed form and on electronic media.

With respect to the physical appearance of the pages and type formats for both the Tabular List and the Alphabetical Index, the Conference was assured that recommendations from the Centre Heads and complaints from coders would be considered, and every attempt made to improve those aspects as compared with the Ninth Revision.

As with the Ninth Revision, it was intended to develop materials for the reorientation of trained coders, with the help of the Collaborating Centres. The actual training courses would be the responsibility of the WHO regional offices and individual countries. They would be carried out from late 1991 to the end of 1992, to finish before the implementation of the Tenth Revision.

Materials for the basic training of new users of the ICD would also be developed by WHO; it was not, however, planned to begin courses before 1993.

As noted above, WHO would be prepared to provide the Tenth Revision (both the Tabular List and the Alphabetical Index) on electronic media. In future, with the assistance of the Collaborating Centres, other software might also be made available. A key for conversion from the Ninth to the Tenth Revision, and the reverse, should be available before the implementation of the Tenth Revision.

As the development activities that had been endorsed by the Expert Committee were on schedule, the Conference

RECOMMENDED that the Tenth Revision of the International Classification of Diseases should come into effect as from 1 January 1993.

8. Future revision of the ICD

The Conference discussed the difficulties experienced during the extended period of use of the Ninth Revision, related to the emergence of new diseases and the lack of an updating mechanism to accommodate them.

Various suggestions for mechanisms to overcome these difficulties and avoid similar problems with respect to the Tenth Revision were discussed. There was a clear feeling that there was a need for ongoing information exchange to standardize the use of the Tenth Revision between countries, but that any changes introduced during its "lifetime" should be considered very carefully in relation to their impact on analyses and trends. There was discussion on the type of forum in which such changes and the potential for use of the vacant letter "U" in new or temporary code assignments could be discussed. It was agreed that it would not be feasible to hold revision conferences more frequently than every 10 years.

On the basis of the needs expressed, and the fact that it would be inappropriate to attempt to determine or define the exact process to be used, the Conference

RECOMMENDED that the next International Revision Conference should take place in ten years' time, and that WHO should endorse the concept of an updating process between revisions and give consideration as to how an effective updating mechanism could be put in place.

9. Adoption of the Tenth Revision of the ICD

The Conference made the following recommendation:

Having considered the proposals prepared by the Organization on the basis of the recommendations of the Expert Committee on the International Classification of Diseases - Tenth Revision,

Recognizing the need for a few further minor modifications to reflect the comments on points of detail submitted by Member States during the Conference,

RECOMMENDED that the proposed revised chapters, with their three-character categories and four-character subcategories and the Short Tabulation Lists for Morbidity and Mortality, constitute the Tenth Revision of the International Statistical Classification of Diseases and Related Health Problems.

References

1. *International Classification of Diseases, 1975 Revision*, Volume 1. Geneva, World Health Organization, 1977, pp. xiii-xxiv.
2. *Report of the Expert Committee on the International Classification of Diseases-10th Revision: First Meeting*. Geneva, World Health Organization, 1984 (unpublished document DES/EC/ICD-10/84.34).
3. *Report of the Expert Committee on the International Classification of Diseases-10th Revision: Second Meeting*. Geneva, World Health Organization. 1987 (unpublished document WHO/DES/EC/ICD-10/87.38).
4. *Report of the Preparatory Meeting on ICD-10*. Geneva, World Health Organization, 1983 (unpublished document DES/ICD-10/83.19).
5. *Lay reporting of health information*. Geneva, World Health Organization, 1978.
6. *International Conference on Health Statistics for the Year 2000*. Budapest, Statistical Publishing House, 1984.
7. *Report of the Consultation on Primary Care Classifications*. Geneva, World Health Organization, 1985 (unpublished document DES/PHC/85.7).
8. *International Classification of Impairments, Disabilities, and Handicaps*. Geneva, World Health Organization, 1980.
9. *WHO Official Records*, No. 233, 1976, p. 18.
10. *International Classification of Procedures in Medicine*. Geneva, World Health Organization, 1978.

**LIST OF
THREE-CHARACTER
CATEGORIES**

INTERNATIONAL CLASSIFICATION OF DISEASES

Chapter I

Certain infectious and parasitic diseases (A00-B99)

Intestinal infectious diseases (A00-A09)

- A00 Cholera
- A01 Typhoid and paratyphoid fevers
- A02 Other salmonella infections
- A03 Shigellosis
- A04 Other bacterial intestinal infections
- A05 Other bacterial foodborne intoxications
- A06 Amoebiasis
- A07 Other protozoal intestinal diseases
- A08 Viral and other specified intestinal infections
- A09 Other gastroenteritis and colitis of infectious and unspecified origin

Tuberculosis (A15-A19)

- A15 Respiratory tuberculosis, bacteriologically and histologically confirmed
- A16 Respiratory tuberculosis, not confirmed bacteriologically or histologically
- A17† Tuberculosis of nervous system
- A18 Tuberculosis of other organs
- A19 Miliary tuberculosis

Certain zoonotic bacterial diseases (A20-A28)

- A20 Plague
- A21 Tularaemia
- A22 Anthrax
- A23 Brucellosis
- A24 Glanders and melioidosis
- A25 Rat-bite fevers
- A26 Erysipeloid
- A27 Leptospirosis
- A28 Other zoonotic bacterial diseases, not elsewhere classified

Other bacterial diseases (A30-A49)

- A30 Leprosy [Hansen's disease]
- A31 Infection due to other mycobacteria
- A32 Listeriosis
- A33 Tetanus neonatorum
- A34 Obstetrical tetanus
- A35 Other tetanus

THREE-CHARACTER CATEGORIES

- A36 Diphtheria
- A37 Whooping cough
- A38 Scarlet fever
- A39 Meningococcal infection
- A40 Streptococcal septicaemia
- A41 Other septicaemia
- A42 Actinomycosis
- A43 Nocardiosis
- A44 Bartonellosis
- A46 Erysipelas
- A48 Other bacterial diseases, not elsewhere classified
- A49 Bacterial infection of unspecified site

Infections with a predominantly sexual mode of transmission (A50-A64)

- A50 Congenital syphilis
- A51 Early syphilis
- A52 Late syphilis
- A53 Other and unspecified syphilis
- A54 Gonococcal infection
- A55 Chlamydial lymphogranuloma (venereum)
- A56 Other sexually transmitted chlamydial diseases
- A57 Chancroid
- A58 Granuloma inguinale
- A59 Trichomoniasis
- A60 Anogenital herpesviral [herpes simplex] infections
- A63 Other predominantly sexually transmitted diseases, not elsewhere classified
- A64 Unspecified sexually transmitted disease

Other spirochaetal diseases (A65-A69)

- A65 Nonvenereal syphilis
- A66 Yaws
- A67 Pinta [carate]
- A68 Relapsing fevers
- A69 Other spirochaetal infections

Other diseases caused by chlamydiae (A70-A74)

- A70 *Chlamydia psittaci* infection
- A71 Trachoma
- A74 Other diseases caused by chlamydiae

INTERNATIONAL CLASSIFICATION OF DISEASES

Rickettsioses (A75-A79)

- A75 Typhus fever
- A77 Spotted fever [tick-borne rickettsioses]
- A78 Q fever
- A79 Other rickettsioses

Viral infections of the central nervous system (A80-A89)

- A80 Acute poliomyelitis
- A81 Atypical virus infections of central nervous system
- A82 Rabies
- A83 Mosquito-borne viral encephalitis
- A84 Tick-borne viral encephalitis
- A85 Other viral encephalitis, not elsewhere classified
- A86 Unspecified viral encephalitis
- A87 Viral meningitis
- A88 Other viral infections of the central nervous system, not elsewhere classified
- A89 Unspecified viral infection of the central nervous system

Arthropod-borne viral fevers and viral haemorrhagic fevers (A90-A99)

- A90 Dengue fever [classical dengue]
- A91 Dengue haemorrhagic fever
- A92 Other mosquito-borne viral fevers
- A93 Other arthropod-borne viral fevers, not elsewhere classified
- A94 Unspecified arthropod-borne viral fever
- A95 Yellow fever
- A96 Arenaviral haemorrhagic fever
- A98 Other viral haemorrhagic fevers, not elsewhere classified
- A99 Unspecified viral haemorrhagic fever

Viral infections characterized by skin and mucous membrane lesions (B00-B09)

- B00 Herpesviral [herpes simplex] infections
- B01 Varicella [chickenpox]
- B02 Zoster [herpes zoster]
- B03 Smallpox
- B04 Monkeypox
- B05 Measles
- B06 Rubella [German measles]
- B07 Viral warts
- B08 Other viral infections characterized by skin and mucous membrane lesions, not elsewhere classified
- B09 Unspecified viral infection characterized by skin and mucous membrane lesions

THREE-CHARACTER CATEGORIES

Viral hepatitis (B15-B19)

- B15 Acute hepatitis A
- B16 Acute hepatitis B
- B17 Other acute viral hepatitis
- B18 Chronic viral hepatitis
- B19 Unspecified viral hepatitis

Human immunodeficiency virus [HIV] disease (B20-B24)

- B20 Human immunodeficiency virus [HIV] disease with infectious and parasitic diseases
- B21 Human immunodeficiency virus [HIV] disease with malignant neoplasms
- B22 Human immunodeficiency virus [HIV] disease with other specified diseases
- B23 Human immunodeficiency virus [HIV] disease with other conditions
- B24 Unspecified human immunodeficiency virus [HIV] disease

Other viral diseases (B25-B34)

- B25 Cytomegaloviral disease
- B26 Mumps
- B27 Infectious mononucleosis
- B30 Viral conjunctivitis
- B33 Other viral diseases, not elsewhere classified
- B34 Viral infection of unspecified site

Mycoses (B35-B49)

- B35 Dermatophytosis
- B36 Other superficial mycoses
- B37 Candidiasis
- B38 Coccidioidomycosis
- B39 Histoplasmosis
- B40 Blastomycosis
- B41 Paracoccidioidomycosis
- B42 Sporotrichosis
- B43 Chromomycosis and phaeomycotic abscess
- B44 Aspergillosis
- B45 Cryptococcosis
- B46 Zygomycosis
- B47 Mycetoma
- B48 Other mycoses, not elsewhere classified
- B49 Unspecified mycosis

INTERNATIONAL CLASSIFICATION OF DISEASES

Protozoal diseases (B50-B64)

- B50 *Plasmodium falciparum* malaria
- B51 *Plasmodium vivax* malaria
- B52 *Plasmodium malariae* malaria
- B53 Other parasitologically confirmed malaria
- B54 Unspecified malaria
- B55 Leishmaniasis
- B56 African trypanosomiasis
- B57 Chagas' disease
- B58 Toxoplasmosis
- B59 Pneumocystosis
- B60 Other protozoal diseases, not elsewhere classified
- B64 Unspecified protozoal disease

Helminthiases (B65-B83)

- B65 Schistosomiasis [bilharziasis]
- B66 Other fluke infections
- B67 Echinococcosis
- B68 Taeniasis
- B69 Cysticercosis
- B70 Diphyllbothriasis and sparganosis
- B71 Other cestode infections
- B72 Dracunculiasis
- B73 Onchocerciasis
- B74 Filariasis
- B75 Trichinellosis
- B76 Hookworm diseases
- B77 Ascariasis
- B78 Strongyloidiasis
- B79 Trichuriasis
- B80 Enterobiasis
- B81 Other intestinal helminthiases, not elsewhere classified
- B82 Unspecified intestinal parasitism
- B83 Other helminthiases

Pediculosis, acariasis and other infestations (B85-B89)

- B85 Pediculosis and phthiriasis
- B86 Scabies
- B87 Myiasis
- B88 Other infestations
- B89 Unspecified parasitic disease

THREE-CHARACTER CATEGORIES

Sequelae of infectious and parasitic diseases (B90-B94)

- B90 Sequelae of tuberculosis
- B91 Sequelae of poliomyelitis
- B92 Sequelae of leprosy
- B94 Sequelae of other and unspecified infectious and parasitic diseases

Bacterial, viral and other infectious agents (B95-B97)

- B95 Streptococcus and staphylococcus as the cause of diseases classified to other chapters
- B96 Other specified bacterial agents as the cause of diseases classified to other chapters
- B97 Viral agents as the cause of diseases classified to other chapters

Other infectious diseases (B99)

- B99 Other and unspecified infectious diseases

Chapter II

Neoplasms

(C00-D48)

Malignant neoplasms (C00-C97)

Malignant neoplasms of lip, oral cavity and pharynx (C00-C14)

- C00 Malignant neoplasm of lip
- C01 Malignant neoplasm of base of tongue
- C02 Malignant neoplasm of other and unspecified parts of tongue
- C03 Malignant neoplasm of gum
- C04 Malignant neoplasm of floor of mouth
- C05 Malignant neoplasm of palate
- C06 Malignant neoplasm of other and unspecified parts of mouth
- C07 Malignant neoplasm of parotid gland
- C08 Malignant neoplasm of other and unspecified major salivary glands
- C09 Malignant neoplasm of tonsil
- C10 Malignant neoplasm of oropharynx
- C11 Malignant neoplasm of nasopharynx
- C12 Malignant neoplasm of pyriform sinus
- C13 Malignant neoplasm of hypopharynx
- C14 Malignant neoplasm of other and ill-defined sites in the lip, oral cavity and pharynx

INTERNATIONAL CLASSIFICATION OF DISEASES

Malignant neoplasms of digestive organs (C15-C26)

- C15 Malignant neoplasm of oesophagus
- C16 Malignant neoplasm of stomach
- C17 Malignant neoplasm of small intestine
- C18 Malignant neoplasm of colon
- C19 Malignant neoplasm of rectosigmoid junction
- C20 Malignant neoplasm of rectum
- C21 Malignant neoplasm of anus and anal canal
- C22 Malignant neoplasm of liver and intrahepatic bile ducts
- C23 Malignant neoplasm of gallbladder
- C24 Malignant neoplasm of other and unspecified parts of biliary tract
- C25 Malignant neoplasm of pancreas
- C26 Malignant neoplasm of other and ill-defined digestive organs

Malignant neoplasms of respiratory and intrathoracic organs (C30-C39)

- C30 Malignant neoplasm of nasal cavity and middle ear
- C31 Malignant neoplasm of accessory sinuses
- C32 Malignant neoplasm of larynx
- C33 Malignant neoplasm of trachea
- C34 Malignant neoplasm of bronchus and lung
- C37 Malignant neoplasm of thymus
- C38 Malignant neoplasm of heart, mediastinum and pleura
- C39 Malignant neoplasm of other and ill-defined sites in the respiratory system and intrathoracic organs

Malignant neoplasms of bone and articular cartilage (C40-C41)

- C40 Malignant neoplasm of bone and articular cartilage of limbs
- C41 Malignant neoplasm of bone and articular cartilage of other and unspecified sites

Melanoma and other malignant neoplasms of skin (C43-C44)

- C43 Malignant melanoma of skin
- C44 Other malignant neoplasms of skin

Malignant neoplasms of mesothelial and soft tissue (C45-C49)

- C45 Mesothelioma
- C46 Kaposi's sarcoma
- C47 Malignant neoplasm of peripheral nerves and autonomic nervous system
- C48 Malignant neoplasm of retroperitoneum and peritoneum
- C49 Malignant neoplasm of other connective and soft tissue

THREE-CHARACTER CATEGORIES

Malignant neoplasm of breast (C50)

C50 Malignant neoplasm of breast

Malignant neoplasms of female genital organs (C51-C58)

C51 Malignant neoplasm of vulva

C52 Malignant neoplasm of vagina

C53 Malignant neoplasm of cervix uteri

C54 Malignant neoplasm of corpus uteri

C55 Malignant neoplasm of uterus, part unspecified

C56 Malignant neoplasm of ovary

C57 Malignant neoplasm of other and unspecified female genital organs

C58 Malignant neoplasm of placenta

Malignant neoplasms of male genital organs (C60-C63)

C60 Malignant neoplasm of penis

C61 Malignant neoplasm of prostate

C62 Malignant neoplasm of testis

C63 Malignant neoplasm of other and unspecified male genital organs

Malignant neoplasms of urinary tract (C64-C68)

C64 Malignant neoplasm of kidney, except renal pelvis

C65 Malignant neoplasm of renal pelvis

C66 Malignant neoplasm of ureter

C67 Malignant neoplasm of bladder

C68 Malignant neoplasm of other and unspecified urinary organs

Malignant neoplasms of eye, brain and other parts of central nervous system (C69-C72)

C69 Malignant neoplasm of eye and adnexa

C70 Malignant neoplasm of meninges

C71 Malignant neoplasm of brain

C72 Malignant neoplasm of spinal cord, cranial nerves and other parts of central nervous system

Malignant neoplasms of thyroid and other endocrine glands (C73-C75)

C73 Malignant neoplasm of thyroid gland

C74 Malignant neoplasm of adrenal gland

C75 Malignant neoplasm of other endocrine glands and related structures

INTERNATIONAL CLASSIFICATION OF DISEASES

Malignant neoplasms of ill-defined, secondary and unspecified sites (C76-C80)

- C76 Malignant neoplasm of other and ill-defined sites
- C77 Secondary and unspecified malignant neoplasm of lymph nodes
- C78 Secondary malignant neoplasm of respiratory and digestive organs
- C79 Secondary malignant neoplasm of other sites
- C80 Malignant neoplasm without specification of site

Malignant neoplasms of lymphoid, haematopoietic and related tissue (C81-C96)

- C81 Hodgkin's disease
- C82 Follicular [nodular] non-Hodgkin's lymphoma
- C83 Diffuse non-Hodgkin's lymphoma
- C84 Peripheral and cutaneous T-cell lymphomas
- C85 Other and unspecified types of non-Hodgkin's lymphoma
- C88 Malignant immunoproliferative diseases
- C90 Multiple myeloma and malignant plasma cell neoplasms
- C91 Lymphoid leukaemia
- C92 Myeloid leukaemia
- C93 Monocytic leukaemia
- C94 Other leukaemias of specified cell type
- C95 Leukaemia of unspecified cell type
- C96 Other and unspecified malignant neoplasms of lymphoid, haematopoietic and related tissue

Malignant neoplasms of independent (primary) multiple sites (C97)

- C97 Malignant neoplasms of independent (primary) multiple sites

In situ neoplasms (D00-D09)

- D00 Carcinoma in situ of oral cavity, oesophagus and stomach
- D01 Carcinoma in situ of other and unspecified digestive organs
- D02 Carcinoma in situ of middle ear and respiratory system
- D03 Melanoma in situ
- D04 Carcinoma in situ of skin
- D05 Carcinoma in situ of breast
- D06 Carcinoma in situ of cervix uteri
- D07 Carcinoma in situ of other and unspecified genital organs
- D09 Carcinoma in situ of other and unspecified sites

THREE-CHARACTER CATEGORIES

Benign neoplasms (D10-D36)

- D10 Benign neoplasm of mouth and pharynx
- D11 Benign neoplasm of major salivary glands
- D12 Benign neoplasm of colon, rectum, anus and anal canal
- D13 Benign neoplasm of other and ill-defined parts of digestive system
- D14 Benign neoplasm of middle ear and respiratory system
- D15 Benign neoplasm of other and unspecified intrathoracic organs
- D16 Benign neoplasm of bone and articular cartilage
- D17 Benign lipomatous neoplasm
- D18 Haemangioma and lymphangioma, any site
- D19 Benign neoplasm of mesothelial tissue
- D20 Benign neoplasm of soft tissue of retroperitoneum and peritoneum
- D21 Other benign neoplasms of connective and other soft tissue
- D22 Melanocytic naevi
- D23 Other benign neoplasms of skin
- D24 Benign neoplasm of breast
- D25 Leiomyoma of uterus
- D26 Other benign neoplasms of uterus
- D27 Benign neoplasm of ovary
- D28 Benign neoplasm of other and unspecified female genital organs
- D29 Benign neoplasm of male genital organs
- D30 Benign neoplasm of urinary organs
- D31 Benign neoplasm of eye and adnexa
- D32 Benign neoplasm of meninges
- D33 Benign neoplasm of brain and other parts of central nervous system
- D34 Benign neoplasm of thyroid gland
- D35 Benign neoplasm of other and unspecified endocrine glands
- D36 Benign neoplasm of other and unspecified sites

Neoplasms of uncertain or unknown behaviour (D37-D48)

- D37 Neoplasm of uncertain or unknown behaviour of oral cavity and digestive organs
- D38 Neoplasm of uncertain or unknown behaviour of middle ear and respiratory and intrathoracic organs
- D39 Neoplasm of uncertain or unknown behaviour of female genital organs
- D40 Neoplasm of uncertain or unknown behaviour of male genital organs
- D41 Neoplasm of uncertain or unknown behaviour of urinary organs
- D42 Neoplasm of uncertain or unknown behaviour of meninges
- D43 Neoplasm of uncertain or unknown behaviour of brain and central nervous system
- D44 Neoplasm of uncertain or unknown behaviour of endocrine glands
- D45 Polycythaemia vera

INTERNATIONAL CLASSIFICATION OF DISEASES

- D46 Myelodysplastic syndromes
- D47 Other neoplasms of uncertain or unknown behaviour of lymphoid, haematopoietic and related tissue
- D48 Neoplasm of uncertain or unknown behaviour of other and unspecified sites

Chapter III

Diseases of blood and blood-forming organs and certain disorders involving the immune mechanisms (D50-D89)

Nutritional anaemias (D50-D53)

- D50 Iron deficiency anaemia
- D51 Vitamin B₁₂ deficiency anaemia
- D52 Folate deficiency anaemia
- D53 Other nutritional anaemias

Haemolytic anaemias (D55-D59)

- D55 Anaemia due to enzyme disorders
- D56 Thalassaemia
- D57 Sickle-cell disorders
- D58 Other hereditary haemolytic anaemias
- D59 Acquired haemolytic anaemia

Aplastic and other anaemias (D60-D64)

- D60 Acquired pure red cell aplasia [erythroblastopenia]
- D61 Other aplastic anaemias
- D62 Acute posthaemorrhagic anaemia
- D63* Anaemia in chronic diseases classified elsewhere
- D64 Other anaemias

Coagulation defects, purpura and other haemorrhagic conditions (D65-D69)

- D65 Disseminated intravascular coagulation [defibrination syndrome]
- D66 Hereditary factor VIII deficiency
- D67 Hereditary factor IX deficiency
- D68 Other coagulation defects
- D69 Purpura and other haemorrhagic conditions

THREE-CHARACTER CATEGORIES

Other diseases of blood and blood-forming organs (D70-D77)

- D70 Agranulocytosis
- D71 Functional disorders of polymorphonuclear neutrophils
- D72 Other disorders of white blood cells
- D73 Diseases of spleen
- D74 Methaemoglobinaemia
- D75 Other diseases of blood and blood-forming organs
- D76 Certain diseases involving lymphoreticular tissue and reticulohistiocytic system
- D77* Other disorders of blood and blood-forming organs in diseases classified elsewhere

Certain disorders involving the immune mechanism (D80-D89)

- D80 Immunodeficiency with predominantly antibody defects
- D81 Combined immunodeficiencies
- D82 Immunodeficiency associated with other major defects
- D83 Common variable immunodeficiency
- D84 Other immunodeficiencies
- D86 Sarcoidosis
- D89 Other disorders involving the immune mechanism, not elsewhere classified

Chapter IV

Endocrine, nutritional and metabolic diseases (E00-E90)

Disorders of thyroid gland (E00-E07)

- E00 Congenital iodine-deficiency syndrome
- E01 Iodine-deficiency-related thyroid disorders and allied conditions
- E02 Subclinical iodine-deficiency hypothyroidism
- E03 Other hypothyroidism
- E04 Other nontoxic goitre
- E05 Thyrotoxicosis [hyperthyroidism]
- E06 Thyroiditis
- E07 Other disorders of thyroid

Diabetes mellitus (E10-E14)

- E10 Insulin-dependent diabetes mellitus
- E11 Non-insulin-dependent diabetes mellitus
- E12 Malnutrition-related diabetes mellitus
- E13 Other specified diabetes mellitus
- E14 Unspecified diabetes mellitus

INTERNATIONAL CLASSIFICATION OF DISEASES

Other disorders of glucose regulation and pancreatic internal secretion (E15-E16)

- E15 Nondiabetic hypoglycaemic coma
- E16 Other disorders of pancreatic internal secretion

Disorders of other endocrine glands (E20-E35)

- E20 Hypoparathyroidism
- E21 Hyperparathyroidism and other disorders of parathyroid gland
- E22 Hyperfunction of pituitary gland
- E23 Hypofunction and other disorders of pituitary gland
- E24 Cushing's syndrome
- E25 Adrenogenital disorders
- E26 Hyperaldosteronism
- E27 Other disorders of adrenal gland
- E28 Ovarian dysfunction
- E29 Testicular dysfunction
- E30 Disorders of puberty, not elsewhere classified
- E31 Polyglandular dysfunction
- E32 Diseases of thymus
- E34 Other endocrine disorders
- E35* Disorders of endocrine glands in diseases classified elsewhere

Malnutrition (E40-E46)

- E40 Kwashiorkor
- E41 Nutritional marasmus
- E42 Marasmic kwashiorkor
- E43 Unspecified severe protein-energy malnutrition
- E44 Protein-energy malnutrition of moderate and mild degree
- E45 Retarded development following protein-energy malnutrition
- E46 Unspecified protein-energy malnutrition

Other nutritional deficiencies (E50-E64)

- E50 Vitamin A deficiency
- E51 Thiamine deficiency
- E52 Niacin deficiency [pellagra]
- E53 Deficiency of other B group vitamins
- E54 Ascorbic acid deficiency
- E55 Vitamin D deficiency
- E56 Other vitamin deficiencies
- E58 Dietary calcium deficiency
- E59 Dietary selenium deficiency

THREE-CHARACTER CATEGORIES

- E60 Dietary zinc deficiency
- E61 Deficiency of other nutrient elements
- E63 Other nutritional deficiencies
- E64 Sequelae of malnutrition and other nutritional deficiencies

Obesity and other hyperalimentation (E65-E68)

- E65 Localized adiposity
- E66 Obesity
- E67 Other hyperalimentation
- E68 Sequelae of hyperalimentation

Metabolic disorders (E70-E90)

- E70 Disorders of aromatic amino-acid metabolism
- E71 Disorders of branched-chain amino-acid metabolism and fatty-acid metabolism
- E72 Other disorders of amino-acid metabolism
- E73 Lactose intolerance
- E74 Other disorders of carbohydrate metabolism
- E75 Disorders of sphingolipid metabolism and other lipid storage disorders
- E76 Disorders of glycosaminoglycan metabolism
- E77 Disorders of glycoprotein metabolism
- E78 Disorders of lipoprotein metabolism and other lipidaemias
- E79 Disorders of purine and pyrimidine metabolism
- E80 Disorders of porphyrin and bilirubin metabolism
- E83 Disorders of mineral metabolism
- E84 Cystic fibrosis
- E85 Amyloidosis
- E86 Volume depletion
- E87 Other disorders of fluid, electrolyte and acid-base balance
- E88 Other metabolic disorders
- E89 Postprocedural endocrine and metabolic disorders, not elsewhere classified
- E90* Nutritional and metabolic disorders in diseases classified elsewhere

INTERNATIONAL CLASSIFICATION OF DISEASES

Chapter V

Mental, behavioural disorders

(F00-F99)

Organic, including symptomatic, mental disorders (F00-F09)

- F00* Dementia in Alzheimer's disease
- F01 Vascular dementia
- F02* Dementia in other diseases classified elsewhere
- F03 Unspecified dementia
- F04 Organic amnesic syndrome, not induced by alcohol and other psychoactive substances
- F05 Delirium, not induced by alcohol and other psychoactive substances
- F06 Other mental disorders due to brain damage and dysfunction and to physical disease
- F07 Personality and behavioural disorders due to brain disease, damage and dysfunction
- F09 Unspecified organic or symptomatic mental disorder

Mental and behavioural disorders due to psychoactive substance use (F10-F19)

- F10 Mental and behavioural disorders due to use of alcohol
- F11 Mental and behavioural disorders due to use of opioids
- F12 Mental and behavioural disorders due to use of cannabinoids
- F13 Mental and behavioural disorders due to use of sedatives or hypnotics
- F14 Mental and behavioural disorders due to use of cocaine
- F15 Mental and behavioural disorders due to use of other stimulants, including caffeine
- F16 Mental and behavioural disorders due to use of hallucinogens
- F17 Mental and behavioural disorders due to use of tobacco
- F18 Mental and behavioural disorders due to use of volatile solvents
- F19 Mental and behavioural disorders due to multiple drug use and use of other psychoactive substances

Schizophrenia, schizotypal and delusional disorders (F20-F29)

- F20 Schizophrenia
- F21 Schizotypal disorder
- F22 Persistent delusional disorders
- F23 Acute and transient psychotic disorders
- F24 Induced delusional disorder
- F25 Schizoaffective disorders
- F28 Other nonorganic psychotic disorders
- F29 Unspecified nonorganic psychosis

THREE-CHARACTER CATEGORIES

Mood [affective] disorders (F30-F39)

- F30 Manic episode
- F31 Bipolar affective disorder
- F32 Depressive episodes
- F33 Recurrent depressive disorder
- F34 Persistent mood [affective] disorders
- F38 Other mood [affective] disorders
- F39 Unspecified mood [affective] disorder

Neurotic, stress-related and somatoform disorders (F40-F48)

- F40 Phobic anxiety disorders
- F41 Other anxiety disorders
- F42 Obsessive-compulsive disorder
- F43 Reaction to severe stress, and adjustment disorders
- F44 Dissociative [conversion] disorders
- F45 Somatoform disorders
- F48 Other neurotic disorders

Behavioural syndromes associated with physiological disturbances and physical factors (F50-F59)

- F50 Eating disorders
- F51 Nonorganic sleep disorders
- F52 Sexual dysfunction, not caused by organic disorder or disease
- F53 Mental and behavioural disorders associated with the puerperium, not elsewhere classified
- F54 Psychological and behavioural factors associated with disorders or diseases classified elsewhere
- F55 Abuse of non-dependence-producing substances
- F59 Unspecified behavioural syndromes associated with physiological disturbances and physical factors

Disorders of adult personality and behaviour (F60-F69)

- F60 Specific personality disorders
- F61 Mixed and other personality disorders
- F62 Enduring personality changes, not attributable to brain damage and disease
- F63 Habit and impulse disorders
- F64 Gender identity disorders
- F65 Disorders of sexual preference
- F66 Psychological and behavioural disorders associated with sexual development and orientation
- F68 Other disorders of adult personality and behaviour
- F69 Unspecified disorder of adult personality and behaviour

INTERNATIONAL CLASSIFICATION OF DISEASES

Mental retardation (F70-F79)

- F70 Mild mental retardation
- F71 Moderate mental retardation
- F72 Severe mental retardation
- F73 Profound mental retardation
- F78 Other mental retardation
- F79 Unspecified mental retardation

Disorders of psychological development (F80-F89)

- F80 Specific developmental disorders of speech and language
- F81 Specific developmental disorders of scholastic skills
- F82 Specific developmental disorder of motor function
- F83 Mixed specific developmental disorders
- F84 Pervasive developmental disorders
- F88 Other disorders of psychological development
- F89 Unspecified disorder of psychological development

Behavioural and emotional disorders with onset usually occurring in childhood and adolescence (F90-F98)

- F90 Hyperkinetic disorders
- F91 Conduct disorders
- F92 Mixed disorders of conduct and emotions
- F93 Emotional disorders with onset specific to childhood
- F94 Disorders of social functioning with onset specific to childhood and adolescence
- F95 Tic disorders
- F98 Other behavioural and emotional disorders with onset usually occurring in childhood and adolescence

Unspecified mental disorder (F99)

- F99 Mental disorder, not otherwise specified

Chapter VI

**Diseases of the nervous system
(G00-G99)**

Inflammatory diseases of the central nervous system (G00-G09)

- G00 Bacterial meningitis, not elsewhere classified
- G01* Meningitis in bacterial diseases classified elsewhere
- G02* Meningitis in other infectious and parasitic diseases classified elsewhere
- G03 Meningitis due to other and unspecified causes
- G04 Encephalitis, myelitis and encephalomyelitis
- G05* Encephalitis, myelitis and encephalomyelitis in diseases classified elsewhere
- G06 Intracranial and intraspinal abscess and granuloma
- G07* Intracranial and intraspinal abscess and granuloma in diseases classified elsewhere
- G08 Intracranial and intraspinal phlebitis and thrombophlebitis
- G09 Sequelae of inflammatory diseases of central nervous system

Systemic atrophies primarily affecting the central nervous system (G10-G14)

- G10 Huntington's disease
- G11 Hereditary ataxia
- G12 Spinal muscular atrophy and related syndromes
- G13* Systemic atrophies primarily affecting central nervous system in diseases classified elsewhere
- G14 Postpolio syndrome

Extrapyramidal and movement disorders (G20-G26)

- G20 Parkinson's disease
- G21 Secondary parkinsonism
- G22* Parkinsonism in diseases classified elsewhere
- G23 Other degenerative diseases of the basal ganglia
- G24 Dystonia
- G25 Other extrapyramidal and movement disorders
- G26* Extrapyramidal and movement disorders in diseases classified elsewhere

Other degenerative diseases of the nervous system (G30-G32)

- G30 Alzheimer's disease
- G31 Other degenerative diseases of nervous system, not elsewhere classified
- G32* Other degenerative disorders of nervous system in diseases classified elsewhere

Demyelinating diseases of the central nervous system (G35-G37)

- G35 Multiple sclerosis
- G36 Other acute disseminated demyelination
- G37 Other demyelinating diseases of central nervous system

INTERNATIONAL CLASSIFICATION OF DISEASES

Episodic and paroxysmal disorders (G40-G47)

- G40 Epilepsy
- G41 Status epilepticus
- G43 Migraine
- G44 Other headache syndromes
- G45 Transient cerebral ischaemic attacks and related syndromes
- G46* Vascular syndromes of brain in cerebrovascular diseases
- G47 Sleep disorders

Nerve, nerve root and plexus disorders (G50-G59)

- G50 Disorders of trigeminal nerve
- G51 Facial nerve disorders
- G52 Disorders of other cranial nerves
- G53* Cranial nerve disorders in diseases classified elsewhere
- G54 Nerve root and plexus disorders
- G55* Nerve root and plexus compressions in diseases classified elsewhere
- G56 Mononeuropathies of upper limb
- G57 Mononeuropathies of lower limb
- G58 Other mononeuropathies
- G59* Mononeuropathy in diseases classified elsewhere

Polyneuropathies and other disorders of the peripheral nervous system (G60-G64)

- G60 Hereditary and idiopathic neuropathy
- G61 Inflammatory polyneuropathy
- G62 Other polyneuropathies
- G63* Polyneuropathy in diseases classified elsewhere
- G64 Other disorders of peripheral nervous system

Diseases of myoneural junction and muscle (G70-G73)

- G70 Myasthenia gravis and other myoneural disorders
- G71 Primary disorders of muscles
- G72 Other myopathies
- G73* Disorders of myoneural junction and muscle in diseases classified elsewhere

Cerebral palsy and other paralytic syndromes (G80-G83)

- G80 Cerebral palsy
- G81 Hemiplegia
- G82 Paraplegia and tetraplegia
- G83 Other paralytic syndromes

THREE-CHARACTER CATEGORIES

Other disorders of the nervous system (G90-G99)

- G90 Disorders of autonomic nervous system
- G91 Hydrocephalus
- G92 Toxic encephalopathy
- G93 Other disorders of brain
- G94* Other disorders of brain in diseases classified elsewhere
- G95 Other diseases of spinal cord
- G96 Other disorders of central nervous system
- G97 Postprocedural disorders of nervous system, not elsewhere classified
- G98 Other disorders of nervous system, not elsewhere classified
- G99* Other disorders of nervous system in diseases classified elsewhere

Chapter VII

Diseases of the eye and adnexa (H00-H59)

Disorders of eyelid, lacrimal system and orbit (H00-H06)

- H00 Hordeolum and chalazion
- H01 Other inflammation of eyelid
- H02 Other disorders of eyelid
- H03* Disorders of eyelid in diseases classified elsewhere
- H04 Disorders of lacrimal system
- H05 Disorders of orbit
- H06* Disorders of lacrimal system and orbit in diseases classified elsewhere

Disorders of conjunctiva (H10-H13)

- H10 Conjunctivitis
- H11 Other disorders of conjunctiva
- H13* Disorders of conjunctiva in diseases classified elsewhere

Disorders of sclera, cornea, iris and ciliary body (H15-H22)

- H15 Disorders of sclera
- H16 Keratitis
- H17 Corneal scars and opacities
- H18 Other disorders of cornea
- H19* Disorders of sclera and cornea in diseases classified elsewhere
- H20 Iridocyclitis
- H21 Other disorders of iris and ciliary body
- H22* Disorders of iris and ciliary body in diseases classified elsewhere

INTERNATIONAL CLASSIFICATION OF DISEASES

Disorders of lens (H25-H28)

- H25 Senile cataract
- H26 Other cataract
- H27 Other disorders of lens
- H28* Cataract and other disorders of lens in diseases classified elsewhere

Disorders of choroid and retina (H30-H36)

- H30 Chorioretinal inflammation
- H31 Other disorders of choroid
- H32* Chorioretinal disorders in diseases classified elsewhere
- H33 Retinal detachments and breaks
- H34 Retinal vascular occlusions
- H35 Other retinal disorders
- H36* Retinal disorders in diseases classified elsewhere

Glaucoma (H40-H42)

- H40 Glaucoma
- H42* Glaucoma in diseases classified elsewhere

Disorders of vitreous body and globe (H43-H45)

- H43 Disorders of vitreous body
- H44 Disorders of globe
- H45* Disorders of vitreous body and globe in diseases classified elsewhere

Disorders of optic nerve and visual pathways (H46-H48)

- H46 Optic neuritis
- H47 Other disorders of optic [2nd] nerve and visual pathways
- H48* Disorders of optic [2nd] nerve and visual pathways in diseases classified elsewhere

Disorders of ocular muscles, binocular movement, accommodation and refraction (H49-H52)

- H49 Paralytic strabismus
- H50 Other strabismus
- H51 Other disorders of binocular movement
- H52 Disorders of refraction and accommodation

Visual disturbances and blindness (H53-H54)

- H53 Visual disturbances
- H54 Visual impairment including blindness (binocular or monocular)

THREE-CHARACTER CATEGORIES

Other disorders of eye and adnexa (H55-H59)

- H55 Nystagmus and other irregular eye movements
- H57 Other disorders of eye and adnexa
- H58* Other disorders of eye and adnexa in diseases classified elsewhere
- H59 Postprocedural disorders of eye and adnexa, not elsewhere classified

Chapter VIII

Diseases of the ear and mastoid process (H60-H95)

Diseases of external ear (H60-H62)

- H60 Otitis externa
- H61 Other disorders of external ear
- H62* Disorders of external ear in diseases classified elsewhere

Diseases of middle ear and mastoid (H65-H75)

- H65 Nonsuppurative otitis media
- H66 Suppurative and unspecified otitis media
- H67* Otitis media in diseases classified elsewhere
- H68 Eustachian salpingitis and obstruction
- H69 Other disorders of Eustachian tube
- H70 Mastoiditis and related conditions
- H71 Cholesteatoma of middle ear
- H72 Perforation of tympanic membrane
- H73 Other disorders of tympanic membrane
- H74 Other disorders of middle ear and mastoid
- H75* Other disorders of middle ear and mastoid in diseases classified elsewhere

Diseases of inner ear (H80-H83)

- H80 Otosclerosis
- H81 Disorders of vestibular function
- H82* Vertiginous syndromes in diseases classified elsewhere
- H83 Other diseases of inner ear

INTERNATIONAL CLASSIFICATION OF DISEASES

Other disorders of ear (H90-H95)

- H90 Conductive and sensorineural hearing loss
- H91 Other hearing loss
- H92 Otitis and effusion of ear
- H93 Other disorders of ear, not elsewhere classified
- H94* Other disorders of ear in diseases classified elsewhere
- H95 Postprocedural disorders of ear and mastoid process, not elsewhere classified

Chapter IX

Diseases of the circulatory system (I00-I99)

Acute rheumatic fever (I00-I02)

- I00 Rheumatic fever without mention of heart involvement
- I01 Rheumatic fever with heart involvement
- I02 Rheumatic chorea

Chronic rheumatic heart diseases (I05-I09)

- I05 Rheumatic mitral valve diseases
- I06 Rheumatic aortic valve diseases
- I07 Rheumatic tricuspid valve diseases
- I08 Multiple valve diseases
- I09 Other rheumatic heart diseases

Hypertensive diseases (I10-I15)

- I10 Essential (primary) hypertension
- I11 Hypertensive heart disease
- I12 Hypertensive renal disease
- I13 Hypertensive heart and renal disease
- I15 Secondary hypertension

Ischaemic heart diseases (I20-I25)

- I20 Angina pectoris
- I21 Acute myocardial infarction
- I22 Subsequent myocardial infarction
- I23 Certain current complications following acute myocardial infarction
- I24 Other acute ischaemic heart diseases
- I25 Chronic ischaemic heart disease

THREE-CHARACTER CATEGORIES

Pulmonary heart disease and diseases of pulmonary circulation (I26-I28)

- I26 Pulmonary embolism
- I27 Other pulmonary heart diseases
- I28 Other diseases of pulmonary vessels

Other forms of heart disease (I30-I52)

- I30 Acute pericarditis
- I31 Other diseases of pericardium
- I32* Pericarditis in diseases classified elsewhere
- I33 Acute and subacute endocarditis
- I34 Nonrheumatic mitral valve disorders
- I35 Nonrheumatic aortic valve disorders
- I36 Nonrheumatic tricuspid valve disorders
- I37 Pulmonary valve disorders
- I38 Endocarditis, valve unspecified
- I39* Endocarditis and heart valve disorders in diseases classified elsewhere
- I40 Acute myocarditis
- I41* Myocarditis in diseases classified elsewhere
- I42 Cardiomyopathy
- I43* Cardiomyopathy in diseases classified elsewhere
- I44 Atrioventricular and left bundle-branch block
- I45 Other conduction disorders
- I46 Cardiac arrest
- I47 Paroxysmal tachycardia
- I48 Atrial fibrillation and flutter
- I49 Other cardiac arrhythmias
- I50 Heart failure
- I51 Complications and ill-defined descriptions of heart disease
- I52* Other heart disorders in diseases classified elsewhere

Cerebrovascular diseases (I60-I69)

- I60 Subarachnoid haemorrhage
- I61 Intracerebral haemorrhage
- I62 Other nontraumatic intracranial haemorrhage
- I63 Cerebral infarction
- I64 Stroke, not specified as haemorrhage or infarction
- I65 Occlusion and stenosis of precerebral arteries, not resulting in cerebral infarction
- I66 Occlusion and stenosis of cerebral arteries, not resulting in cerebral infarction
- I67 Other cerebrovascular diseases
- I68* Cerebrovascular disorders in diseases classified elsewhere
- I69 Sequelae of cerebrovascular disease

INTERNATIONAL CLASSIFICATION OF DISEASES

Diseases of arteries, arterioles and capillaries (I70-I79)

- I70 Atherosclerosis
- I71 Aortic aneurysm and dissection
- I72 Other aneurysm and dissection
- I73 Other peripheral vascular diseases
- I74 Arterial embolism and thrombosis
- I77 Other disorders of arteries and arterioles
- I78 Diseases of capillaries
- I79* Disorders of arteries, arterioles and capillaries in diseases classified elsewhere

Diseases of veins, lymphatic vessels and lymph nodes, not elsewhere classified (I80-I89)

- I80 Phlebitis and thrombophlebitis
- I81 Portal vein thrombosis
- I82 Other venous embolism and thrombosis
- I83 Varicose veins of lower extremities
- I84 Haemorrhoids
- I85 Oesophageal varices
- I86 Varicose veins of other sites
- I87 Other disorders of veins
- I88 Nonspecific lymphadenitis
- I89 Other noninfective disorders of lymphatic vessels and lymph nodes

Other and unspecified disorders of the circulatory system (I95-I99)

- I95 Hypotension
- I97 Postprocedural disorders of circulatory system, not elsewhere classified
- I98* Other disorders of circulatory system in diseases classified elsewhere
- I99 Other and unspecified disorders of circulatory system

Chapter X

Diseases of the respiratory system

(J00-J99)

Acute upper respiratory infections (J00-J06)

- J00 Acute nasopharyngitis [common cold]
- J01 Acute sinusitis
- J02 Acute pharyngitis
- J03 Acute tonsillitis
- J04 Acute laryngitis and tracheitis
- J05 Acute obstructive laryngitis [croup] and epiglottitis
- J06 Acute upper respiratory infections of multiple or unspecified sites

THREE-CHARACTER CATEGORIES

Influenza and pneumonia (J09-J18)

- J09 Influenza due to identified avian influenza virus
- J10 Influenza due to identified influenza virus
- J11 Influenza, virus not identified
- J12 Viral pneumonia, not elsewhere classified
- J13 Pneumonia due to *Streptococcus pneumoniae*
- J14 Pneumonia due to *Haemophilus influenzae*
- J15 Bacterial pneumonia, not elsewhere classified
- J16 Pneumonia due to other infectious organisms, not elsewhere classified
- J17* Pneumonia in diseases classified elsewhere
- J18 Pneumonia, organism unspecified

Other acute lower respiratory infections (J20-J22)

- J20 Acute bronchitis
- J21 Acute bronchiolitis
- J22 Unspecified acute lower respiratory infection

Other diseases of upper respiratory tract (J30-J39)

- J30 Vasomotor and allergic rhinitis
- J31 Chronic rhinitis, nasopharyngitis and pharyngitis
- J32 Chronic sinusitis
- J33 Nasal polyp
- J34 Other disorders of nose and nasal sinuses
- J35 Chronic diseases of tonsils and adenoids
- J36 Peritonsillar abscess
- J37 Chronic laryngitis and laryngotracheitis
- J38 Diseases of vocal cords and larynx, not elsewhere classified
- J39 Other diseases of upper respiratory tract

Chronic lower respiratory diseases (J40-J47)

- J40 Bronchitis, not specified as acute or chronic
- J41 Simple and mucopurulent chronic bronchitis
- J42 Unspecified chronic bronchitis
- J43 Emphysema
- J44 Other chronic obstructive pulmonary disease
- J45 Asthma
- J46 Status asthmaticus
- J47 Bronchiectasis

INTERNATIONAL CLASSIFICATION OF DISEASES

Lung diseases due to external agents (J60-J70)

- J60 Coalworker's pneumoconiosis
- J61 Pneumoconiosis due to asbestos and other mineral fibres
- J62 Pneumoconiosis due to dust containing silica
- J63 Pneumoconiosis due to other inorganic dusts
- J64 Unspecified pneumoconiosis
- J65 Pneumoconiosis associated with tuberculosis
- J66 Airway disease due to specific organic dust
- J67 Hypersensitivity pneumonitis due to organic dust
- J68 Respiratory conditions due to inhalation of chemicals, gases, fumes and vapours
- J69 Pneumonitis due to solids and liquids
- J70 Respiratory conditions due to other external agents

Other respiratory diseases principally affecting the interstitium (J80-J84)

- J80 Adult respiratory distress syndrome
- J81 Pulmonary oedema
- J82 Pulmonary eosinophilia, not elsewhere classified
- J84 Other interstitial pulmonary diseases

Suppurative and necrotic conditions of lower respiratory tract (J85-J86)

- J85 Abscess of lung and mediastinum
- J86 Pyothorax

Other diseases of pleura (J90-J94)

- J90 Pleural effusion, not elsewhere classified
- J91* Pleural effusion in conditions classified elsewhere
- J92 Pleural plaque
- J93 Pneumothorax
- J94 Other pleural conditions

Other diseases of the respiratory system (J95-J99)

- J95 Postprocedural respiratory disorders, not elsewhere classified
- J96 Respiratory failure, not elsewhere classified
- J98 Other respiratory disorders
- J99* Respiratory disorders in diseases classified elsewhere

Chapter XI

**Diseases of the digestive system
(K00-K93)**

Diseases of oral cavity, salivary glands and jaws (K00-K14)

- K00 Disorders of tooth development and eruption
- K01 Embedded and impacted teeth
- K02 Dental caries
- K03 Other diseases of hard tissues of teeth
- K04 Diseases of pulp and periapical tissues
- K05 Gingivitis and periodontal diseases
- K06 Other disorders of gingiva and edentulous alveolar ridge
- K07 Dentofacial anomalies [including malocclusion]
- K08 Other disorders of teeth and supporting structures
- K09 Cysts of oral region, not elsewhere classified
- K10 Other diseases of jaws
- K11 Diseases of salivary glands
- K12 Stomatitis and related lesions
- K13 Other diseases of lip and oral mucosa
- K14 Diseases of tongue

Diseases of oesophagus, stomach and duodenum (K20-K31)

- K20 Oesophagitis
- K21 Gastro-oesophageal reflux disease
- K22 Other diseases of oesophagus
- K23* Disorders of oesophagus in diseases classified elsewhere
- K25 Gastric ulcer
- K26 Duodenal ulcer
- K27 Peptic ulcer, site unspecified
- K28 Gastrojejunal ulcer
- K29 Gastritis and duodenitis
- K30 Dyspepsia
- K31 Other diseases of stomach and duodenum

Diseases of appendix (K35-K38)

- K35 Acute appendicitis
- K36 Other appendicitis
- K37 Unspecified appendicitis
- K38 Other diseases of appendix

INTERNATIONAL CLASSIFICATION OF DISEASES

Hernia (K40-K46)

- K40 Inguinal hernia
- K41 Femoral hernia
- K42 Umbilical hernia
- K43 Ventral hernia
- K44 Diaphragmatic hernia
- K45 Other abdominal hernia
- K46 Unspecified hernia of abdominal cavity

Noninfective enteritis and colitis (K50-K52)

- K50 Crohn's disease [regional enteritis]
- K51 Ulcerative colitis
- K52 Other noninfective gastroenteritis and colitis

Other diseases of intestines (K55-K63)

- K55 Vascular disorders of intestine
- K56 Paralytic ileus and intestinal obstruction without hernia
- K57 Diverticular disease of intestine
- K58 Irritable bowel syndrome
- K59 Other functional intestinal disorders
- K60 Fissure and fistula of anal and rectal regions
- K61 Abscess of anal and rectal regions
- K62 Other diseases of anus and rectum
- K63 Other diseases of intestine

Diseases of peritoneum (K65-K67)

- K65 Peritonitis
- K66 Other disorders of peritoneum
- K67* Disorders of peritoneum in infectious diseases classified elsewhere

Diseases of liver (K70-K77)

- K70 Alcoholic liver disease
- K71 Toxic liver disease
- K72 Hepatic failure, not elsewhere classified
- K73 Chronic hepatitis, not elsewhere classified
- K74 Fibrosis and cirrhosis of liver
- K75 Other inflammatory liver diseases
- K76 Other diseases of liver
- K77* Liver disorders in diseases classified elsewhere

THREE-CHARACTER CATEGORIES

Disorders of gallbladder, biliary tract and pancreas (K80-K87)

- K80 Cholelithiasis
- K81 Cholecystitis
- K82 Other diseases of gallbladder
- K83 Other diseases of biliary tract
- K85 Acute pancreatitis
- K86 Other diseases of pancreas
- K87* Disorders of gallbladder, biliary tract and pancreas in diseases classified elsewhere

Other diseases of the digestive system (K90-K93)

- K90 Intestinal malabsorption
- K91 Postprocedural disorders of digestive system, not elsewhere classified
- K92 Other diseases of digestive system
- K93* Disorders of other digestive organs in diseases classified elsewhere

Chapter XII

Diseases of the skin and subcutaneous tissue (L00-L99)

Infections of the skin and subcutaneous tissue (L00-L08)

- L00 Staphylococcal scalded skin syndrome
- L01 Impetigo
- L02 Cutaneous abscess, furuncle and carbuncle
- L03 Cellulitis
- L04 Acute lymphadenitis
- L05 Pilonidal cyst
- L08 Other local infections of skin and subcutaneous tissue

Bullous disorders (L10-L14)

- L10 Pemphigus
- L11 Other acantholytic disorders
- L12 Pemphigoid
- L13 Other bullous disorders
- L14* Bullous disorders in diseases classified elsewhere

INTERNATIONAL CLASSIFICATION OF DISEASES

Dermatitis and eczema (L20-L30)

- L20 Atopic dermatitis
- L21 Seborrhoeic dermatitis
- L22 Diaper [napkin] dermatitis
- L23 Allergic contact dermatitis
- L24 Irritant contact dermatitis
- L25 Unspecified contact dermatitis
- L26 Exfoliative dermatitis
- L27 Dermatitis due to substances taken internally
- L28 Lichen simplex chronicus and prurigo
- L29 Pruritus
- L30 Other dermatitis

Papulosquamous disorders (L40-L45)

- L40 Psoriasis
- L41 Parapsoriasis
- L42 Pityriasis rosea
- L43 Lichen planus
- L44 Other papulosquamous disorders
- L45* Papulosquamous disorders in diseases classified elsewhere

Urticaria and erythema (L50-L54)

- L50 Urticaria
- L51 Erythema multiforme
- L52 Erythema nodosum
- L53 Other erythematous conditions
- L54* Erythema in diseases classified elsewhere

Radiation-related disorders of the skin and subcutaneous tissue (L55-L59)

- L55 Sunburn
- L56 Other acute skin changes due to ultraviolet radiation
- L57 Skin changes due to chronic exposure to nonionizing radiation
- L58 Radiodermatitis
- L59 Other disorders of skin and subcutaneous tissue related to radiation

THREE-CHARACTER CATEGORIES

Disorders of skin appendages (L60-L75)

- L60 Nail disorders
- L62* Nail disorders in diseases classified elsewhere
- L63 Alopecia areata
- L64 Androgenic alopecia
- L65 Other nonscarring hair loss
- L66 Cicatricial alopecia [scarring hair loss]
- L67 Hair colour and hair shaft abnormalities
- L68 Hypertrichosis
- L70 Acne
- L71 Rosacea
- L72 Follicular cysts of skin and subcutaneous tissue
- L73 Other follicular disorders
- L74 Eccrine sweat disorders
- L75 Apocrine sweat disorders

Other disorders of the skin and subcutaneous tissue (L80-L99)

- L80 Vitiligo
- L81 Other disorders of pigmentation
- L82 Seborrhoeic keratosis
- L83 Acanthosis nigricans
- L84 Corns and callosities
- L85 Other epidermal thickening
- L86* Keratoderma in diseases classified elsewhere
- L87 Transepidermal elimination disorders
- L88 Pyoderma gangrenosum
- L89 Decubitus ulcer and pressure area
- L90 Atrophic disorders of skin
- L91 Hypertrophic disorders of skin
- L92 Granulomatous disorders of skin and subcutaneous tissue
- L93 Lupus erythematosus
- L94 Other localized connective tissue disorders
- L95 Vasculitis limited to skin, not elsewhere classified
- L97 Ulcer of lower limb, not elsewhere classified
- L98 Other disorders of skin and subcutaneous tissue, not elsewhere classified
- L99* Other disorders of skin and subcutaneous tissue in diseases classified elsewhere

INTERNATIONAL CLASSIFICATION OF DISEASES

Chapter XIII

Diseases of the musculoskeletal system and connective tissue (M00-M99)

Arthropathies (M00-M25)

Infectious arthropathies (M00-M03)

- M00 Pyogenic arthritis
- M01* Direct infections of joint in infectious and parasitic diseases classified elsewhere
- M02 Reactive arthropathies
- M03* Postinfective and reactive arthropathies in diseases classified elsewhere

Inflammatory polyarthropathies (M05-M14)

- M05 Seropositive rheumatoid arthritis
- M06 Other rheumatoid arthritis
- M07* Psoriatic and enteropathic arthropathies
- M08 Juvenile arthritis
- M09* Juvenile arthritis in diseases classified elsewhere
- M10 Gout
- M11 Other crystal arthropathies
- M12 Other specific arthropathies
- M13 Other arthritis
- M14* Arthropathies in other diseases classified elsewhere

Arthrosis (M15-M19)

- M15 Polyarthrosis
- M16 Coxarthrosis [arthrosis of hip]
- M17 Gonarthrosis [arthrosis of knee]
- M18 Arthrosis of first carpometacarpal joint
- M19 Other arthrosis

Other joint disorders (M20-M25)

- M20 Acquired deformities of fingers and toes
- M21 Other acquired deformities of limbs
- M22 Disorders of patella
- M23 Internal derangement of knee
- M24 Other specific joint derangements
- M25 Other joint disorders, not elsewhere classified

THREE-CHARACTER CATEGORIES

Systemic connective tissue disorders (M30-M36)

- M30 Polyarteritis nodosa and related conditions
- M31 Other necrotizing vasculopathies
- M32 Systemic lupus erythematosus
- M33 Dermatopolymyositis
- M34 Systemic sclerosis
- M35 Other systemic involvement of connective tissue
- M36* Systemic disorders of connective tissue in diseases classified elsewhere

Dorsopathies (M40-M54)

Deforming dorsopathies (M40-M43)

- M40 Kyphosis and lordosis
- M41 Scoliosis
- M42 Spinal osteochondrosis
- M43 Other deforming dorsopathies

Spondylopathies (M45-M49)

- M45 Ankylosing spondylitis
- M46 Other inflammatory spondylopathies
- M47 Spondylosis
- M48 Other spondylopathies
- M49* Spondylopathies in diseases classified elsewhere

Other dorsopathies (M50-M54)

- M50 Cervical disc disorders
- M51 Other intervertebral disc disorders
- M53 Other dorsopathies, not elsewhere classified
- M54 Dorsalgia

Soft tissue disorders (M60-M79)

Disorders of muscles (M60-M63)

- M60 Myositis
- M61 Calcification and ossification of muscle
- M62 Other disorders of muscle
- M63* Disorders of muscle in diseases classified elsewhere

INTERNATIONAL CLASSIFICATION OF DISEASES

Disorders of synovium and tendon (M65-M68)

- M65 Synovitis and tenosynovitis
- M66 Spontaneous rupture of synovium and tendon
- M67 Other disorders of synovium and tendon
- M68* Disorders of synovium and tendon in diseases classified elsewhere

Other soft tissue disorders (M70-M79)

- M70 Soft tissue disorders related to use, overuse and pressure
- M71 Other bursopathies
- M72 Fibroblastic disorders
- M73* Soft tissue disorders in diseases classified elsewhere
- M75 Shoulder lesions
- M76 Enthesopathies of lower limb, excluding foot
- M77 Other enthesopathies
- M79 Other soft tissue disorders, not elsewhere classified

Osteopathies and chondropathies (M80-M94)

Disorders of bone density and structure (M80-M85)

- M80 Osteoporosis with pathological fracture
- M81 Osteoporosis without pathological fracture
- M82* Osteoporosis in diseases classified elsewhere
- M83 Adult osteomalacia
- M84 Disorders of continuity of bone
- M85 Other disorders of bone density and structure

Other osteopathies (M86-M90)

- M86 Osteomyelitis
- M87 Osteonecrosis
- M88 Paget's disease of bone [osteitis deformans]
- M89 Other disorders of bone
- M90* Osteopathies in diseases classified elsewhere

Chondropathies (M91-M94)

- M91 Juvenile osteochondrosis of hip and pelvis
- M92 Other juvenile osteochondrosis
- M93 Other osteochondropathies
- M94 Other disorders of cartilage

THREE-CHARACTER CATEGORIES

Other disorders of the musculoskeletal system and connective tissue (M95-M99)

- M95 Other acquired deformities of musculoskeletal system
- M96 Postprocedural musculoskeletal disorders, not elsewhere classified
- M99 Biomechanical lesions, not elsewhere classified

Chapter XIV

Diseases of the genitourinary system

(N00-N99)

Glomerular diseases (N00-N08)

- N00 Acute nephritic syndrome
- N01 Rapidly progressive nephritic syndrome
- N02 Recurrent and persistent haematuria
- N03 Chronic nephritic syndrome
- N04 Nephrotic syndrome
- N05 Unspecified nephritic syndrome
- N06 Isolated proteinuria with specified morphological lesion
- N07 Hereditary nephropathy, not elsewhere classified
- N08* Glomerular disorders in diseases classified elsewhere

Renal tubulo-interstitial diseases (N10-N16)

- N10 Acute tubulo-interstitial nephritis
- N11 Chronic tubulo-interstitial nephritis
- N12 Tubulo-interstitial nephritis, not specified as acute or chronic
- N13 Obstructive and reflux uropathy
- N14 Drug- and heavy-metal-induced tubulo-interstitial and tubular conditions
- N15 Other renal tubulo-interstitial diseases
- N16* Renal tubulo-interstitial disorders in diseases classified elsewhere

Renal failure (N17-N19)

- N17 Acute renal failure
- N18 Chronic kidney disease
- N19 Unspecified kidney failure

Urolithiasis (N20-N23)

- N20 Calculus of kidney and ureter
- N21 Calculus of lower urinary tract
- N22* Calculus of urinary tract in diseases classified elsewhere
- N23 Unspecified renal colic

INTERNATIONAL CLASSIFICATION OF DISEASES

Other disorders of kidney and ureter (N25-N29)

- N25 Disorders resulting from impaired renal tubular function
- N26 Unspecified contracted kidney
- N27 Small kidney of unknown cause
- N28 Other disorders of kidney and ureter, not elsewhere classified
- N29* Other disorders of kidney and ureter in diseases classified elsewhere

Other diseases of urinary system (N30-N39)

- N30 Cystitis
- N31 Neuromuscular dysfunction of bladder, not elsewhere classified
- N32 Other disorders of bladder
- N33* Bladder disorders in diseases classified elsewhere
- N34 Urethritis and urethral syndrome
- N35 Urethral stricture
- N36 Other disorders of urethra
- N37* Urethral disorders in diseases classified elsewhere
- N39 Other disorders of urinary system

Diseases of male genital organs (N40-N51)

- N40 Hyperplasia of prostate
- N41 Inflammatory diseases of prostate
- N42 Other disorders of prostate
- N43 Hydrocele and spermatocele
- N44 Torsion of testis
- N45 Orchitis and epididymitis
- N46 Male infertility
- N47 Redundant prepuce, phimosis and paraphimosis
- N48 Other disorders of penis
- N49 Inflammatory disorders of male genital organs, not elsewhere classified
- N50 Other disorders of male genital organs
- N51* Disorders of male genital organs in diseases classified elsewhere

Disorders of breast (N60-N64)

- N60 Benign mammary dysplasia
- N61 Inflammatory disorders of breast
- N62 Hypertrophy of breast
- N63 Unspecified lump in breast
- N64 Other disorders of breast

THREE-CHARACTER CATEGORIES

Inflammatory diseases of female pelvic organs (N70-N77)

- N70 Salpingitis and oophoritis
- N71 Inflammatory disease of uterus, except cervix
- N72 Inflammatory disease of cervix uteri
- N73 Other female pelvic inflammatory diseases
- N74* Female pelvic inflammatory disorders in diseases classified elsewhere
- N75 Diseases of Bartholin's gland
- N76 Other inflammation of vagina and vulva
- N77* Vulvovaginal ulceration and inflammation in diseases classified elsewhere

Noninflammatory disorders of female genital tract (N80-N98)

- N80 Endometriosis
- N81 Female genital prolapse
- N82 Fistulae involving female genital tract
- N83 Noninflammatory disorders of ovary, fallopian tube and broad ligament
- N84 Polyp of female genital tract
- N85 Other noninflammatory disorders of uterus, except cervix
- N86 Erosion and ectropion of cervix uteri
- N87 Dysplasia of cervix uteri
- N88 Other noninflammatory disorders of cervix uteri
- N89 Other noninflammatory disorders of vagina
- N90 Other noninflammatory disorders of vulva and perineum
- N91 Absent, scanty and rare menstruation
- N92 Excessive, frequent and irregular menstruation
- N93 Other abnormal uterine and vaginal bleeding
- N94 Pain and other conditions associated with female genital organs and menstrual cycle
- N95 Menopausal and other perimenopausal disorders
- N96 Habitual aborter
- N97 Female infertility
- N98 Complications associated with artificial fertilization

Other disorders of the genitourinary tract (N99)

- N99 Postprocedural disorders of the genitourinary system, not elsewhere classified

INTERNATIONAL CLASSIFICATION OF DISEASES

Chapter XV

Pregnancy, childbirth and the puerperium (O00-O99)

Pregnancy with abortive outcome (O00-O08)

- O00 Ectopic pregnancy
- O01 Hydatidiform mole
- O02 Other abnormal products of conception
- O03 Spontaneous abortion
- O04 Medical abortion
- O05 Other abortion
- O06 Unspecified abortion
- O07 Failed attempted abortion
- O08 Complications following abortion and ectopic and molar pregnancy

Oedema, proteinuria and hypertensive disorders in pregnancy, childbirth and the puerperium (O10-O16)

- O10 Pre-existing hypertension complicating pregnancy, childbirth and the puerperium
- O11 Pre-existing hypertensive disorder with superimposed proteinuria
- O12 Gestational [pregnancy-induced] oedema and proteinuria without hypertension
- O13 Gestational [pregnancy-induced] hypertension without significant proteinuria
- O14 Gestational [pregnancy-induced] hypertension with significant proteinuria
- O15 Eclampsia
- O16 Unspecified maternal hypertension

Other maternal disorders predominantly related to pregnancy (O20-O29)

- O20 Haemorrhage in early pregnancy
- O21 Excessive vomiting in pregnancy
- O22 Venous complications in pregnancy
- O23 Infections of genitourinary tract in pregnancy
- O24 Diabetes mellitus in pregnancy
- O25 Malnutrition in pregnancy
- O26 Maternal care for other conditions predominantly related to pregnancy
- O28 Abnormal findings on antenatal screening of mother
- O29 Complications of anaesthesia during pregnancy

THREE-CHARACTER CATEGORIES

Maternal care related to fetus and amniotic cavity and possible delivery problems (O30-O48)

- O30 Multiple gestation
- O31 Complications specific to multiple gestation
- O32 Maternal care for known or suspected malpresentation of fetus
- O33 Maternal care for known or suspected disproportion
- O34 Maternal care for known or suspected abnormality of pelvic organs
- O35 Maternal care for known or suspected fetal abnormality and damage
- O36 Maternal care for other known or suspected fetal problems
- O40 Polyhydramnios
- O41 Other disorders of amniotic fluid and membranes
- O42 Premature rupture of membranes
- O43 Placental disorders
- O44 Placenta praevia
- O45 Premature separation of placenta [abruptio placentae]
- O46 Antepartum haemorrhage, not elsewhere classified
- O47 False labour
- O48 Prolonged pregnancy

Complications of labour and delivery (O60-O75)

- O60 Preterm labour
- O61 Failed induction of labour
- O62 Abnormalities of forces of labour
- O63 Long labour
- O64 Obstructed labour due to malposition and malpresentation of fetus
- O65 Obstructed labour due to maternal pelvic abnormality
- O66 Other obstructed labour
- O67 Labour and delivery complicated by intrapartum haemorrhage, not elsewhere classified
- O68 Labour and delivery complicated by fetal stress [distress]
- O69 Labour and delivery complicated by umbilical cord complications
- O70 Perineal laceration during delivery
- O71 Other obstetric trauma
- O72 Postpartum haemorrhage
- O73 Retained placenta and membranes, without haemorrhage
- O74 Complications of anaesthesia during labour and delivery
- O75 Other complications of labour and delivery, not elsewhere classified

INTERNATIONAL CLASSIFICATION OF DISEASES

Delivery (O80-O84)

- O80 Single spontaneous delivery
- O81 Single delivery by forceps and vacuum extractor
- O82 Single delivery by caesarean section
- O83 Other assisted single delivery
- O84 Multiple delivery

Complications predominantly related to the puerperium (O85-O92)

- O85 Puerperal sepsis
- O86 Other puerperal infections
- O87 Venous complications in the puerperium
- O88 Obstetric embolism
- O89 Complications of anaesthesia during the puerperium
- O90 Complications of the puerperium, not elsewhere classified
- O91 Infections of breast associated with childbirth
- O92 Other disorders of breast and lactation associated with childbirth

Other obstetric conditions, not elsewhere classified (O94-O99)

- O94 Sequelae of complication of pregnancy, childbirth and the puerperium
- O95 Obstetric death of unspecified cause
- O96 Death from any obstetric cause occurring more than 42 days but less than one year after delivery
- O97 Death from sequelae of direct obstetric causes
- O98 Maternal infectious and parasitic diseases classifiable elsewhere but complicating pregnancy, childbirth and the puerperium
- O99 Other maternal diseases classifiable elsewhere but complicating pregnancy, childbirth and the puerperium

Chapter XVI

Certain conditions originating in the perinatal period (P00-P96)

Fetus and newborn affected by maternal factors and by complications of pregnancy, labour and delivery (P00-P04)

- P00 Fetus and newborn affected by maternal conditions that may be unrelated to present pregnancy
- P01 Fetus and newborn affected by maternal complications of pregnancy
- P02 Fetus and newborn affected by complications of placenta, cord and membranes
- P03 Fetus and newborn affected by other complications of labour and delivery
- P04 Fetus and newborn affected by noxious influences transmitted via placenta or breast milk

THREE-CHARACTER CATEGORIES

Disorders related to length of gestation and fetal growth (P05-P08)

- P05 Slow fetal growth and fetal malnutrition
- P07 Disorders related to short gestation and low birth weight, not elsewhere classified
- P08 Disorders related to long gestation and high birth weight

Birth trauma (P10-P15)

- P10 Intracranial laceration and haemorrhage due to birth injury
- P11 Other birth injuries to central nervous system
- P12 Birth injury to scalp
- P13 Birth injury to skeleton
- P14 Birth injury to peripheral nervous system
- P15 Other birth injuries

Respiratory and cardiovascular disorders specific to the perinatal period (P20-P29)

- P20 Intrauterine hypoxia
- P21 Birth asphyxia
- P22 Respiratory distress of newborn
- P23 Congenital pneumonia
- P24 Neonatal aspiration syndromes
- P25 Interstitial emphysema and related conditions originating in the perinatal period
- P26 Pulmonary haemorrhage originating in the perinatal period
- P27 Chronic respiratory disease originating in the perinatal period
- P28 Other respiratory conditions originating in the perinatal period
- P29 Cardiovascular disorders originating in the perinatal period

Infections specific to the perinatal period (P35-P39)

- P35 Congenital viral diseases
- P36 Bacterial sepsis of newborn
- P37 Other congenital infectious and parasitic diseases
- P38 Omphalitis of newborn with or without mild haemorrhage
- P39 Other infections specific to the perinatal period

Haemorrhagic and haematological disorders of fetus and newborn (P50-P61)

- P50 Fetal blood loss
- P51 Umbilical haemorrhage of newborn
- P52 Intracranial nontraumatic haemorrhage of fetus and newborn
- P53 Haemorrhagic disease of fetus and newborn
- P54 Other neonatal haemorrhages
- P55 Haemolytic disease of fetus and newborn
- P56 Hydrops fetalis due to haemolytic disease

INTERNATIONAL CLASSIFICATION OF DISEASES

- P57 Kernicterus
- P58 Neonatal jaundice due to other excessive haemolysis
- P59 Neonatal jaundice from other and unspecified causes
- P60 Disseminated intravascular coagulation of fetus and newborn
- P61 Other perinatal haematological disorders

Transitory endocrine and metabolic disorders specific to fetus and newborn (P70-P74)

- P70 Transitory disorders of carbohydrate metabolism specific to fetus and newborn
- P71 Transitory neonatal disorders of calcium and magnesium metabolism
- P72 Other transitory neonatal endocrine disorders
- P74 Other transitory neonatal electrolyte and metabolic disturbances

Digestive system disorders of fetus and newborn (P75-P78)

- P75* Meconium ileus
- P76 Other intestinal obstruction of newborn
- P77 Necrotizing enterocolitis of fetus and newborn
- P78 Other perinatal digestive system disorders

Conditions involving the integument and temperature regulation of fetus and newborn (P80-P83)

- P80 Hypothermia of newborn
- P81 Other disturbances of temperature regulation of newborn
- P83 Other conditions of integument specific to fetus and newborn

Other disorders originating in the perinatal period (P90-P96)

- P90 Convulsions of newborn
- P91 Other disturbances of cerebral status of newborn
- P92 Feeding problems of newborn
- P93 Reactions and intoxications due to drugs administered to fetus and newborn
- P94 Disorders of muscle tone of newborn
- P95 Fetal death of unspecified cause
- P96 Other conditions originating in the perinatal period

Chapter XVII

**Congenital malformations, deformations and chromosomal abnormalities
(Q00-Q99)**

Congenital malformations of the nervous system (Q00-Q07)

- Q00 Anencephaly and similar malformations
- Q01 Encephalocele
- Q02 Microcephaly
- Q03 Congenital hydrocephalus
- Q04 Other congenital malformations of brain
- Q05 Spina bifida
- Q06 Other congenital malformations of spinal cord
- Q07 Other congenital malformations of nervous system

Congenital malformations of eye, ear, face and neck (Q10-Q18)

- Q10 Congenital malformations of eyelid, lacrimal apparatus and orbit
- Q11 Anophthalmos, microphthalmos and macropthalmos
- Q12 Congenital lens malformations
- Q13 Congenital malformations of anterior segment of eye
- Q14 Congenital malformations of posterior segment of eye
- Q15 Other congenital malformations of eye
- Q16 Congenital malformations of ear causing impairment of hearing
- Q17 Other congenital malformations of ear
- Q18 Other congenital malformations of face and neck

Congenital malformations of the circulatory system (Q20-Q28)

- Q20 Congenital malformations of cardiac chambers and connections
- Q21 Congenital malformations of cardiac septa
- Q22 Congenital malformations of pulmonary and tricuspid valves
- Q23 Congenital malformations of aortic and mitral valves
- Q24 Other congenital malformations of the heart
- Q25 Congenital malformations of great arteries
- Q26 Congenital malformations of great veins
- Q27 Other congenital malformations of peripheral vascular system
- Q28 Other congenital malformations of circulatory system

INTERNATIONAL CLASSIFICATION OF DISEASES

Congenital malformations of the respiratory system (Q30-Q34)

- Q30 Congenital malformations of nose
- Q31 Congenital malformations of larynx
- Q32 Congenital malformations of trachea and bronchus
- Q33 Congenital malformations of lung
- Q34 Other congenital malformations of respiratory system

Cleft lip and cleft palate (Q35-Q37)

- Q35 Cleft palate
- Q36 Cleft lip
- Q37 Cleft palate with cleft lip

Other congenital malformations of the digestive system (Q38-Q45)

- Q38 Other congenital malformations of tongue, mouth and pharynx
- Q39 Congenital malformations of oesophagus
- Q40 Other congenital malformations of upper alimentary tract
- Q41 Congenital absence, atresia and stenosis of small intestine
- Q42 Congenital absence, atresia and stenosis of large intestine
- Q43 Other congenital malformations of intestine
- Q44 Congenital malformations of gallbladder, bile ducts and liver
- Q45 Other congenital malformations of digestive system

Congenital malformations of genital organs (Q50-Q56)

- Q50 Congenital malformations of ovaries, fallopian tubes and broad ligaments
- Q51 Congenital malformations of uterus and cervix
- Q52 Other congenital malformations of female genitalia
- Q53 Undescended testicle
- Q54 Hypospadias
- Q55 Other congenital malformations of male genital organs
- Q56 Indeterminate sex and pseudohermaphroditism

Congenital malformations of the urinary system (Q60-Q64)

- Q60 Renal agenesis and other reduction defects of kidney
- Q61 Cystic kidney disease
- Q62 Congenital obstructive defects of renal pelvis and congenital malformations of ureter
- Q63 Other congenital malformations of kidney
- Q64 Other congenital malformations of urinary system

THREE-CHARACTER CATEGORIES

Congenital malformations and deformations of the musculoskeletal system (Q65-Q79)

- Q65 Congenital deformities of hip
- Q66 Congenital deformities of feet
- Q67 Congenital musculoskeletal deformities of head, face, spine and chest
- Q68 Other congenital musculoskeletal deformities
- Q69 Polydactyly
- Q70 Syndactyly
- Q71 Reduction defects of upper limb
- Q72 Reduction defects of lower limb
- Q73 Reduction defects of unspecified limb
- Q74 Other congenital malformations of limb(s)
- Q75 Other congenital malformations of skull and face bones
- Q76 Congenital malformations of spine and bony thorax
- Q77 Osteochondrodysplasia with defects of growth of tubular bones and spine
- Q78 Other osteochondrodysplasias
- Q79 Congenital malformations of the musculoskeletal system, not elsewhere classified

Other congenital malformations (Q80-Q89)

- Q80 Congenital ichthyosis
- Q81 Epidermolysis bullosa
- Q82 Other congenital malformations of skin
- Q83 Congenital malformations of breast
- Q84 Other congenital malformations of integument
- Q85 Phakomatoses, not elsewhere classified
- Q86 Congenital malformation syndromes due to known exogenous causes, not elsewhere classified
- Q87 Other specified congenital malformation syndromes affecting multiple systems
- Q89 Other congenital malformations, not elsewhere classified

Chromosomal abnormalities, not elsewhere classified (Q90-Q99)

- Q90 Down's syndrome
- Q91 Edwards' syndrome and Patau's syndrome
- Q92 Other trisomies and partial trisomies of the autosomes, not elsewhere classified
- Q93 Monosomies and deletions from the autosomes, not elsewhere classified
- Q95 Balanced rearrangements and structural markers, not elsewhere classified
- Q96 Turner's syndrome
- Q97 Other sex chromosome abnormalities, female phenotype, not elsewhere classified
- Q98 Other sex chromosome abnormalities, male phenotype, not elsewhere classified
- Q99 Other chromosome abnormalities, not elsewhere classified

INTERNATIONAL CLASSIFICATION OF DISEASES

Chapter XVIII

Symptoms, signs and abnormal clinical and laboratory findings, not elsewhere classified (R00-R99)

Symptoms and signs involving the circulatory and respiratory systems (R00-R09)

- R00 Abnormalities of heart beat
- R01 Cardiac murmurs and other cardiac sounds
- R02 Gangrene, not elsewhere classified
- R03 Abnormal blood-pressure reading, without diagnosis
- R04 Haemorrhage from respiratory passages
- R05 Cough
- R06 Abnormalities of breathing
- R07 Pain in throat and chest
- R09 Other symptoms and signs involving the circulatory and respiratory systems

Symptoms and signs involving the digestive system and abdomen (R10-R19)

- R10 Abdominal and pelvic pain
- R11 Nausea and vomiting
- R12 Heartburn
- R13 Dysphagia
- R14 Flatulence and related conditions
- R15 Faecal incontinence
- R16 Hepatomegaly and splenomegaly, not elsewhere classified
- R17 Unspecified jaundice
- R18 Ascites
- R19 Other symptoms and signs involving the digestive system and abdomen

Symptoms and signs involving the skin and subcutaneous tissue (R20-R23)

- R20 Disturbances of skin sensation
- R21 Rash and other nonspecific skin eruption
- R22 Localized swelling, mass and lump of skin and subcutaneous tissue
- R23 Other skin changes

Symptoms and signs involving the nervous and musculoskeletal systems (R25-R29)

- R25 Abnormal involuntary movements
- R26 Abnormalities of gait and mobility
- R27 Other lack of coordination
- R29 Other symptoms and signs involving the nervous and musculoskeletal systems

THREE-CHARACTER CATEGORIES

Symptoms and signs involving the urinary system (R30-R39)

- R30 Pain associated with micturition
- R31 Unspecified haematuria
- R32 Unspecified urinary incontinence
- R33 Retention of urine
- R34 Anuria and oliguria
- R35 Polyuria
- R36 Urethral discharge
- R39 Other symptoms and signs involving the urinary system

Symptoms and signs involving cognition, perception, emotional state and behaviour (R40-R46)

- R40 Somnolence, stupor and coma
- R41 Other symptoms and signs involving cognitive functions and awareness
- R42 Dizziness and giddiness
- R43 Disturbances of smell and taste
- R44 Other symptoms and signs involving general sensations and perceptions
- R45 Symptoms and signs involving emotional state
- R46 Symptoms and signs involving appearance and behaviour

Symptoms and signs involving speech and voice (R47-R49)

- R47 Speech disturbances, not elsewhere classified
- R48 Dyslexia and other symbolic dysfunctions, not elsewhere classified
- R49 Voice disturbances

General symptoms and signs (R50-R69)

- R50 Fever of other and unknown origin
- R51 Headache
- R52 Pain, not elsewhere classified
- R53 Malaise and fatigue
- R54 Senility
- R55 Syncope and collapse
- R56 Convulsions, not elsewhere classified
- R57 Shock, not elsewhere classified
- R58 Haemorrhage, not elsewhere classified
- R59 Enlarged lymph nodes
- R60 Oedema, not elsewhere classified
- R61 Hyperhidrosis
- R62 Lack of expected normal physiological development

INTERNATIONAL CLASSIFICATION OF DISEASES

- R63 Symptoms and signs concerning food and fluid intake
- R64 Cachexia
- R68 Other general symptoms and signs
- R69 Unknown and unspecified causes of morbidity

Abnormal findings on examination of blood, without diagnosis (R70-R79)

- R70 Elevated erythrocyte sedimentation rate and abnormality of plasma viscosity
- R71 Abnormality of red blood cells
- R72 Abnormality of white blood cells, not elsewhere classified
- R73 Elevated blood glucose level
- R74 Abnormal serum enzyme levels
- R75 Laboratory evidence of human immunodeficiency virus [HIV]
- R76 Other abnormal immunological findings in serum
- R77 Other abnormalities of plasma proteins
- R78 Findings of drugs and other substances, not normally found in blood
- R79 Other abnormal findings of blood chemistry

Abnormal findings on examination of urine, without diagnosis (R80-R82)

- R80 Isolated proteinuria
- R81 Glycosuria
- R82 Other abnormal findings in urine

Abnormal findings on examination of other body fluids, substances and tissues, without diagnosis (R83-R89)

- R83 Abnormal findings in cerebrospinal fluid
- R84 Abnormal findings in specimens from respiratory organs and thorax
- R85 Abnormal findings in specimens from digestive organs and abdominal cavity
- R86 Abnormal findings in specimens from male genital organs
- R87 Abnormal findings in specimens from female genital organs
- R89 Abnormal findings in specimens from other organs, systems and tissues

Abnormal findings on diagnostic imaging and in function studies, without diagnosis (R90-R94)

- R90 Abnormal findings on diagnostic imaging of central nervous system
- R91 Abnormal findings on diagnostic imaging of lung
- R92 Abnormal findings on diagnostic imaging of breast
- R93 Abnormal findings on diagnostic imaging of other body structures
- R94 Abnormal results of function studies

THREE-CHARACTER CATEGORIES

Ill-defined and unknown causes of mortality (R95-R99)

- R95 Sudden infant death syndrome
- R96 Other sudden death, cause unknown
- R98 Unattended death
- R99 Other ill-defined and unspecified causes of mortality

Chapter XIX

Injury, poisoning and certain other consequences of external causes (S00-T98)

Injuries to the head (S00-S09)

- S00 Superficial injury of head
- S01 Open wound of head
- S02 Fracture of skull and facial bones
- S03 Dislocation, sprain and strain of joints and ligaments of head
- S04 Injury of cranial nerves
- S05 Injury of eye and orbit
- S06 Intracranial injury
- S07 Crushing injury of head
- S08 Traumatic amputation of part of head
- S09 Other and unspecified injuries of head

Injuries to the neck (S10-S19)

- S10 Superficial injury of neck
- S11 Open wound of neck
- S12 Fracture of neck
- S13 Dislocation, sprain and strain of joints and ligaments at neck level
- S14 Injury of nerves and spinal cord at neck level
- S15 Injury of blood vessels at neck level
- S16 Injury of muscle and tendon at neck level
- S17 Crushing injury of neck
- S18 Traumatic amputation at neck level
- S19 Other and unspecified injuries of neck

INTERNATIONAL CLASSIFICATION OF DISEASES

Injuries to the thorax (S20-S29)

- S20 Superficial injury of thorax
- S21 Open wound of thorax
- S22 Fracture of rib(s), sternum and thoracic spine
- S23 Dislocation, sprain and strain of joints and ligaments of thorax
- S24 Injury of nerves and spinal cord at thorax level
- S25 Injury of blood vessels of thorax
- S26 Injury of heart
- S27 Injury of other and unspecified intrathoracic organs
- S28 Crushing injury of thorax and traumatic amputation of part of thorax
- S29 Other and unspecified injuries of thorax

Injuries to the abdomen, lower back, lumbar spine and pelvis (S30-S39)

- S30 Superficial injury of abdomen, lower back and pelvis
- S31 Open wound of abdomen, lower back and pelvis
- S32 Fracture of lumbar spine and pelvis
- S33 Dislocation, sprain and strain of joints and ligaments of lumbar spine and pelvis
- S34 Injury of nerves and lumbar spinal cord at abdomen, lower back and pelvis level
- S35 Injury of blood vessels at abdomen, lower back and pelvis level
- S36 Injury of intra-abdominal organs
- S37 Injury of urinary and pelvic organs
- S38 Crushing injury and traumatic amputation of part of abdomen, lower back and pelvis
- S39 Other and unspecified injuries of abdomen, lower back and pelvis

Injuries to the shoulder and upper arm (S40-S49)

- S40 Superficial injury of shoulder and upper arm
- S41 Open wound of shoulder and upper arm
- S42 Fracture of shoulder and upper arm
- S43 Dislocation, sprain and strain of joints and ligaments of shoulder girdle
- S44 Injury of nerves at shoulder and upper arm level
- S45 Injury of blood vessels at shoulder and upper arm level
- S46 Injury of muscle and tendon at shoulder and upper arm level
- S47 Crushing injury of shoulder and upper arm
- S48 Traumatic amputation of shoulder and upper arm
- S49 Other and unspecified injuries of shoulder and upper arm

THREE-CHARACTER CATEGORIES

Injuries to the elbow and forearm (S50-S59)

- S50 Superficial injury of forearm
- S51 Open wound of forearm
- S52 Fracture of forearm
- S53 Dislocation, sprain and strain of joints and ligaments of elbow
- S54 Injury of nerves at forearm level
- S55 Injury of blood vessels at forearm level
- S56 Injury of muscle and tendon at forearm level
- S57 Crushing injury of forearm
- S58 Traumatic amputation of forearm
- S59 Other and unspecified injuries of forearm

Injuries to the wrist and hand (S60-S69)

- S60 Superficial injury of wrist and hand
- S61 Open wound of wrist and hand
- S62 Fracture at wrist and hand level
- S63 Dislocation, sprain and strain of joints and ligaments at wrist and hand level
- S64 Injury of nerves at wrist and hand level
- S65 Injury of blood vessels at wrist and hand level
- S66 Injury of muscle and tendon at wrist and hand level
- S67 Crushing injury of wrist and hand
- S68 Traumatic amputation of wrist and hand
- S69 Other and unspecified injuries of wrist and hand

Injuries to the hip and thigh (S70-S79)

- S70 Superficial injury of hip and thigh
- S71 Open wound of hip and thigh
- S72 Fracture of femur
- S73 Dislocation, sprain and strain of joint and ligaments of hip
- S74 Injury of nerves at hip and thigh level
- S75 Injury of blood vessels at hip and thigh level
- S76 Injury of muscle and tendon at hip and thigh level
- S77 Crushing injury of hip and thigh
- S78 Traumatic amputation of hip and thigh
- S79 Other and unspecified injuries of hip and thigh

INTERNATIONAL CLASSIFICATION OF DISEASES

Injuries to the knee and lower leg (S80-S89)

- S80 Superficial injury of lower leg
- S81 Open wound of lower leg
- S82 Fracture of lower leg, including ankle
- S83 Dislocation, sprain and strain of joints and ligaments of knee
- S84 Injury of nerves at lower leg level
- S85 Injury of blood vessels at lower leg level
- S86 Injury of muscle and tendon at lower leg level
- S87 Crushing injury of lower leg
- S88 Traumatic amputation of lower leg
- S89 Other and unspecified injuries of lower leg

Injuries to the ankle and foot (S90-S99)

- S90 Superficial injury of ankle and foot
- S91 Open wound of ankle and foot
- S92 Fracture of foot, except ankle
- S93 Dislocation, sprain and strain of joints and ligaments at ankle and foot level
- S94 Injury of nerves at ankle and foot level
- S95 Injury of blood vessels at ankle and foot level
- S96 Injury of muscle and tendon at ankle and foot level
- S97 Crushing injuries of ankle and foot
- S98 Traumatic amputation of ankle and foot
- S99 Other and unspecified injuries of ankle and foot

Injuries involving multiple body regions (T00-T07)

- T00 Superficial injuries involving multiple body regions
- T01 Open wounds involving multiple body regions
- T02 Fractures involving multiple body regions
- T03 Dislocations, sprains and strains involving multiple body regions
- T04 Crushing injuries involving multiple body regions
- T05 Traumatic amputations involving multiple body regions
- T06 Other injuries involving multiple body regions, not elsewhere classified
- T07 Unspecified multiple injuries

THREE-CHARACTER CATEGORIES

Injuries to unspecified part of trunk, limb or body region (T08-T14)

- T08 Fracture of spine, level unspecified
- T09 Other injuries of spine and trunk, level unspecified
- T10 Fracture of upper limb, level unspecified
- T11 Other injuries of upper limb, level unspecified
- T12 Fracture of lower limb, level unspecified
- T13 Other injuries of lower limb, level unspecified
- T14 Injury of unspecified of body

Effects of foreign body entering through natural orifice (T15-T19)

- T15 Foreign body on external eye
- T16 Foreign body in ear
- T17 Foreign body in respiratory tract
- T18 Foreign body in alimentary tract
- T19 Foreign body in genitourinary tract

Burns and corrosions (T20-T32)

Burns and corrosions of external body surface, specified by site (T20-T25)

- T20 Burn and corrosion of head and neck
- T21 Burn and corrosion of trunk
- T22 Burn and corrosion of shoulder and upper limb, except wrist and hand
- T23 Burn and corrosion of wrist and hand
- T24 Burn and corrosion of hip and lower limb, except ankle and foot
- T25 Burn and corrosion of ankle and foot

Burns and corrosions confined to eye and internal organs (T26-T28)

- T26 Burn and corrosion confined to eye and adnexa
- T27 Burn and corrosion of respiratory tract
- T28 Burn and corrosion of other internal organs

Burns and corrosions of multiple and unspecified body regions (T29-T32)

- T29 Burns and corrosions of multiple body regions
- T30 Burn and corrosion, body region unspecified
- T31 Burns classified according to extent of body surface involved
- T32 Corrosions classified according to extent of body surface involved

INTERNATIONAL CLASSIFICATION OF DISEASES

Frostbite (T33-T35)

- T33 Superficial frostbite
- T34 Frostbite with tissue necrosis
- T35 Frostbite involving multiple body regions and unspecified frostbite

Poisoning by drugs, medicaments and biological substances (T36-T50)

- T36 Poisoning by systemic antibiotics
- T37 Poisoning by other systemic anti-infectives and antiparasitics
- T38 Poisoning by hormones and their synthetic substitutes and antagonists, not elsewhere classified
- T39 Poisoning by nonopioid analgesics, antipyretics and antirheumatics
- T40 Poisoning by narcotics and psychodysleptics [hallucinogens]
- T41 Poisoning by anaesthetics and therapeutic gases
- T42 Poisoning by antiepileptic, sedative-hypnotic and antiparkinsonism drugs
- T43 Poisoning by psychotropic drugs, not elsewhere classified
- T44 Poisoning by drugs primarily affecting the autonomic nervous system
- T45 Poisoning by primarily systemic and haematological agents, not elsewhere classified
- T46 Poisoning by agents primarily affecting the cardiovascular system
- T47 Poisoning by agents primarily affecting the gastrointestinal system
- T48 Poisoning by agents primarily acting on smooth and skeletal muscles and the respiratory system
- T49 Poisoning by topical agents primarily affecting skin and mucous membrane, and by ophthalmological, otorhinolaryngological and dental drugs
- T50 Poisoning by diuretics and other and unspecified drugs, medicaments and biological substances

Toxic effects of substances chiefly nonmedicinal as to source (T51-T65)

- T51 Toxic effect of alcohol
- T52 Toxic effect of organic solvents
- T53 Toxic effect of halogen derivatives of aliphatic and aromatic hydrocarbons
- T54 Toxic effect of corrosive substances
- T55 Toxic effect of soaps and detergents
- T56 Toxic effect of metals
- T57 Toxic effect of other inorganic substances
- T58 Toxic effect of carbon monoxide
- T59 Toxic effect of other gases, fumes and vapours
- T60 Toxic effect of pesticides
- T61 Toxic effect of noxious substances eaten as seafood
- T62 Toxic effect of other noxious substances eaten as food
- T63 Toxic effect of contact with venomous animals

THREE-CHARACTER CATEGORIES

- T64 Toxic effect of aflatoxin and other mycotoxin food contaminants
- T65 Toxic effect of other and unspecified substances

Other and unspecified effects of external causes (T66-T78)

- T66 Unspecified effects of radiation
- T67 Effects of heat and light
- T68 Hypothermia
- T69 Other effects of reduced temperature
- T70 Effects of air pressure and water pressure
- T71 Asphyxiation
- T73 Effects of other deprivation
- T74 Maltreatment syndromes
- T75 Effects of other external causes
- T78 Adverse effects, not elsewhere classified

Certain early complications of trauma (T79)

- T79 Certain early complications of trauma, not elsewhere classified

Complications of surgical and medical care, not elsewhere classified (T80-T88)

- T80 Complications following infusion, transfusion and therapeutic injection
- T81 Complications of procedures, not elsewhere classified
- T82 Complications of cardiac and vascular prosthetic devices, implants and grafts
- T83 Complications of genitourinary devices, implants and grafts
- T84 Complications of internal orthopaedic prosthetic devices, implants and grafts
- T85 Complications of other internal prosthetic devices, implants and grafts
- T86 Failure and rejection of transplanted organs and tissues
- T87 Complications peculiar to reattachment and amputation
- T88 Other complications of surgical and medical care, not elsewhere classified

Sequelae of injuries, of poisoning and of other consequences of external causes (T90-T98)

- T90 Sequelae of injuries of head
- T91 Sequelae of injuries of neck and trunk
- T92 Sequelae of injuries of upper limb
- T93 Sequelae of injuries of lower limb
- T94 Sequelae of injuries involving multiple and unspecified body regions
- T95 Sequelae of burns, corrosions and frostbite
- T96 Sequelae of poisoning by drugs, medicaments and biological substances
- T97 Sequelae of toxic effects of substances chiefly nonmedicinal as to source
- T98 Sequelae of other and unspecified effects of external causes

INTERNATIONAL CLASSIFICATION OF DISEASES

Chapter XX

External causes of morbidity and mortality (V01-Y98)

Transport accidents (V01-V99)

Pedestrian injured in transport accident (V01-V09)

- V01 Pedestrian injured in collision with pedal cycle
- V02 Pedestrian injured in collision with two- or three-wheeled motor vehicle
- V03 Pedestrian injured in collision with car, pick-up truck or van
- V04 Pedestrian injured in collision with heavy transport vehicle or bus
- V05 Pedestrian injured in collision with railway train or railway vehicle
- V06 Pedestrian injured in collision with other nonmotor vehicle
- V09 Pedestrian injured in other and unspecified transport accidents

Pedal cyclist injured in transport accident (V10-V19)

- V10 Pedal cyclist injured in collision with pedestrian or animal
- V11 Pedal cyclist injured in collision with other pedal cycle
- V12 Pedal cyclist injured in collision with two-or three-wheeled motor vehicle
- V13 Pedal cyclist injured in collision with car, pick-up truck or van
- V14 Pedal cyclist injured in collision with heavy transport vehicle or bus
- V15 Pedal cyclist injured in collision with railway train or railway vehicle
- V16 Pedal cyclist injured in collision with other nonmotor vehicle
- V17 Pedal cyclist injured in collision with fixed or stationary object
- V18 Pedal cyclist injured in noncollision transport accident
- V19 Pedal cyclist injured in other and unspecified transport accidents

Motorcycle rider injured in transport accident (V20-V29)

- V20 Motorcycle rider injured in collision with pedestrian or animal
- V21 Motorcycle rider injured in collision with pedal cycle
- V22 Motorcycle rider injured in collision with two-or three-wheeled motor vehicle
- V23 Motorcycle rider injured in collision with car, pick-up truck or van
- V24 Motorcycle rider injured in collision with heavy transport vehicle or bus
- V25 Motorcycle rider injured in collision with railway train or railway vehicle
- V26 Motorcycle rider injured in collision with other nonmotor vehicle
- V27 Motorcycle rider injured in collision with fixed or stationary object
- V28 Motorcycle rider injured in noncollision transport accident
- V29 Motorcycle rider injured in other and unspecified transport accidents

THREE-CHARACTER CATEGORIES

Occupant of three-wheeled motor vehicle injured in transport accident (V30-V39)

- V30 Occupant of three-wheeled motor vehicle injured in collision with pedestrian or animal
- V31 Occupant of three-wheeled motor vehicle injured in collision with pedal cycle
- V32 Occupant of three-wheeled motor vehicle injured in collision with two-or three-wheeled motor vehicle
- V33 Occupant of three-wheeled motor vehicle injured in collision with car, pick-up truck or van
- V34 Occupant of three-wheeled motor vehicle injured in collision with heavy transport vehicle or bus
- V35 Occupant of three-wheeled motor vehicle injured in collision with railway train or railway vehicle
- V36 Occupant of three-wheeled motor vehicle injured in collision with other nonmotor vehicle
- V37 Occupant of three-wheeled motor vehicle injured in collision with fixed or stationary object
- V38 Occupant of three-wheeled motor vehicle injured in noncollision transport accident
- V39 Occupant of three-wheeled motor vehicle injured in other and unspecified transport accidents

Car occupant injured in transport accident (V40-V49)

- V40 Car occupant injured in collision with pedestrian or animal
- V41 Car occupant injured in collision with pedal cycle
- V42 Car occupant injured in collision with two-or three-wheeled motor vehicle
- V43 Car occupant injured in collision with car, pick-up truck or van
- V44 Car occupant injured in collision with heavy transport vehicle or bus
- V45 Car occupant injured in collision with railway train or railway vehicle
- V46 Car occupant injured in collision with other nonmotor vehicle
- V47 Car occupant injured in collision with fixed or stationary object
- V48 Car occupant injured in noncollision transport accident
- V49 Car occupant injured in other and unspecified transport accidents

Occupant of pick-up truck or van injured in transport accident (V50-V59)

- V50 Occupant of pick-up truck or van injured in collision with pedestrian or animal
- V51 Occupant of pick-up truck or van injured in collision with pedal cycle
- V52 Occupant of pick-up truck or van injured in collision with two-or three-wheeled motor vehicle
- V53 Occupant of pick-up truck or van injured in collision with car, pick-up truck or van
- V54 Occupant of pick-up truck or van injured in collision with heavy transport vehicle or bus
- V55 Occupant of pick-up truck or van injured in collision with railway train or railway vehicle
- V56 Occupant of pick-up truck or van injured in collision with other nonmotor vehicle
- V57 Occupant of pick-up truck or van injured in collision with fixed or stationary object

INTERNATIONAL CLASSIFICATION OF DISEASES

- V58 Occupant of pick-up truck or van injured in noncollision transport accident
- V59 Occupant of pick-up truck or van injured in other and unspecified transport accidents

Occupant of heavy transport vehicle injured in transport accident (V60-V69)

- V60 Occupant of heavy transport vehicle injured in collision with pedestrian or animal
- V61 Occupant of heavy transport vehicle injured in collision with pedal cycle
- V62 Occupant of heavy transport vehicle injured in collision with two-or three-wheeled motor vehicle
- V63 Occupant of heavy transport vehicle injured in collision with car, pick-up truck or van
- V64 Occupant of heavy transport vehicle injured in collision with heavy transport vehicle or bus
- V65 Occupant of heavy transport vehicle injured in collision with railway train or railway vehicle
- V66 Occupant of heavy transport vehicle injured in collision with other nonmotor vehicle
- V67 Occupant of heavy transport vehicle injured in collision with fixed or stationary object
- V68 Occupant of heavy transport vehicle injured in noncollision transport accident
- V69 Occupant of heavy transport vehicle injured in other and unspecified transport accidents

Bus occupant injured in transport accident (V70-V79)

- V70 Bus occupant injured in collision with pedestrian or animal
- V71 Bus occupant injured in collision with pedal cycle
- V72 Bus occupant injured in collision with two-or three-wheeled motor vehicle
- V73 Bus occupant injured in collision with car, pick-up truck or van
- V74 Bus occupant injured in collision with heavy transport vehicle or bus
- V75 Bus occupant injured in collision with railway train or railway vehicle
- V76 Bus occupant injured in collision with other nonmotor vehicle
- V77 Bus occupant injured in collision with fixed or stationary object
- V78 Bus occupant injured in noncollision transport accident
- V79 Bus occupant injured in other and unspecified transport accidents

Other land transport accidents (V80-V89)

- V80 Animal-rider or occupant of animal-drawn vehicle injured in transport accident
- V81 Occupant of railway train or railway vehicle injured in transport accident
- V82 Occupant of streetcar injured in transport accident
- V83 Occupant of special vehicle mainly used on industrial premises injured in transport accident
- V84 Occupant of special vehicle mainly used in agriculture injured in transport accident
- V85 Occupant of special construction vehicle injured in transport accident
- V86 Occupant of special all-terrain or other motor vehicles designed primarily for off-road use, injured in transport accident

THREE-CHARACTER CATEGORIES

- V87 Traffic accident of specified type but victim's mode of transport unknown
- V88 Nontraffic accident of specified type but victim's mode of transport unknown
- V89 Motor-or nonmotor-vehicle accident, type of vehicle unspecified

Water transport accidents (V90-V94)

- V90 Accident to watercraft causing drowning and submersion
- V91 Accident to watercraft causing other injury
- V92 Water-transport-related drowning and submersion without accident to watercraft
- V93 Accident on board watercraft without accident to watercraft, not causing drowning and submersion
- V94 Other and unspecified water transport accidents

Air and space transport accidents (V95-V97)

- V95 Accident to powered aircraft causing injury to occupant
- V96 Accident to nonpowered aircraft causing injury to occupant
- V97 Other specified air transport accidents

Other and unspecified transport accidents (V98-V99)

- V98 Other specified transport accidents
- V99 Unspecified transport accident

Other external causes of accidental injury (W00-X59)

Falls (W00-W19)

- W00 Fall on same level involving ice and snow
- W01 Fall on same level from slipping, tripping and stumbling
- W02 Fall involving ice-skates, skis, roller-skates or skateboards
- W03 Other fall on same level due to collision with, or pushing by, another person
- W04 Fall while being carried or supported by other persons
- W05 Fall involving wheelchair
- W06 Fall involving bed
- W07 Fall involving chair
- W08 Fall involving other furniture
- W09 Fall involving playground equipment
- W10 Fall on and from stairs and steps
- W11 Fall on and from ladder
- W12 Fall on and from scaffolding
- W13 Fall from, out of or through building or structure
- W14 Fall from tree
- W15 Fall from cliff

INTERNATIONAL CLASSIFICATION OF DISEASES

- W16 Diving or jumping into water causing injury other than drowning or submersion
- W17 Other fall from one level to another
- W18 Other fall on same level
- W19 Unspecified fall

Exposure to inanimate mechanical forces (W20-W49)

- W20 Struck by thrown, projected or falling object
- W21 Striking against or struck by sports equipment
- W22 Striking against or struck by other objects
- W23 Caught, crushed, jammed or pinched in or between objects
- W24 Contact with lifting and transmission devices, not elsewhere classified
- W25 Contact with sharp glass
- W26 Contact with knife, sword or dagger
- W27 Contact with nonpowered hand tool
- W28 Contact with powered lawnmower
- W29 Contact with other powered hand tools and household machinery
- W30 Contact with agricultural machinery
- W31 Contact with other and unspecified machinery
- W32 Handgun discharge
- W33 Rifle, shotgun and larger firearm discharge
- W34 Discharge from other and unspecified firearms
- W35 Explosion and rupture of boiler
- W36 Explosion and rupture of gas cylinder
- W37 Explosion and rupture of pressurized tire, pipe or hose
- W38 Explosion and rupture of other specified pressurized devices
- W39 Discharge of firework
- W40 Explosion of other materials
- W41 Exposure to high-pressure jet
- W42 Exposure to noise
- W43 Exposure to vibration
- W44 Foreign body entering into or through eye or natural orifice
- W45 Foreign body or object entering through skin
- W46 Contact with hypodermic needle
- W49 Exposure to other and unspecified inanimate mechanical forces

THREE-CHARACTER CATEGORIES

Exposure to animate mechanical forces (W50-W64)

- W50 Hit, struck, kicked, twisted, bitten or scratched by another person
- W51 Striking against or bumped into by another person
- W52 Crushed, pushed and stepped on by crowd or human stampede
- W53 Bitten by rat
- W54 Bitten or struck by dog
- W55 Bitten or struck by other mammals
- W56 Contact with marine animal
- W57 Bitten or stung by nonvenomous insects and other nonvenomous arthropods
- W58 Bitten or struck by crocodile or alligator
- W59 Bitten or crushed by other reptiles
- W60 Contact with plant thorns and spines and sharp leaves
- W64 Exposure to other and unspecified animate mechanical forces

Accidental drowning and submersion (W65-W74)

- W65 Drowning and submersion while in bath-tub
- W66 Drowning and submersion following fall into bath-tub
- W67 Drowning and submersion while in swimming-pool
- W68 Drowning and submersion following fall into swimming-pool
- W69 Drowning and submersion while in natural water
- W70 Drowning and submersion following fall into natural water
- W73 Other specified drowning and submersion
- W74 Unspecified drowning and submersion

Other accidental threats to breathing (W75-W84)

- W75 Accidental suffocation and strangulation in bed
- W76 Other accidental hanging and strangulation
- W77 Threat to breathing due to cave-in, falling earth and other substances
- W78 Inhalation of gastric contents
- W79 Inhalation and ingestion of food causing obstruction of respiratory tract
- W80 Inhalation and ingestion of other objects causing obstruction of respiratory tract
- W81 Confined to or trapped in a low oxygen-environment
- W83 Other specified threats to breathing
- W84 Unspecified threat to breathing

INTERNATIONAL CLASSIFICATION OF DISEASES

Exposure to electric current, radiation and extreme ambient air temperature and pressure (W85-W99)

- W85 Exposure to electric transmission lines
- W86 Exposure to other specified electric current
- W87 Exposure to unspecified electric current
- W88 Exposure to ionizing radiation
- W89 Exposure to man-made visible and ultraviolet light
- W90 Exposure to other nonionizing radiation
- W91 Exposure to unspecified type of radiation
- W92 Exposure to excessive heat of man-made origin
- W93 Exposure to excessive cold of man-made origin
- W94 Exposure to high and low air pressure and changes in air pressure
- W99 Exposure to other and unspecified man-made environmental factors

Exposure to smoke, fire and flames (X00-X09)

- X00 Exposure to uncontrolled fire in building or structure
- X01 Exposure to uncontrolled fire, not in building or structure
- X02 Exposure to controlled fire in building or structure
- X03 Exposure to controlled fire, not in building or structure
- X04 Exposure to ignition of highly flammable material
- X05 Exposure to ignition or melting of nightwear
- X06 Exposure to ignition or melting of other clothing and apparel
- X08 Exposure to other specified smoke, fire and flames
- X09 Exposure to unspecified smoke, fire and flames

Contact with heat and hot substances (X10-X19)

- X10 Contact with hot drinks, food, fats and cooking oils
- X11 Contact with hot tap-water
- X12 Contact with other hot fluids
- X13 Contact with steam and hot vapours
- X14 Contact with hot air and gases
- X15 Contact with hot household appliances
- X16 Contact with hot heating appliances, radiators and pipes
- X17 Contact with hot engines, machinery and tools
- X18 Contact with other hot metals
- X19 Contact with other and unspecified heat and hot substances

THREE-CHARACTER CATEGORIES

Contact with venomous animals and plants (X20-X29)

- X20 Contact with venomous snakes and lizards
- X21 Contact with venomous spiders
- X22 Contact with scorpions
- X23 Contact with hornets, wasps and bees
- X24 Contact with centipedes and venomous millipedes (tropical)
- X25 Contact with other venomous arthropods
- X26 Contact with venomous marine animals and plants
- X27 Contact with other specified venomous animals
- X28 Contact with other specified venomous plants
- X29 Contact with unspecified venomous animal or plant

Exposure to forces of nature (X30-X39)

- X30 Exposure to excessive natural heat
- X31 Exposure to excessive natural cold
- X32 Exposure to sunlight
- X33 Victim of lightning
- X34 Victim of earthquake
- X35 Victim of volcanic eruption
- X36 Victim of avalanche, landslide and other earth movements
- X37 Victim of cataclysmic storm
- X38 Victim of flood
- X39 Exposure to other and unspecified forces of nature

Accidental poisoning by and exposure to noxious substances (X40-X49)

- X40 Accidental poisoning by and exposure to nonopioid analgesics, antipyretics and antirheumatics
- X41 Accidental poisoning by and exposure to antiepileptic, sedative-hypnotic, antiparkinsonism and psychotropic drugs, not elsewhere classified
- X42 Accidental poisoning by and exposure to narcotics and psychodysleptics [hallucinogens], not elsewhere classified
- X43 Accidental poisoning by and exposure to other drugs acting on the autonomic nervous system
- X44 Accidental poisoning by and exposure to other and unspecified drugs, medicaments and biological substances
- X45 Accidental poisoning by and exposure to alcohol
- X46 Accidental poisoning by and exposure to organic solvents and halogenated hydrocarbons and their vapours
- X47 Accidental poisoning by and exposure to other gases and vapours
- X48 Accidental poisoning by and exposure to pesticides
- X49 Accidental poisoning by and exposure to other and unspecified chemicals and noxious substances

INTERNATIONAL CLASSIFICATION OF DISEASES

Overexertion, travel and privation (X50-X57)

- X50 Overexertion and strenuous or repetitive movements
- X51 Travel and motion
- X52 Prolonged stay in weightless environment
- X53 Lack of food
- X54 Lack of water
- X57 Unspecified privation

Accidental exposure to other and unspecified factors (X58-X59)

- X58 Exposure to other specified factors
- X59 Exposure to unspecified factor

Intentional self-harm (X60-X84)

- X60 Intentional self-poisoning by and exposure to nonopioid analgesics, antipyretics and antirheumatics
- X61 Intentional self-poisoning by and exposure to antiepileptic, sedative-hypnotic, antiparkinsonism and psychotropic drugs, not elsewhere classified
- X62 Intentional self-poisoning by and exposure to narcotics and psychodysleptics [hallucinogens], not elsewhere classified
- X63 Intentional self-poisoning by and exposure to other drugs acting on the autonomic nervous system
- X64 Intentional self-poisoning by and exposure to other and unspecified drugs, medicaments and biological substances
- X65 Intentional self-poisoning by and exposure to alcohol
- X66 Intentional self-poisoning by and exposure to organic solvents and halogenated hydrocarbons and their vapours
- X67 Intentional self-poisoning by and exposure to other gases and vapours
- X68 Intentional self-poisoning by and exposure to pesticides
- X69 Intentional self-poisoning by and exposure to other and unspecified chemicals and noxious substances
- X70 Intentional self-harm by hanging, strangulation and suffocation
- X71 Intentional self-harm by drowning and submersion
- X72 Intentional self-harm by handgun discharge
- X73 Intentional self-harm by rifle, shotgun and larger firearm discharge
- X74 Intentional self-harm by other and unspecified firearm discharge
- X75 Intentional self-harm by explosive material
- X76 Intentional self-harm by smoke, fire and flames
- X77 Intentional self-harm by steam, hot vapours and hot objects
- X78 Intentional self-harm by sharp object
- X79 Intentional self-harm by blunt object

THREE-CHARACTER CATEGORIES

- X80 Intentional self-harm by jumping from a high place
- X81 Intentional self-harm by jumping or lying before moving object
- X82 Intentional self-harm by crashing of motor vehicle
- X83 Intentional self-harm by other specified means
- X84 Intentional self-harm by unspecified means

Assault (X85-Y09)

- X85 Assault by drugs, medicaments and biological substances
- X86 Assault by corrosive substance
- X87 Assault by pesticides
- X88 Assault by gases and vapours
- X89 Assault by other specified chemicals and noxious substances
- X90 Assault by unspecified chemical or noxious substance
- X91 Assault by hanging, strangulation and suffocation
- X92 Assault by drowning and submersion
- X93 Assault by handgun discharge
- X94 Assault by rifle, shotgun and larger firearm discharge
- X95 Assault by other and unspecified firearm discharge
- X96 Assault by explosive material
- X97 Assault by fire and flames
- X98 Assault by steam, hot vapours and hot objects
- X99 Assault by sharp object
- Y00 Assault by blunt object
- Y01 Assault by pushing from high place
- Y02 Assault by pushing or placing victim before moving object
- Y03 Assault by crashing of motor vehicle
- Y04 Assault by bodily force
- Y05 Sexual assault by bodily force
- Y06 Neglect and abandonment
- Y07 Other maltreatment syndromes
- Y08 Assault by other specified means
- Y09 Assault by unspecified means

INTERNATIONAL CLASSIFICATION OF DISEASES

Event of undetermined intent (Y10-Y34)

- Y10 Poisoning by and exposure to nonopioid analgesics, antipyretics and antirheumatics, undetermined intent
- Y11 Poisoning by and exposure to antiepileptic, sedative-hypnotic, antiparkinsonism and psychotropic drugs, not elsewhere classified, undetermined intent
- Y12 Poisoning by and exposure to narcotics and psychodysleptics [hallucinogens], not elsewhere classified, undetermined intent
- Y13 Poisoning by and exposure to other drugs acting on the autonomic nervous system, undetermined intent
- Y14 Poisoning by and exposure to other and unspecified drugs, medicaments and biological substances, undetermined intent
- Y15 Poisoning by and exposure to alcohol, undetermined intent
- Y16 Poisoning by and exposure to organic solvents and halogenated hydrocarbons and their vapours, undetermined intent
- Y17 Poisoning by and exposure to other gases and vapours, undetermined intent
- Y18 Poisoning by and exposure to pesticides, undetermined intent
- Y19 Poisoning by and exposure to other and unspecified chemicals and noxious substances, undetermined intent
- Y20 Hanging, strangulation and suffocation, undetermined intent
- Y21 Drowning and submersion, undetermined intent
- Y22 Handgun discharge, undetermined intent
- Y23 Rifle, shotgun and larger firearm discharge, undetermined intent
- Y24 Other and unspecified firearm discharge, undetermined intent
- Y25 Contact with explosive material, undetermined intent
- Y26 Exposure to smoke, fire and flames, undetermined intent
- Y27 Contact with steam, hot vapours and hot objects, undetermined intent
- Y28 Contact with sharp object, undetermined intent
- Y29 Contact with blunt object, undetermined intent
- Y30 Falling, jumping or pushed from a high place, undetermined intent
- Y31 Falling, lying or running before or into moving object, undetermined intent
- Y32 Crashing of motor vehicle, undetermined intent
- Y33 Other specified events, undetermined intent
- Y34 Unspecified event, undetermined intent

Legal intervention and operations of war (Y35-Y36)

- Y35 Legal intervention
- Y36 Operations of war

Complications of medical and surgical care (Y40-Y84)

Drugs, medicaments and biological substances causing adverse effects in therapeutic use (Y40-Y59)

- Y40 Systemic antibiotics
- Y41 Other systemic anti-infectives and antiparasitics
- Y42 Hormones, and their synthetic substitutes and antagonists, not elsewhere classified
- Y43 Primarily systemic agents
- Y44 Agents primarily affecting blood constituents
- Y45 Analgesics, antipyretics and anti-inflammatory drugs
- Y46 Antiepileptics and antiparkinsonism drugs
- Y47 Sedatives, hypnotics and antianxiety drugs
- Y48 Anaesthetics and therapeutic gases
- Y49 Psychotropic drugs, not elsewhere classified
- Y50 Central nervous system stimulants, not elsewhere classified
- Y51 Drugs primarily affecting the autonomic nervous system
- Y52 Agents primarily affecting the cardiovascular system
- Y53 Agents primarily affecting the gastrointestinal system
- Y54 Agents primarily affecting water-balance and mineral and uric acid metabolism
- Y55 Agents primarily acting on smooth and skeletal muscles and the respiratory system
- Y56 Topical agents primarily affecting skin and mucous membrane and ophthalmological, otorhinolaryngological and dental drugs
- Y57 Other and unspecified drugs and medicaments
- Y58 Bacterial vaccines
- Y59 Other and unspecified vaccines and biological substances

Misadventures to patients during surgical and medical care (Y60-Y69)

- Y60 Unintentional cut, puncture, perforation or haemorrhage during surgical and medical care
- Y61 Foreign object accidentally left in body during surgical and medical care
- Y62 Failure of sterile precautions during surgical and medical care
- Y63 Failure in dosage during surgical and medical care
- Y64 Contaminated medical or biological substances
- Y65 Other misadventures during surgical and medical care
- Y66 Nonadministration of surgical and medical care
- Y69 Unspecified misadventure during surgical and medical care

INTERNATIONAL CLASSIFICATION OF DISEASES

Medical devices associated with adverse incidents in diagnostic and therapeutic use (Y70-Y82)

- Y70 Anaesthesiology devices associated with adverse incidents
- Y71 Cardiovascular devices associated with adverse incidents
- Y72 Otorhinolaryngological devices associated with adverse incidents
- Y73 Gastroenterology and urology devices associated with adverse incidents
- Y74 General hospital and personal-use devices associated with adverse incidents
- Y75 Neurological devices associated with adverse incidents
- Y76 Obstetric and gynaecological devices associated with adverse incidents
- Y77 Ophthalmic devices associated with adverse incidents
- Y78 Radiological devices associated with adverse incidents
- Y79 Orthopaedic devices associated with adverse incidents
- Y80 Physical medicine devices associated with adverse incidents
- Y81 General-and plastic-surgery devices associated with adverse incidents
- Y82 Other and unspecified medical devices associated with adverse incidents

Surgical and other medical procedures as the cause of abnormal reaction of the patient, or of later complication, without mention of misadventure at the time of the procedure (Y83-Y84)

- Y83 Surgical operation and other surgical procedures as the cause of abnormal reaction of the patient, or of later complication, without mention of misadventure at the time of procedure
- Y84 Other medical procedures as the cause of abnormal reaction of the patient, or of later complication, without mention of misadventure at the time of the procedure

Sequelae of external causes of morbidity and mortality (Y85-Y89)

- Y85 Sequelae of transport accidents
- Y86 Sequelae of other accidents
- Y87 Sequelae of intentional self-harm, assault and events of undetermined intent
- Y88 Sequelae of surgical and medical care as external cause
- Y89 Sequelae of other external causes

Supplementary factors related to causes of morbidity and mortality classified elsewhere (Y90-Y98)

- Y90 Evidence of alcohol involvement determined by blood alcohol level
- Y91 Evidence of alcohol involvement determined by level of intoxication
- Y95 Nosocomial condition
- Y96 Work-related condition
- Y97 Environmental-pollution-related condition
- Y98 Lifestyle-related condition

Chapter XXI

**Factors influencing health status and contact with health services
(Z00-Z99)**

Persons encountering health services for examination and investigation (Z00-Z13)

- Z00 General examination and investigation of persons without complaint and reported diagnosis
- Z01 Other special examinations and investigations of persons without complaint and reported diagnosis
- Z02 Examination and encounter for administrative purposes
- Z03 Medical observation and evaluation for suspected diseases and conditions
- Z04 Examination and observation for other reasons
- Z08 Follow-up examination after treatment for malignant neoplasms
- Z09 Follow-up examination after treatment for conditions other than malignant neoplasms
- Z10 Routine general health check-up of defined subpopulation
- Z11 Special screening examination for infectious and parasitic diseases
- Z12 Special screening examination for neoplasms
- Z13 Special screening examination for other diseases and disorders

Persons with potential health hazards related to communicable diseases (Z20-Z29)

- Z20 Contact with and exposure to communicable diseases
- Z21 Asymptomatic human immunodeficiency virus [HIV] infection status
- Z22 Carrier of infectious disease
- Z23 Need for immunization against single bacterial diseases
- Z24 Need for immunization against certain single viral diseases
- Z25 Need for immunization against other single viral diseases
- Z26 Need for immunization against other single infectious diseases
- Z27 Need for immunization against combinations of infectious diseases
- Z28 Immunization not carried out
- Z29 Need for other prophylactic measures

Persons encountering health services in circumstances related to reproduction (Z30-Z39)

- Z30 Contraceptive management
- Z31 Procreative management
- Z32 Pregnancy examination and test
- Z33 Pregnant state, incidental
- Z34 Supervision of normal pregnancy
- Z35 Supervision of high-risk pregnancy
- Z36 Antenatal screening

INTERNATIONAL CLASSIFICATION OF DISEASES

- Z37 Outcome of delivery
- Z38 Liveborn infants according to place of birth
- Z39 Postpartum care and examination

Persons encountering health services for specific procedures and health care (Z40-Z54)

- Z40 Prophylactic surgery
- Z41 Procedures for purposes other than remedying health state
- Z42 Follow-up care involving plastic surgery
- Z43 Attention to artificial openings
- Z44 Fitting and adjustment of external prosthetic device
- Z45 Adjustment and management of implanted device
- Z46 Fitting and adjustment of other devices
- Z47 Other orthopaedic follow-up care
- Z48 Other surgical follow-up care
- Z49 Care involving dialysis
- Z50 Care involving use of rehabilitation procedures
- Z51 Other medical care
- Z52 Donors of organs and tissues
- Z53 Persons encountering health services for specific procedures, not carried out
- Z54 Convalescence

Persons with potential health hazards related to socioeconomic and psychosocial circumstances (Z55-Z65)

- Z55 Problems related to education and literacy
- Z56 Problems related to employment and unemployment
- Z57 Occupational exposure to risk-factors
- Z58 Problems related to physical environment
- Z59 Problems related to housing and economic circumstances
- Z60 Problems related to social environment
- Z61 Problems related to negative life events in childhood
- Z62 Other problems related to upbringing
- Z63 Other problems related to primary support group, including family circumstances
- Z64 Problems related to certain psychosocial circumstances
- Z65 Problems related to other psychosocial circumstances

THREE-CHARACTER CATEGORIES

Persons encountering health services in other circumstances (Z70-Z76)

- Z70 Counselling related to sexual attitude, behaviour and orientation
- Z71 Persons encountering health services for other counselling and medical advice, not elsewhere classified
- Z72 Problems related to lifestyle
- Z73 Problems related to life-management difficulty
- Z74 Problems related to care-provider dependency
- Z75 Problems related to medical facilities and other health care
- Z76 Persons encountering health services in other circumstances

Persons with potential health hazards related to family and personal history and certain conditions influencing health status (Z80-Z99)

- Z80 Family history of malignant neoplasm
- Z81 Family history of mental and behavioural disorders
- Z82 Family history of certain disabilities and chronic diseases leading to disablement
- Z83 Family history of other specific disorders
- Z84 Family history of other conditions
- Z85 Personal history of malignant neoplasm
- Z86 Personal history of certain other diseases
- Z87 Personal history of other diseases and conditions
- Z88 Personal history of allergy to drugs, medicaments and biological substances
- Z89 Acquired absence of limb
- Z90 Acquired absence of organs, not elsewhere classified
- Z91 Personal history of risk-factors, not elsewhere classified
- Z92 Personal history of medical treatment
- Z93 Artificial opening status
- Z94 Transplanted organ and tissue status
- Z95 Presence of cardiac and vascular implants and grafts
- Z96 Presence of other functional implants
- Z97 Presence of other devices
- Z98 Other postsurgical states
- Z99 Dependence on enabling machines and devices, not elsewhere classified

**TABULAR LIST OF INCLUSIONS AND
FOUR-CHARACTER SUBCATEGORIES**

CHAPTER I

Certain infectious and parasitic diseases (A00-B99)

Includes: diseases generally recognized as communicable or transmissible

Excludes: carrier or suspected carrier of infectious disease (Z22.-)
certain localized infections - see body system-related chapters
infectious and parasitic diseases complicating pregnancy, childbirth and the puerperium [except obstetrical tetanus] (O98.-)
infectious and parasitic diseases specific to the perinatal period [except tetanus neonatorum, congenital syphilis, perinatal gonococcal infection and perinatal human immunodeficiency virus [HIV] disease] (P35-P39)
influenza and other acute respiratory infections (J00-J22)

This chapter contains the following blocks:

A00-A09	Intestinal infectious diseases
A15-A19	Tuberculosis
A20-A28	Certain zoonotic bacterial diseases
A30-A49	Other bacterial diseases
A50-A64	Infections with a predominantly sexual mode of transmission
A65-A69	Other spirochaetal diseases
A70-A74	Other diseases caused by chlamydiae
A75-A79	Rickettsioses
A80-A89	Viral infections of the central nervous system
A90-A99	Arthropod-borne viral fevers and viral haemorrhagic fevers
B00-B09	Viral infections characterized by skin and mucous membrane lesions
B15-B19	Viral hepatitis
B20-B24	Human immunodeficiency virus [HIV] disease
B25-B34	Other viral diseases
B35-B49	Mycoses
B50-B64	Protozoal diseases
B65-B83	Helminthiases
B85-B89	Pediculosis, acariasis and other infestations
B90-B94	Sequelae of infectious and parasitic diseases
B95-B97	Bacterial, viral and other infectious agents
B99	Other infectious diseases

**Intestinal infectious diseases
(A00-A09)**

- A00** **Cholera**
- A00.0** **Cholera due to *Vibrio cholerae* 01, biovar cholerae**
Classical cholera
- A00.1** **Cholera due to *Vibrio cholerae* 01, biovar eltor**
Cholera eltor
- A00.9** **Cholera, unspecified**
- A01** **Typhoid and paratyphoid fevers**
- A01.0** **Typhoid fever**
Infection due to *Salmonella typhi*
- A01.1** **Paratyphoid fever A**
- A01.2** **Paratyphoid fever B**
- A01.3** **Paratyphoid fever C**
- A01.4** **Paratyphoid fever, unspecified**
Infection due to *Salmonella paratyphi* NOS
- A02** **Other salmonella infections**
Includes: infection or foodborne intoxication due to any *Salmonella* species
other than *S. typhi* and *S. paratyphi*
- A02.0** **Salmonella enteritis**
Salmonellosis
- A02.1** **Salmonella septicaemia**

- A02.2** **Localized salmonella infections**
Salmonella:
- arthritis† (M01.3*)
 - meningitis† (G01*)
 - osteomyelitis† (M90.2*)
 - pneumonia† (J17.0*)
 - renal tubulo-interstitial disease† (N16.0*)

A02.8 **Other specified salmonella infections**

A02.9 **Salmonella infection, unspecified**

A03 **Shigellosis**

- A03.0** **Shigellosis due to *Shigella dysenteriae***
Group A shigellosis [Shiga-Kruse dysentery]

- A03.1** **Shigellosis due to *Shigella flexneri***
Group B shigellosis

- A03.2** **Shigellosis due to *Shigella boydii***
Group C shigellosis

- A03.3** **Shigellosis due to *Shigella sonnei***
Group D shigellosis

A03.8 **Other shigellosis**

- A03.9** **Shigellosis, unspecified**
Bacillary dysentery NOS

A04 **Other bacterial intestinal infections**

Excludes: foodborne intoxications, elsewhere classified
tuberculous enteritis (A18.3)

- A04.0** **Enteropathogenic *Escherichia coli* infection**

- A04.1** **Enterotoxigenic *Escherichia coli* infection**

- A04.2** **Enteroinvasive *Escherichia coli* infection**

INTERNATIONAL CLASSIFICATION OF DISEASES

- A04.3** **Enterohaemorrhagic *Escherichia coli* infection**
- A04.4** **Other intestinal *Escherichia coli* infections**
Escherichia coli enteritis NOS
- A04.5** **Campylobacter enteritis**
- A04.6** **Enteritis due to *Yersinia enterocolitica***
Excludes: extraintestinal yersiniosis (A28.2)
- A04.7** **Enterocolitis due to *Clostridium difficile***
Foodborne intoxication by *Clostridium difficile*
Pseudomembranous colitis
- A04.8** **Other specified bacterial intestinal infections**
- A04.9** **Bacterial intestinal infection, unspecified**
Bacterial enteritis NOS
- A05** **Other bacterial foodborne intoxications, not elsewhere classified**
Excludes: *Escherichia coli* infection (A04.0-A04.4)
 listeriosis (A32.-)
 salmonella foodborne intoxication and infection (A02.-)
 toxic effect of noxious foodstuffs (T61-T62)
- A05.0** **Foodborne staphylococcal intoxication**
- A05.1** **Botulism**
Classical foodborne intoxication due to *Clostridium botulinum*
- A05.2** **Foodborne *Clostridium perfringens* [*Clostridium welchii*] intoxication**
Enteritis necroticans
Pig-bel
- A05.3** **Foodborne *Vibrio parahaemolyticus* intoxication**
- A05.4** **Foodborne *Bacillus cereus* intoxication**
- A05.8** **Other specified bacterial foodborne intoxications**
- A05.9** **Bacterial foodborne intoxication, unspecified**

A06

Amoebiasis

Includes: infection due to *Entamoeba histolytica*

Excludes: other protozoal intestinal diseases (A07.-)

A06.0

Acute amoebic dysentery

Acute amoebiasis
Intestinal amoebiasis NOS

A06.1

Chronic intestinal amoebiasis

A06.2

Amoebic nondysenteric colitis

A06.3

Amoeboma of intestine

Amoeboma NOS

A06.4

Amoebic liver abscess

Hepatic amoebiasis

A06.5†

Amoebic lung abscess (J99.8*)

Amoebic abscess of lung (and liver)

A06.6†

Amoebic brain abscess (G07*)

Amoebic abscess of brain (and liver)(and lung)

A06.7

Cutaneous amoebiasis

A06.8

Amoebic infection of other sites

Amoebic:

- appendicitis
- balanitis† (N51.2*)

A06.9

Amoebiasis, unspecified

A07

Other protozoal intestinal diseases

A07.0

Balantidiasis

Balantidial dysentery

A07.1

Giardiasis [lambliasis]

INTERNATIONAL CLASSIFICATION OF DISEASES

A07.2 **Cryptosporidiosis**

A07.3 **Isosporiasis**
Infection due to *Isospora belli* and *Isospora hominis*
Intestinal coccidiosis
Isosporosis

A07.8 **Other specified protozoal intestinal diseases**
Intestinal trichomoniasis
Sarcocystosis
Sarcosporidiosis

A07.9 **Protozoal intestinal disease, unspecified**
Flagellate diarrhoea
Protozoal:
• colitis
• diarrhoea
• dysentery

A08

Viral and other specified intestinal infections
Excludes: influenza with involvement of gastrointestinal tract (J09, J10.8, J11.8)

A08.0 **Rotaviral enteritis**

A08.1 **Acute gastroenteropathy due to Norwalk agent**
Small round structured virus enteritis

A08.2 **Adenoviral enteritis**

A08.3 **Other viral enteritis**

A08.4 **Viral intestinal infection, unspecified**
Viral:
• enteritis NOS
• gastroenteritis NOS
• gastroenteropathy NOS

A08.5 **Other specified intestinal infections**

A09

Other gastroenteritis and colitis of infectious and unspecified origin

Excludes: due to bacterial, protozoal, viral and other specified infectious agents (A00-A08)

noninfective (*see* noninfectious) diarrhoea (K52.9)

- neonatal (P78.3)

A09.0

Other and unspecified gastroenteritis and colitis of infectious origin

Catarrh, enteric or intestinal

Diarrhoea:

- acute bloody
- acute haemorrhagic
- acute watery
- dysenteric
- epidemic

Infectious or septic:

- colitis
 - enteritis
 - gastroenteritis
- } NOS haemorrhagic

Infectious diarrhoea NOS

A09.9

Gastroenteritis and colitis of unspecified origin

Tuberculosis

(A15-A19)

Includes: infections due to *Mycobacterium tuberculosis* and *Mycobacterium bovis*

Excludes: congenital tuberculosis (P37.0)
pneumoconiosis associated with tuberculosis (J65)
sequelae of tuberculosis (B90.-)
silicotuberculosis (J65)

A15

Respiratory tuberculosis, bacteriologically and histologically confirmed

INTERNATIONAL CLASSIFICATION OF DISEASES

A15.0 Tuberculosis of lung, confirmed by sputum microscopy with or without culture

Tuberculous:

- bronchiectasis
 - fibrosis of lung
 - pneumonia
 - pneumothorax
- } confirmed by sputum microscopy with or without culture

A15.1 Tuberculosis of lung, confirmed by culture only

Conditions listed in A15.0, confirmed by culture only

A15.2 Tuberculosis of lung, confirmed histologically

Conditions listed in A15.0, confirmed histologically

A15.3 Tuberculosis of lung, confirmed by unspecified means

Conditions listed in A15.0, confirmed but unspecified whether bacteriologically or histologically

A15.4 Tuberculosis of intrathoracic lymph nodes, confirmed bacteriologically and histologically

Tuberculosis of lymph nodes:

- hilar
 - mediastinal
 - tracheobronchial
- } confirmed bacteriologically and histologically

Excludes: specified as primary (A15.7)

A15.5 Tuberculosis of larynx, trachea and bronchus, confirmed bacteriologically and histologically

Tuberculosis of:

- bronchus
 - glottis
 - larynx
 - trachea
- } confirmed bacteriologically and histologically

A15.6 Tuberculous pleurisy, confirmed bacteriologically and histologically

Tuberculosis of pleura } confirmed bacteriologically and
Tuberculous empyema } histologically

Excludes: in primary respiratory tuberculosis, confirmed bacteriologically and histologically (A15.7)

A15.7 Primary respiratory tuberculosis, confirmed bacteriologically and histologically

A15.8 Other respiratory tuberculosis, confirmed bacteriologically and histologically

Mediastinal tuberculosis Nasopharyngeal tuberculosis Tuberculosis of: <ul style="list-style-type: none"> • nose • sinus [any nasal] 	}	confirmed bacteriologically and histologically
---	---	---

A15.9 Respiratory tuberculosis unspecified, confirmed bacteriologically and histologically

A16 Respiratory tuberculosis, not confirmed bacteriologically or histologically
INCLUDES: 5TH DIGIT TO IDENTIFY TUBERCULOSIS NOT QUALIFIED AS RESPIRATORY OR PULMONARY

A16.0 Tuberculosis of lung, bacteriologically and histologically negative

Tuberculosis: <ul style="list-style-type: none"> • bronchiectasis • fibrosis of lung • pneumonia • pneumothorax 	}	bacteriologically and histologically negative
--	---	--

A16.1 Tuberculosis of lung, bacteriological and histological examination not done
 Conditions listed in A16.0, bacteriological and histological examination not done

A16.2 Tuberculosis of lung, without mention of bacteriological or histological confirmation

Tuberculosis of lung Tuberculosis: <ul style="list-style-type: none"> • bronchiectasis • fibrosis of lung • pneumonia • pneumothorax 	}	NOS (without mention of bacteriological or histological confirmation)
--	---	---

A16.3 Tuberculosis of intrathoracic lymph nodes, without mention of bacteriological or histological confirmation
Tuberculosis of lymph nodes:

- hilar
- intrathoracic
- mediastinal
- tracheobronchial

} NOS (without mention of bacteriological or histological confirmation)

Excludes: when specified as primary (A16.7)

A16.4 Tuberculosis of larynx, trachea and bronchus, without mention of bacteriological or histological confirmation
Tuberculosis of:

- bronchus
- glottis
- larynx
- trachea

} NOS (without mention of bacteriological or histological confirmation)

A16.5 Tuberculous pleurisy, without mention of bacteriological or histological confirmation
Tuberculosis of pleura }
Tuberculous: } NOS (without mention of bacteriological or histological confirmation)

- empyema
- pleurisy

Excludes: in primary respiratory tuberculosis (A16.7)

A16.7 Primary respiratory tuberculosis without mention of bacteriological or histological confirmation
Primary:

- respiratory tuberculosis NOS
- tuberculous complex

A16.8 Other respiratory tuberculosis, without mention of bacteriological or histological confirmation
Mediastinal tuberculosis }
Nasopharyngeal tuberculosis }
Tuberculosis of: } NOS (without mention of bacteriological or histological confirmation)

- nose
- sinus [any nasal]

A16.9 Respiratory tuberculosis unspecified, without mention of bacteriological or histological confirmation

Respiratory tuberculosis NOS
Tuberculosis NOS

A16.90 Tuberculosis NOS

A17† Tuberculosis of nervous system

A17.0† Tuberculous meningitis (G01*)

Tuberculosis of meninges (cerebral) (spinal)
Tuberculous leptomeningitis

A17.1† Meningeal tuberculoma (G07*)

Tuberculoma of meninges

A17.8† Other tuberculosis of nervous system

Tuberculoma } of { brain (G07*)
Tuberculosis } { spinal cord (G07*)

Tuberculous:

- abscess of brain (G07*)
- meningoencephalitis (G05.0*)
- myelitis (G05.0*)
- polyneuropathy (G63.0*)

A17.9† Tuberculosis of nervous system, unspecified (G99.8*)

A18 Tuberculosis of other organs

A18.0† Tuberculosis of bones and joints

Tuberculosis of:

- hip (M01.1*)
- knee (M01.1*)
- vertebral column (M49.0*)

Tuberculous:

- arthritis (M01.1*)
- mastoiditis (H75.0*)
- necrosis of bone (M90.0*)
- osteitis (M90.0*)
- osteomyelitis (M90.0*)
- synovitis (M68.0*)
- tenosynovitis (M68.0*)

A18.1 Tuberculosis of genitourinary system

Tuberculosis of:

- bladder† (N33.0*)
- cervix† (N74.0*)
- kidney† (N29.1*)
- male genital organs† (N51.-*)
- ureter† (N29.1*)

Tuberculous female pelvic inflammatory disease† (N74.1*)

A18.2 Tuberculous peripheral lymphadenopathy

Tuberculous adenitis

Excludes: tuberculosis of lymph nodes:

- intrathoracic (A15.4, A16.3)
 - mesenteric and retroperitoneal (A18.3)
- tuberculous tracheobronchial adenopathy (A15.4, A16.3)

A18.3 Tuberculosis of intestines, peritoneum and mesenteric glands

Tuberculosis (of):

- anus and rectum† (K93.0*)
- intestine (large) (small)† (K93.0*)
- retroperitoneal (lymph nodes)

Tuberculous:

- ascites
- enteritis† (K93.0*)
- peritonitis† (K67.3*)

A18.4 Tuberculosis of skin and subcutaneous tissue

Erythema induratum, tuberculous

Lupus:

- exedens
- vulgaris:
 - NOS
 - of eyelid† (H03.1*)

Scrofuloderma

Excludes: lupus erythematosus (L93.-)

- systemic (M32.-)

- A18.5 Tuberculosis of eye**
Tuberculous:
- chorioretinitis† (H32.0*)
 - episcleritis† (H19.0*)
 - interstitial keratitis† (H19.2*)
 - iridocyclitis† (H22.0*)
 - keratoconjunctivitis (interstitial) (phlyctenular)† (H19.2*)

Excludes: lupus vulgaris of eyelid (A18.4)

- A18.6 Tuberculosis of ear**
Tuberculous otitis media† (H67.0*)

Excludes: tuberculous mastoiditis (A18.0†)

- A18.7† Tuberculosis of adrenal glands (E35.1*)**
Addison's disease, tuberculous

- A18.8 Tuberculosis of other specified organs**
Tuberculosis of:
- endocardium† (I39.8*)
 - myocardium† (I41.0*)
 - oesophagus† (K23.0*)
 - pericardium† (I32.0*)
 - thyroid gland† (E35.0*)
- Tuberculous cerebral arteritis† (I68.1*)

A19

- Miliary tuberculosis**
Includes: tuberculosis:
- disseminated
 - generalized
- tuberculous polyserositis

- A19.0 Acute miliary tuberculosis of a single specified site**

INTERNATIONAL CLASSIFICATION OF DISEASES

- A19.1 Acute miliary tuberculosis of multiple sites
- A19.2 Acute miliary tuberculosis, unspecified
- A19.8 Other miliary tuberculosis
- A19.9 Miliary tuberculosis, unspecified

Certain zoonotic bacterial diseases (A20-A28)

- A20** **Plague**
Includes: infection due to *Yersinia pestis*
- A20.0 Bubonic plague
- A20.1 Cellulocutaneous plague
- A20.2 Pneumonic plague
- A20.3 Plague meningitis
- A20.7 Septicaemic plague
- A20.8 **Other forms of plague**
Abortive plague
Asymptomatic plague
Pestis minor
- A20.9 **Plague, unspecified**
- A21** **Tularaemia**
Includes: deer-fly fever
infection due to *Francisella tularensis*
rabbit fever
- A21.0 **Ulceroglandular tularaemia**
- A21.1 **Oculoglandular tularaemia**
Ophthalmic tularaemia

A21.2 Pulmonary tularaemia

A21.3 Gastrointestinal tularaemia
Abdominal tularaemia

A21.7 Generalized tularaemia

A21.8 Other forms of tularaemia

A21.9 Tularaemia, unspecified

A22

Anthrax

Includes: infection due to *Bacillus anthracis*

A22.0 Cutaneous anthrax

Malignant:

- carbuncle
- pustule

A22.1 Pulmonary anthrax

Inhalation anthrax

Ragpicker's disease

Woolsorter's disease

A22.2 Gastrointestinal anthrax

A22.7 Anthrax septicaemia

A22.8 Other forms of anthrax

Anthrax meningitis† (G01*)

A22.9 Anthrax, unspecified

A23

Brucellosis

Includes: fever:

- Malta
- Mediterranean
- Undulant

INTERNATIONAL CLASSIFICATION OF DISEASES

A23.0 **Brucellosis due to *Brucella melitensis***

A23.1 **Brucellosis due to *Brucella abortus***

A23.2 **Brucellosis due to *Brucella suis***

A23.3 **Brucellosis due to *Brucella canis***

A23.8 **Other brucellosis**

A23.9 **Brucellosis, unspecified**

A24 **Glanders and melioidosis**

A24.0 **Glanders**
Infection due to *Pseudomonas mallei*
Malleus

A24.1 **Acute and fulminating melioidosis**
Melioidosis:
• pneumonia
• septicaemia

A24.2 **Subacute and chronic melioidosis**

A24.3 **Other melioidosis**

A24.4 **Melioidosis, unspecified**
Infection due to *Pseudomonas pseudomallei* NOS
Whitmore's disease

A25 **Rat-bite fevers**

A25.0 **Spirillosis**
Sodoku

CERTAIN INFECTIOUS AND PARASITIC DISEASES

- A25.1** **Streptobacillosis**
Epidemic arthritic erythema
Haverhill fever
Streptobacillary rat-bite fever
- A25.9** **Rat-bite fever, unspecified**
- A26** **Erysipeloid**
- A26.0** **Cutaneous erysipeloid**
Erythema migrans
- A26.7** *Erysipelothrix* septicaemia
- A26.8** **Other forms of erysipeloid**
- A26.9** **Erysipeloid, unspecified**
- A27** **Leptospirosis**
- A27.0** **Leptospirosis icterohaemorrhagica**
Leptospirosis due to *Leptospira interrogans* serovar icterohaemorrhagiae
- A27.8** **Other forms of leptospirosis**
- A27.9** **Leptospirosis, unspecified**
- A28** **Other zoonotic bacterial diseases, not elsewhere classified**
- A28.0** **Pasteurellosis**
- A28.1** **Cat-scratch disease**
Cat-scratch fever
- A28.2** **Extraintestinal yersiniosis**
Excludes: enteritis due to *Yersinia enterocolitica* (A04.6)
 plague (A20.-)
- A28.8** **Other specified zoonotic bacterial diseases, not elsewhere classified**
- A28.9** **Zoonotic bacterial disease, unspecified**

**Other bacterial diseases
(A30-A49)**

A30 **Leprosy [Hansen's disease]**
Includes: infection due to *Mycobacterium leprae*

Excludes: sequelae of leprosy (B92)

A30.0 **Indeterminate leprosy**
I leprosy

A30.1 **Tuberculoid leprosy**
TT leprosy

A30.2 **Borderline tuberculoid leprosy**
BT leprosy

A30.3 **Borderline leprosy**
BB leprosy

A30.4 **Borderline lepromatous leprosy**
BL leprosy

A30.5 **Lepromatous leprosy**
LL leprosy

A30.8 **Other forms of leprosy**

A30.9 **Leprosy, unspecified**

A31 **Infection due to other mycobacteria**
Excludes: leprosy (A30.-)
 tuberculosis (A15-A19)

A31.0 **Pulmonary mycobacterial infection**
Infection due to *Mycobacterium*:

- *avium*
- *intracellulare* [Battey bacillus]
- *kansasii*

A31.1 Cutaneous mycobacterial infection

Buruli ulcer

Infection due to *Mycobacterium*:

- *marinum*
- *ulcerans*

A31.8 Other mycobacterial infections

A31.9 Mycobacterial infection, unspecified

Atypical mycobacterium infection NOS

Mycobacteriosis NOS

A32

Listeriosis

Includes: listerial foodborne infection

Excludes: neonatal (disseminated) listeriosis (P37.2)

A32.0 Cutaneous listeriosis

A32.1† Listerial meningitis and meningoencephalitis

Listerial:

- meningitis (G01*)
- meningoencephalitis (G05.0*)

A32.7 Listerial septicaemia

A32.8 Other forms of listeriosis

Listerial:

- cerebral arteritis† (I68.1*)
 - endocarditis† (I39.8*)
- Oculoglandular listeriosis

A32.9 Listeriosis, unspecified

A33

Tetanus neonatorum

A34

Obstetrical tetanus

A35

Other tetanus

Tetanus NOS

Excludes: tetanus:

- neonatorum (A33)
- obstetrical (A34)

A36

Diphtheria

A36.0

Pharyngeal diphtheria

Diphtheritic membranous angina
Tonsillar diphtheria

A36.1

Nasopharyngeal diphtheria

A36.2

Laryngeal diphtheria

Diphtheritic laryngotracheitis

A36.3

Cutaneous diphtheria

Excludes: erythrasma (L08.1)

A36.8

Other diphtheria

Diphtheritic:

- conjunctivitis† (H13.1*)
- myocarditis† (I41.0*)
- polyneuritis† (G63.0*)

A36.9

Diphtheria, unspecified

A37

Whooping cough

A37.0

Whooping cough due to *Bordetella pertussis*

A37.1

Whooping cough due to *Bordetella parapertussis*

A37.8

Whooping cough due to other *Bordetella* species

A37.9

Whooping cough, unspecified

A38

Scarlet fever
Scarlatina

Excludes: streptococcal sore throat (J02.0)

A39

Meningococcal infection

A39.0†

Meningococcal meningitis (G01*)

A39.1†

Waterhouse-Friderichsen syndrome (E35.1*)
Meningococcal haemorrhagic adrenalitis
Meningococcal adrenal syndrome

A39.2

Acute meningococcaemia

A39.3

Chronic meningococcaemia

A39.4

Meningococcaemia, unspecified
Meningococcal bacteraemia NOS

A39.5†

Meningococcal heart disease
Meningococcal:

- carditis NOS (I52.0*)
- endocarditis (I39.8*)
- myocarditis (I41.0*)
- pericarditis (I32.0*)

A39.8

Other meningococcal infections

Meningococcal:

- arthritis† (M01.0*)
- conjunctivitis† (H13.1*)
- encephalitis† (G05.0*)
- retrobulbar neuritis† (H48.1*)

Postmeningococcal arthritis† (M03.0*)

A39.9

Meningococcal infection, unspecified
Meningococcal disease NOS

A40

Streptococcal septicaemia

Excludes: during labour (O75.3)
following:

- abortion or ectopic or molar pregnancy (O03-O07, O08.0)
- immunization (T88.0)
- infusion, transfusion or therapeutic injection (T80.2)

neonatal (P36.0-P36.1)
postprocedural (T81.4)
puerperal (O85)

A40.0 Septicaemia due to streptococcus, group A

A40.1 Septicaemia due to streptococcus, group B

A40.2 Septicaemia due to streptococcus, group D

A40.3 Septicaemia due to *Streptococcus pneumoniae*
Pneumococcal septicaemia

A40.8 Other streptococcal septicaemia

A40.9 Streptococcal septicaemia, unspecified

A41

Other septicaemia

Excludes: bacteraemia NOS (A49.9)

during labour (O75.3)

following:

- abortion or ectopic or molar pregnancy (O03-O07, O08.0)
- immunization (T88.0)
- infusion, transfusion or therapeutic injection (T80.2)

septicaemia (due to) (in):

- actinomycotic (A42.7)
- anthrax (A22.7)
- candidal (B37.7)
- *Erysipelothrix* (A26.7)
- extraintestinal yersiniosis (A28.2)
- gonococcal (A54.8)
- herpesviral (B00.7)
- listerial (A32.7)
- meningococcal (A39.2-A39.4)
- neonatal (P36.-)
- postprocedural (T81.4)
- puerperal (O85)
- streptococcal (A40.-)
- tularaemia (A21.7)

septicaemic:

- melioidosis (A24.1)
- plague (A20.7)

toxic shock syndrome (A48.3)

A41.0 **Septicaemia due to *Staphylococcus aureus***

A41.1 **Septicaemia due to other specified staphylococcus**
Septicaemia due to coagulase-negative staphylococcus

A41.2 **Septicaemia due to unspecified staphylococcus**

A41.3 **Septicaemia due to *Haemophilus influenzae***

A41.4 **Septicaemia due to anaerobes**
Excludes: gas gangrene (A48.0)

INTERNATIONAL CLASSIFICATION OF DISEASES

A41.5 **Septicaemia due to other Gram-negative organisms**
Gram-negative septicaemia NOS

A41.8 **Other specified septicaemia**

A41.9 **Septicaemia, unspecified**
Septic shock

A42 **Actinomycosis**
Excludes: actinomycetoma (B47.1)

A42.0 **Pulmonary actinomycosis**

A42.1 **Abdominal actinomycosis**

A42.2 **Cervicofacial actinomycosis**

A42.7 **Actinomycotic septicaemia**

A42.8 **Other forms of actinomycosis**

A42.9 **Actinomycosis, unspecified**

A43 **Nocardiosis**

A43.0 **Pulmonary nocardiosis**

A43.1 **Cutaneous nocardiosis**

A43.8 **Other forms of nocardiosis**

A43.9 **Nocardiosis, unspecified**

A44 **Bartonellosis**

A44.0 **Systemic bartonellosis**
Oroya fever

A44.1 **Cutaneous and mucocutaneous bartonellosis**
Verruga peruana

- A44.8** **Other forms of bartonellosis**
- A44.9** **Bartonellosis, unspecified**
- A46** **Erysipelas**
Excludes: postpartum or puerperal erysipelas (O86.8)
- A48** **Other bacterial diseases, not elsewhere classified**
Excludes: actinomycetoma (B47.1)
- A48.0** **Gas gangrene**
Clostridial:
- cellulitis
 - myonecrosis
- A48.1** **Legionnaires' disease**
- A48.2** **Nonpneumonic Legionnaires' disease [Pontiac fever]**
- A48.3** **Toxic shock syndrome**
Excludes: endotoxic shock NOS (R57.8)
 septicaemia NOS (A41.9)
- A48.4** **Brazilian purpuric fever**
Systemic *Haemophilus aegyptius* infection
- A48.8** **Other specified bacterial diseases**
- A49** **Bacterial infection of unspecified site**
Excludes: bacterial agents as the cause of diseases classified to other chapters
 (B95-B96)
 chlamydial infection NOS (A74.9)
 meningococcal infection NOS (A39.9)
 rickettsial infection NOS (A79.9)
 spirochaetal infection NOS (A69.9)
- A49.0** **Staphylococcal infection, unspecified site**
- A49.1** **Streptococcal infection, unspecified site**

A49.2 *Haemophilus influenzae* infection, unspecified site

A49.3 Mycoplasma infection, unspecified site

A49.8 Other bacterial infections of unspecified site

A49.9 Bacterial infection, unspecified
Bacteraemia NOS

**Infections with a predominantly sexual mode of transmission
(A50-A64)**

Excludes: human immunodeficiency virus [HIV] disease (B20-B24)
nonspecific and nongonococcal urethritis (N34.1)
Reiter's disease (M02.3)

A50

Congenital syphilis

A50.0 **Early congenital syphilis, symptomatic**

Any congenital syphilitic condition specified as early or manifest less than two years after birth.

Early congenital syphilis:

- cutaneous
- mucocutaneous
- visceral

Early congenital syphilitic:

- laryngitis
- oculopathy
- osteochondropathy
- pharyngitis
- pneumonia
- rhinitis

A50.1 **Early congenital syphilis, latent**

Congenital syphilis without clinical manifestations, with positive serological reaction and negative spinal fluid test, less than two years after birth.

CERTAIN INFECTIOUS AND PARASITIC DISEASES

A50.2 Early congenital syphilis, unspecified

Congenital syphilis NOS less than two years after birth.

A50.3 Late congenital syphilitic oculopathy

Late congenital syphilitic interstitial keratitis† (H19.2*)

Late congenital syphilitic oculopathy NEC† (H58.8*)

Excludes: Hutchinson's triad (A50.5)

A50.4 Late congenital neurosyphilis [juvenile neurosyphilis]

Dementia paralytica juvenilis

Juvenile:

- general paresis
- tabes dorsalis
- taboparetic neurosyphilis

Late congenital syphilitic:

- encephalitis† (G05.0*)
- meningitis† (G01*)
- polyneuropathy† (G63.0*)

Use additional code, if desired, to identify any associated mental disorder.

Excludes: Hutchinson's triad (A50.5)

A50.5 Other late congenital syphilis, symptomatic

Any congenital syphilitic condition specified as late or manifest two years or more after birth.

Clutton's joints† (M03.1*)

Hutchinson's:

- teeth
- triad

Late congenital:

- cardiovascular syphilis† (I98.0*)
- syphilitic:
 - arthropathy† (M03.1*)
 - osteochondropathy† (M90.2*)

Syphilitic saddle nose

INTERNATIONAL CLASSIFICATION OF DISEASES

- A50.6** **Late congenital syphilis, latent**
Congenital syphilis without clinical manifestations, with positive serological reaction and negative spinal fluid test, two years or more after birth.
- A50.7** **Late congenital syphilis, unspecified**
Congenital syphilis NOS two years or more after birth.
- A50.9** **Congenital syphilis, unspecified**
- A51** **Early syphilis**
- A51.0** **Primary genital syphilis**
Syphilitic chancre NOS
- A51.1** **Primary anal syphilis**
- A51.2** **Primary syphilis of other sites**
- A51.3** **Secondary syphilis of skin and mucous membranes**
Condyloma latum
Syphilitic:
- alopecia† (L99.8*)
 - leukoderma† (L99.8*)
 - mucous patch
- A51.4** **Other secondary syphilis**
Secondary syphilitic:
- female pelvic inflammatory disease† (N74.2*)
 - iridocyclitis† (H22.0*)
 - lymphadenopathy
 - meningitis† (G01*)
 - myositis† (M63.0*)
 - oculopathy NEC† (H58.8*)
 - periostitis† (M90.1*)
- A51.5** **Early syphilis, latent**
Syphilis (acquired) without clinical manifestations, with positive serological reaction and negative spinal fluid test, less than two years after infection.
- A51.9** **Early syphilis, unspecified**

A52

Late syphilis

A52.0†

Cardiovascular syphilis

Cardiovascular syphilis NOS (I98.0*)

Syphilitic:

- aneurysm of aorta (I79.0*)
- aortic incompetence (I39.1*)
- aortitis (I79.1*)
- arteritis, cerebral (I68.1*)
- endocarditis NOS (I39.8*)
- myocarditis (I41.0*)
- pericarditis (I32.0*)
- pulmonary regurgitation (I39.3*)

A52.1

Symptomatic neurosyphilis

Charcot's arthropathy† (M14.6*)

Late syphilitic:

- acoustic neuritis† (H94.0*)
- encephalitis† (G05.0*)
- meningitis† (G01*)
- optic atrophy† (H48.0*)
- polyneuropathy† (G63.0*)
- retrobulbar neuritis† (H48.1*)

Syphilitic parkinsonism† (G22*)

Tabes dorsalis

A52.2

Asymptomatic neurosyphilis

A52.3

Neurosyphilis, unspecified

Gumma (syphilitic)

Syphilis (late)

Syphiloma

} of central nervous system NOS

A52.7

Other symptomatic late syphilis

Glomerular disease in syphilis† (N08.0*)

Gumma (syphilitic) } any sites, except those
Late or tertiary syphilis } classified to A52.0-A52.3

Late syphilitic:

- bursitis† (M73.1*)
- chorioretinitis† (H32.0*)
- episcleritis† (H19.0*)
- female pelvic inflammatory disease† (N74.2*)
- leukoderma† (L99.8*)
- oculopathy NEC† (H58.8*)
- peritonitis† (K67.2*)

Syphilis [stage unspecified] of:

- bone† (M90.2*)
- liver† (K77.0*)
- lung† (J99.8*)
- muscle† (M63.0*)
- synovium† (M68.0*)

A52.8

Late syphilis, latent

Syphilis (acquired) without clinical manifestations, with positive serological reaction and negative spinal fluid test, two years or more after infection.

A52.9

Late syphilis, unspecified

A53

Other and unspecified syphilis

A53.0

Latent syphilis, unspecified as early or late

Latent syphilis NOS

Positive serological reaction for syphilis

A53.9

Syphilis, unspecified

Infection due to *Treponema pallidum* NOS

Syphilis (acquired) NOS

Excludes: syphilis NOS causing death under two years of age (A50.2)

A54

Gonococcal infection

A54.0 Gonococcal infection of lower genitourinary tract without periurethral or accessory gland abscess

Gonococcal:

- cervicitis NOS
- cystitis NOS
- urethritis NOS
- vulvovaginitis NOS

Excludes: with:

- genitourinary gland abscess (A54.1)
- periurethral abscess (A54.1)

A54.1 Gonococcal infection of lower genitourinary tract with periurethral and accessory gland abscess

Gonococcal Bartholin's gland abscess

A54.2 Gonococcal pelviperitonitis and other gonococcal genitourinary infections

Gonococcal:

- epididymitis† (N51.1*)
- female pelvic inflammatory disease† (N74.3*)
- orchitis† (N51.1*)
- prostatitis† (N51.0*)

Excludes: gonococcal peritonitis (A54.8)

A54.3 Gonococcal infection of eye

Gonococcal:

- conjunctivitis† (H13.1*)
- iridocyclitis† (H22.0*)

Ophthalmia neonatorum due to gonococcus

A54.4† Gonococcal infection of musculoskeletal system

Gonococcal:

- arthritis (M01.3*)
- bursitis (M73.0*)
- osteomyelitis (M90.2*)
- synovitis (M68.0*)
- tenosynovitis (M68.0*)

A54.5 **Gonococcal pharyngitis**

A54.6 **Gonococcal infection of anus and rectum**

A54.8 **Other gonococcal infections**

Gonococcal:

- brain abscess† (G07*)
- endocarditis† (I39.8*)
- meningitis† (G01*)
- myocarditis† (I41.0*)
- pericarditis† (I32.0*)
- peritonitis† (K67.1*)
- pneumonia† (J17.0*)
- septicaemia
- skin lesions

Excludes: gonococcal pelviperitonitis (A54.2)

A54.9 **Gonococcal infection, unspecified**

A55

Chlamydial lymphogranuloma (venereum)

Climatic or tropical bubo

Durand-Nicolas-Favre disease

Esthiomene

Lymphogranuloma inguinale

A56

Other sexually transmitted chlamydial diseases

Includes: sexually transmitted diseases due to *Chlamydia trachomatis*

Excludes: chlamydial:

- lymphogranuloma (A55)
- neonatal:
 - conjunctivitis (P39.1)
 - pneumonia (P23.1)

conditions classified to A74.-

- A56.0** **Chlamydial infection of lower genitourinary tract**
 Chlamydial:
- cervicitis
 - cystitis
 - urethritis
 - vulvovaginitis
- A56.1** **Chlamydial infection of pelviperitoneum and other genitourinary organs**
 Chlamydial:
- epididymitis† (N51.1*)
 - female pelvic inflammatory disease† (N74.4*)
 - orchitis† (N51.1*)
- A56.2** **Chlamydial infection of genitourinary tract, unspecified**
- A56.3** **Chlamydial infection of anus and rectum**
- A56.4** **Chlamydial infection of pharynx**
- A56.8** **Sexually transmitted chlamydial infection of other sites**
- A57** **Chancroid**
 Ulcus molle
- A58** **Granuloma inguinale**
 Donovanosis
- A59** **Trichomoniasis**
Excludes: intestinal trichomoniasis (A07.8)
- A59.0** **Urogenital trichomoniasis**
 Leukorrhoea (vaginalis) }
 Prostatitis† (N51.0*) } due to *Trichomonas (vaginalis)*
- A59.8** **Trichomoniasis of other sites**
- A59.9** **Trichomoniasis, unspecified**

A60 Anogenital herpesviral [herpes simplex] infection

A60.0 Herpesviral infection of genitalia and urogenital tract

Herpesviral infection of genital tract:

- female† (N77.0-N77.1*)
- male† (N51.-*)

A60.1 Herpesviral infection of perianal skin and rectum

A60.9 Anogenital herpesviral infection, unspecified

A63 Other predominantly sexually transmitted diseases, not elsewhere classified

Excludes: molluscum contagiosum (B08.1)

papilloma of cervix (D26.0)

A63.0 Anogenital (venereal) warts

A63.8 Other specified predominantly sexually transmitted diseases

A64 Unspecified sexually transmitted disease

Venereal disease NOS

Other spirochaetal diseases

(A65-A69)

Excludes: leptospirosis (A27.-)
syphilis (A50-A53)

A65 Nonvenereal syphilis

Bejel

Endemic syphilis

Njovera

A66 Yaws

Includes: bouba
framboesia (tropica)
pian

- A66.0 Initial lesions of yaws**
 Chancre of yaws
 Framboesia, initial or primary
 Initial framboesial ulcer
 Mother yaw
- A66.1 Multiple papillomata and wet crab yaws**
 Framboesioma
 Pianoma
 Plantar or palmar papilloma of yaws
- A66.2 Other early skin lesions of yaws**
 Cutaneous yaws, less than five years after infection
 Early yaws (cutaneous) (macular) (maculopapular) (micropapular) (papular)
 Framboeside of early yaws
- A66.3 Hyperkeratosis of yaws**
 Ghoul hand
 Hyperkeratosis, palmar or plantar (early)(late) due to yaws
 Worm-eaten soles
- A66.4 Gummata and ulcers of yaws**
 Gummatous framboeside
 Nodular late yaws (ulcerated)
- A66.5 Gangosa**
 Rhinopharyngitis mutilans
- A66.6 Bone and joint lesions of yaws**
 Ganglion
 Hydrarthrosis
 Osteitis
 Periostitis (hypertrophic) } of yaws (early) (late)
 Goundou
 Gumma, bone
 Gummatous osteitis or periostitis } of yaws (late)
- A66.7 Other manifestations of yaws**
 Juxta-articular nodules of yaws
 Mucosal yaws

INTERNATIONAL CLASSIFICATION OF DISEASES

A66.8 **Latent yaws**
Yaws without clinical manifestations, with positive serology

A66.9 **Yaws, unspecified**

A67 **Pinta [carate]**

A67.0 **Primary lesions of pinta**
Chancre (primary) }
Papule (primary) } of pinta [carate]

A67.1 **Intermediate lesions of pinta**
Erythematous plaques }
Hyperchromic lesions } of pinta [carate]
Hyperkeratosis }
Pintids }

A67.2 **Late lesions of pinta**
Cardiovascular lesions† (I98.1*) }
Skin lesions: } of pinta [carate]
• achromic }
• cicatricial }
• dyschromic }

A67.3 **Mixed lesions of pinta**
Achromic with hyperchromic skin lesions of pinta [carate]

A67.9 **Pinta, unspecified**

A68 **Relapsing fevers**
Includes: recurrent fever

Excludes: Lyme disease (A69.2)

A68.0 **Louse-borne relapsing fever**
Relapsing fever due to *Borrelia recurrentis*

A68.1 **Tick-borne relapsing fever**
Relapsing fever due to any *Borrelia* species other than *Borrelia recurrentis*

A68.9 Relapsing fever, unspecified

A69 Other spirochaetal infections

A69.0 Necrotizing ulcerative stomatitis

Cancrum oris
Fusospirochaetal gangrene
Noma
Stomatitis gangrenosa

A69.1 Other Vincent's infections

Fusospirochaetal pharyngitis
Necrotizing ulcerative (acute):

- gingivitis
- gingivostomatitis

Spirochaetal stomatitis
Trench mouth
Vincent's:

- angina
- gingivitis

A69.2 Lyme disease

Erythema chronicum migrans due to *Borrelia burgdorferi*

A69.8 Other specified spirochaetal infections

A69.9 Spirochaetal infection, unspecified

**Other diseases caused by chlamydiae
(A70-A74)**

A70 *Chlamydia psittaci* infection

Ornithosis
Parrot fever
Psittacosis

A71 Trachoma

Excludes: sequelae of trachoma (B94.0)

INTERNATIONAL CLASSIFICATION OF DISEASES

A71.0 Initial stage of trachoma

Trachoma dubium

A71.1 Active stage of trachoma

Granular conjunctivitis (trachomatous)

Trachomatous:

- follicular conjunctivitis
- pannus

A71.9 Trachoma, unspecified

A74

Other diseases caused by chlamydiae

Excludes: chlamydial pneumonia (J16.0)

neonatal chlamydial:

- conjunctivitis (P39.1)
- pneumonia (P23.1)

sexually transmitted chlamydial diseases (A55-A56)

A74.0† Chlamydial conjunctivitis (H13.1*)

Paratrachoma

A74.8 Other chlamydial diseases

Chlamydial peritonitis† (K67.0*)

A74.9 Chlamydial infection, unspecified

Chlamydiosis NOS

Rickettsioses

(A75-A79)

A75

Typhus fever

Excludes: rickettsiosis due to *Ehrlichia sennetsu* (A79.8)

A75.0 Epidemic louse-borne typhus fever due to *Rickettsia prowazekii*

Classical typhus (fever)

Epidemic (louse-borne) typhus

A75.1 Recrudescence typhus [Brill's disease]

Brill-Zinsser disease

- A75.2** **Typhus fever due to *Rickettsia typhi***
Murine (flea-borne) typhus
- A75.3** **Typhus fever due to *Rickettsia tsutsugamushi***
Scrub (mite-borne) typhus
Tsutsugamushi fever
- A75.9** **Typhus fever, unspecified**
Typhus (fever) NOS
- A77** **Spotted fever [tick-borne rickettsioses]**
- A77.0** **Spotted fever due to *Rickettsia rickettsii***
Rocky Mountain spotted fever
Sao Paulo fever
- A77.1** **Spotted fever due to *Rickettsia conorii***
African tick typhus
Boutonneuse fever
India tick typhus
Kenya tick typhus
Marseilles fever
Mediterranean tick fever
- A77.2** **Spotted fever due to *Rickettsia sibirica***
North Asian tick fever
Siberian tick typhus
- A77.3** **Spotted fever due to *Rickettsia australis***
Queensland tick typhus
- A77.8** **Other spotted fevers**
- A77.9** **Spotted fever, unspecified**
Tick-borne typhus NOS
- A78** **Q fever**
Infection due to *Coxiella burnetii*
Nine Mile fever
Quadrilateral fever

A79

Other rickettsioses

A79.0

Trench fever

Quintan fever

Wolhynian fever

A79.1

Rickettsialpox due to *Rickettsia akari*

Kew Garden fever

Vesicular rickettsiosis

A79.8

Other specified rickettsioses

Rickettsiosis due to *Ehrlichia sennetsu*

A79.9

Rickettsiosis, unspecified

Rickettsial infection NOS

Viral infections of the central nervous system

(A80-A89)

Excludes:

sequelae of:

- poliomyelitis (B91)
- viral encephalitis (B94.1)

A80

Acute poliomyelitis

A80.0

Acute paralytic poliomyelitis, vaccine-associated

A80.1

Acute paralytic poliomyelitis, wild virus, imported

A80.2

Acute paralytic poliomyelitis, wild virus, indigenous

A80.3

Acute paralytic poliomyelitis, other and unspecified

A80.4

Acute nonparalytic poliomyelitis

A80.9

Acute poliomyelitis, unspecified

A81

Atypical virus infections of central nervous system

Includes: prion diseases of the central nervous system

CERTAIN INFECTIOUS AND PARASITIC DISEASES

- A81.0** **Creutzfeldt-Jakob disease**
Subacute spongiform encephalopathy
- A81.1** **Subacute sclerosing panencephalitis**
Dawson's inclusion body encephalitis
Van Bogaert's sclerosing leukoencephalopathy
- A81.2** **Progressive multifocal leukoencephalopathy**
Multifocal leukoencephalopathy NOS
- A81.8** **Other atypical virus infections of central nervous system**
Kuru
- A81.9** **Atypical virus infection of central nervous system, unspecified**
Prion disease of central nervous system NOS
- A82** **Rabies**
- A82.0** **Sylvatic rabies**
- A82.1** **Urban rabies**
- A82.9** **Rabies, unspecified**
- A83** **Mosquito-borne viral encephalitis**
Includes: mosquito-borne viral meningoencephalitis

Excludes: Venezuelan equine encephalitis (A92.2)
- A83.0** **Japanese encephalitis**
- A83.1** **Western equine encephalitis**
- A83.2** **Eastern equine encephalitis**
- A83.3** **St Louis encephalitis**
- A83.4** **Australian encephalitis**
Kunjin virus disease

INTERNATIONAL CLASSIFICATION OF DISEASES

- A83.5** **California encephalitis**
California meningoencephalitis
La Crosse encephalitis
- A83.6** **Rocio virus disease**
- A83.8** **Other mosquito-borne viral encephalitis**
- A83.9** **Mosquito-borne viral encephalitis, unspecified**
- A84** **Tick-borne viral encephalitis**
Includes: tick-borne viral meningoencephalitis
- A84.0** **Far Eastern tick-borne encephalitis [Russian spring-summer encephalitis]**
- A84.1** **Central European tick-borne encephalitis**
- A84.8** **Other tick-borne viral encephalitis**
Louping ill
Powassan virus disease
- A84.9** **Tick-borne viral encephalitis, unspecified**
- A85** **Other viral encephalitis, not elsewhere classified**
Includes: specified viral:
- encephalomyelitis NEC
 - meningoencephalitis NEC
- Excludes:* benign myalgic encephalomyelitis (G93.3)
encephalitis due to:
- herpesvirus [herpes simplex] (B00.4)
 - measles virus (B05.0)
 - mumps virus (B26.2)
 - poliomyelitis virus (A80.-)
 - zoster (B02.0)
- lymphocytic choriomeningitis (A87.2)
- A85.0†** **Enteroviral encephalitis (G05.1*)**
Enteroviral encephalomyelitis

- A85.1†** **Adenoviral encephalitis (G05.1*)**
Adenoviral meningoencephalitis
- A85.2** **Arthropod-borne viral encephalitis, unspecified**
- A85.8** **Other specified viral encephalitis**
Encephalitis lethargica
Von Economo-Crucchet disease
- A86** **Unspecified viral encephalitis**
Viral:
- encephalomyelitis NOS
 - meningoencephalitis NOS
- A87** **Viral meningitis**
Excludes: meningitis due to:
- herpesvirus [herpes simplex] (B00.3)
 - measles virus (B05.1)
 - mumps virus (B26.1)
 - poliomyelitis virus (A80.-)
 - zoster (B02.1)
- A87.0†** **Enteroviral meningitis (G02.0*)**
Coxsackievirus meningitis
Echovirus meningitis
- A87.1†** **Adenoviral meningitis (G02.0*)**
- A87.2** **Lymphocytic choriomeningitis**
Lymphocytic meningoencephalitis
- A87.8** **Other viral meningitis**
- A87.9** **Viral meningitis, unspecified**
- A88** **Other viral infections of central nervous system, not elsewhere classified**
Excludes: viral:
- encephalitis NOS (A86)
 - meningitis NOS (A87.9)

INTERNATIONAL CLASSIFICATION OF DISEASES

- A88.0** Enteroviral exanthematous fever [Boston exanthem]
- A88.1** Epidemic vertigo
- A88.8** Other specified viral infections of central nervous system
- A89** Unspecified viral infection of central nervous system

Arthropod-borne viral fevers and viral haemorrhagic fevers (A90-A99)

- A90** Dengue fever [classical dengue]
Excludes: dengue haemorrhagic fever (A91)
- A91** Dengue haemorrhagic fever
- A92** Other mosquito-borne viral fevers
Excludes: Ross River disease (B33.1)
- A92.0** Chikungunya virus disease
Chikungunya (haemorrhagic) fever
- A92.1** O'nyong-nyong fever
- A92.2** Venezuelan equine fever
Venezuelan equine:
- encephalitis
 - encephalomyelitis virus disease
- A92.3** West Nile virus infection
West Nile fever
- A92.4** Rift Valley fever
- A92.8** Other specified mosquito-borne viral fevers
- A92.9** Mosquito-borne viral fever, unspecified
- A93** Other arthropod-borne viral fevers, not elsewhere classified

CERTAIN INFECTIOUS AND PARASITIC DISEASES

- A93.0** **Oropouche virus disease**
Oropouche fever
- A93.1** **Sandfly fever**
Pappataci fever
Phlebotomus fever
- A93.2** **Colorado tick fever**
- A93.8** **Other specified arthropod-borne viral fevers**
Piry virus disease
Vesicular stomatitis virus disease [Indiana fever]
- A94** **Unspecified arthropod-borne viral fever**
Arboviral fever NOS
Arbovirus infection NOS
- A95** **Yellow fever**
- A95.0** **Sylvatic yellow fever**
Jungle yellow fever
- A95.1** **Urban yellow fever**
- A95.9** **Yellow fever, unspecified**
- A96** **Arenaviral haemorrhagic fever**
- A96.0** **Junin haemorrhagic fever**
Argentinian haemorrhagic fever
- A96.1** **Machupo haemorrhagic fever**
Bolivian haemorrhagic fever
- A96.2** **Lassa fever**
- A96.8** **Other arenaviral haemorrhagic fevers**
- A96.9** **Arenaviral haemorrhagic fever, unspecified**

INTERNATIONAL CLASSIFICATION OF DISEASES

A98

Other viral haemorrhagic fevers, not elsewhere classified

Excludes: chikungunya haemorrhagic fever (A92.0)
dengue haemorrhagic fever (A91)

A98.0

Crimean-Congo haemorrhagic fever

Central Asian haemorrhagic fever

A98.1

Omsk haemorrhagic fever

A98.2

Kyasanur Forest disease

A98.3

Marburg virus disease

A98.4

Ebola virus disease

A98.5

Haemorrhagic fever with renal syndrome

Haemorrhagic fever:

- epidemic
- Korean
- Russian

Hantaan virus disease

Hantavirus disease with renal manifestations

Nephropathia epidemica

Excludes: hantavirus (cardio)-pulmonary syndrome (B33.4† J17.1*)

A98.8

Other specified viral haemorrhagic fevers

A99

Unspecified viral haemorrhagic fever

Viral infections characterized by skin and mucous membrane lesions (B00-B09)

B00

Herpesviral [herpes simplex] infections

Excludes: anogenital herpesviral infection (A60.-)
congenital herpesviral infection (P35.2)
gammaherpesviral mononucleosis (B27.0)
herpangina (B08.5)

CERTAIN INFECTIOUS AND PARASITIC DISEASES

- B00.0** **Eczema herpeticum**
Kaposi's varicelliform eruption
- B00.1** **Herpesviral vesicular dermatitis**
Herpes simplex:
• facialis
• labialis
Vesicular dermatitis of:
• ear }
• lip } due to human (alpha) herpesvirus 2
- B00.2** **Herpesviral gingivostomatitis and pharyngotonsillitis**
Herpesviral pharyngitis
- B00.3†** **Herpesviral meningitis (G02.0*)**
- B00.4†** **Herpesviral encephalitis (G05.1*)**
Herpesviral meningoencephalitis
Simian B disease
- B00.5** **Herpesviral ocular disease**
Herpesviral:
• conjunctivitis† (H13.1*)
• dermatitis of eyelid† (H03.1*)
• iridocyclitis† (H22.0*)
• iritis† (H22.0*)
• keratitis† (H19.1*)
• keratoconjunctivitis† (H19.1*)
• uveitis, anterior† (H22.0*)
- B00.7** **Disseminated herpesviral disease**
Herpesviral septicaemia
- B00.8** **Other forms of herpesviral infection**
Herpesviral:
• hepatitis† (K77.0*)
• whitlow
- B00.9** **Herpesviral infection, unspecified**
Herpes simplex infection NOS

INTERNATIONAL CLASSIFICATION OF DISEASES

B01	Varicella [chickenpox]
B01.0†	Varicella meningitis (G02.0*)
B01.1†	Varicella encephalitis (G05.1*) Postchickenpox encephalitis Varicella encephalomyelitis
B01.2†	Varicella pneumonia (J17.1*)
B01.8	Varicella with other complications
B01.9	Varicella without complication Varicella NOS
B02	Zoster [herpes zoster] <i>Includes:</i> shingles zona
B02.0†	Zoster encephalitis (G05.1*) Zoster meningoencephalitis
B02.1†	Zoster meningitis (G02.0*)
B02.2†	Zoster with other nervous system involvement Postherpetic: <ul style="list-style-type: none">• geniculate ganglionitis (G53.0*)• polyneuropathy (G63.0*)• trigeminal neuralgia (G53.0*)
B02.3	Zoster ocular disease Zoster: <ul style="list-style-type: none">• blepharitis† (H03.1*)• conjunctivitis† (H13.1*)• iridocyclitis† (H22.0*)• iritis† (H22.0*)• keratitis† (H19.2*)• keratoconjunctivitis† (H19.2*)• scleritis† (H19.0*)

CERTAIN INFECTIOUS AND PARASITIC DISEASES

- B02.7** **Disseminated zoster**
- B02.8** **Zoster with other complications**
- B02.9** **Zoster without complication**
Zoster NOS
- B03** **Smallpox**¹
- B04** **Monkeypox**
- B05** **Measles**
Includes: morbilli
- Excludes:* subacute sclerosing panencephalitis (A81.1)
- B05.0†** **Measles complicated by encephalitis (G05.1*)**
Postmeasles encephalitis
- B05.1†** **Measles complicated by meningitis (G02.0*)**
Postmeasles meningitis
- B05.2†** **Measles complicated by pneumonia (J17.1*)**
Postmeasles pneumonia
- B05.3†** **Measles complicated by otitis media (H67.1*)**
Postmeasles otitis media
- B05.4** **Measles with intestinal complications**
- B05.8** **Measles with other complications**
Measles keratitis and keratoconjunctivitis† (H19.2*)
- B05.9** **Measles without complication**
Measles NOS

¹ In 1980 the 33rd World Health Assembly declared that smallpox had been eradicated. The classification is maintained for surveillance purposes.

B06

Rubella [German measles]

Excludes: congenital rubella (P35.0)

B06.0†

Rubella with neurological complications

Rubella:

- encephalitis (G05.1*)
- meningitis (G02.0*)
- meningoencephalitis (G05.1*)

B06.8

Rubella with other complications

Rubella:

- arthritis† (M01.4*)
- pneumonia† (J17.1*)

B06.9

Rubella without complication

Rubella NOS

B07

Viral warts

Verruca:

- simplex
- vulgaris

Excludes: anogenital (venereal) warts (A63.0)

papilloma of:

- bladder (D41.4)
- cervix (D26.0)
- larynx (D14.1)

B08

Other viral infections characterized by skin and mucous membrane lesions, not elsewhere classified

Excludes: vesicular stomatitis virus disease (A93.8)

B08.0

Other orthopoxvirus infections

Cowpox

Orf virus disease

Pseudocowpox [milker's node]

Vaccinia

Excludes: monkeypox (B04)

CERTAIN INFECTIOUS AND PARASITIC DISEASES

- B08.1** **Molluscum contagiosum**
- B08.2** **Exanthema subitum [sixth disease]**
- B08.3** **Erythema infectiosum [fifth disease]**
- B08.4** **Enteroviral vesicular stomatitis with exanthem**
Hand, foot and mouth disease
- B08.5** **Enteroviral vesicular pharyngitis**
Herpangina
- B08.8** **Other specified viral infections characterized by skin and mucous membrane lesions**
Enteroviral lymphonodular pharyngitis
Foot-and-mouth disease
Tanapox virus disease
Yaba pox virus disease
- B09** **Unspecified viral infection characterized by skin and mucous membrane lesions**
Viral:
- enanthema NOS
 - exanthema NOS

**Viral hepatitis
(B15-B19)**

Excludes: cytomegaloviral hepatitis (B25.1)
herpesviral [herpes simplex] hepatitis (B00.8)
sequelae of viral hepatitis (B94.2)

B15 Acute hepatitis A

B15.0 Hepatitis A with hepatic coma

B15.9 Hepatitis A without hepatic coma
Hepatitis A (acute)(viral) NOS

B16 Acute hepatitis B

B16.0 Acute hepatitis B with delta-agent (coinfection) with hepatic coma

B16.1 Acute hepatitis B with delta-agent (coinfection) without hepatic coma

B16.2 Acute hepatitis B without delta-agent with hepatic coma

B16.9 Acute hepatitis B without delta-agent and without hepatic coma
Hepatitis B (acute)(viral) NOS

B17 Other acute viral hepatitis

B17.0 Acute delta-(super) infection of hepatitis B carrier

B17.1 Acute hepatitis C

B17.2 Acute hepatitis E

B17.8 Other specified acute viral hepatitis
Hepatitis non-A non-B (acute)(viral) NEC

B17.9 Acute viral hepatitis, unspecified
Acute hepatitis NOS

B18 Chronic viral hepatitis

- B18.0** **Chronic viral hepatitis B with delta-agent**
- B18.1** **Chronic viral hepatitis B without delta-agent**
Chronic (viral) hepatitis B
- B18.2** **Chronic viral hepatitis C**
- B18.8** **Other chronic viral hepatitis**
- B18.9** **Chronic viral hepatitis, unspecified**
- B19** **Unspecified viral hepatitis**
- B19.0** **Unspecified viral hepatitis with hepatic coma**
- B19.9** **Unspecified viral hepatitis without hepatic coma**
Viral hepatitis NOS

**Human immunodeficiency virus [HIV] disease
(B20-B24)**

Excludes: asymptomatic human immunodeficiency virus [HIV] infection status (Z21)
complicating pregnancy, childbirth and the puerperium (O98.7)

B20 **Human immunodeficiency virus [HIV] disease with infectious and parasitic diseases**

Excludes: acute HIV infection syndrome (B23.0)

- B20.0** **HIV disease with mycobacterial infection**
HIV disease with tuberculosis
- B20.1** **HIV disease with other bacterial infections**
- B20.2** **HIV disease with cytomegaloviral disease**
- B20.3** **HIV disease with other viral infections**
- B20.4** **HIV disease with candidiasis**

INTERNATIONAL CLASSIFICATION OF DISEASES

- B20.5** HIV disease with other mycoses
- B20.6** HIV disease with *Pneumocystis carinii* pneumonia
HIV disease resulting in *Pneumocystis carinii* pneumonia
- B20.7** HIV disease with multiple infections
- B20.8** HIV disease with other infectious and parasitic diseases
- B20.9** HIV disease with unspecified infectious or parasitic disease
HIV disease with infection NOS
- B21** Human immunodeficiency virus [HIV] disease with malignant neoplasms
- B21.0** HIV disease with Kaposi's sarcoma
- B21.1** HIV disease with Burkitt's lymphoma
- B21.2** HIV disease with other types of non-Hodgkin's lymphoma
- B21.3** HIV disease with other malignant neoplasms of lymphoid, haematopoietic and related tissue
- B21.7** HIV disease with multiple malignant neoplasms
- B21.8** HIV disease with other malignant neoplasms
- B21.9** HIV disease with unspecified malignant neoplasm
- B22** Human immunodeficiency virus [HIV] disease with other specified diseases
- B22.0** HIV disease with encephalopathy
HIV dementia
- B22.1** HIV disease with lymphoid interstitial pneumonitis
- B22.2** HIV disease with wasting syndrome
HIV disease with failure to thrive
Slim disease

CERTAIN INFECTIOUS AND PARASITIC DISEASES

B22.7 **HIV disease with multiple diseases classified elsewhere**
Note: For use of this category, reference should be made to the morbidity coding rules and guidelines in Volume 2 or mortality coding rules and guidelines in Part 2a Instruction Manual (NCHS).

B23 **Human immunodeficiency virus [HIV] disease with other conditions**

B23.0 **Acute HIV infection syndrome**

B23.1 **HIV disease with (persistent) generalized lymphadenopathy**

B23.2 **HIV disease with haematological and immunological abnormalities, not elsewhere classified**

B23.8 **HIV disease with other specified conditions**

B24 **Unspecified human immunodeficiency virus [HIV] disease**
Acquired immunodeficiency syndrome [AIDS] NOS
AIDS-related complex [ARC] NOS

Other viral diseases
(B25-B34)

B25 **Cytomegaloviral disease**
Excludes: congenital cytomegalovirus infection (P35.1)
 cytomegaloviral mononucleosis (B27.1)

B25.0† **Cytomegaloviral pneumonitis (J17.1*)**

B25.1† **Cytomegaloviral hepatitis (K77.0*)**

B25.2† **Cytomegaloviral pancreatitis (K87.1*)**

B25.8 **Other cytomegaloviral diseases**

B25.9 **Cytomegaloviral disease, unspecified**

- B26** **Mumps**
Includes: parotitis:
- epidemic
 - infectious
- B26.0†** **Mumps orchitis (N51.1*)**
- B26.1†** **Mumps meningitis (G02.0*)**
- B26.2†** **Mumps encephalitis (G05.1*)**
- B26.3†** **Mumps pancreatitis (K87.1*)**
- B26.8** **Mumps with other complications**
Mumps:
- arthritis† (M01.5*)
 - myocarditis† (I41.1*)
 - nephritis† (N08.0*)
 - polyneuropathy† (G63.0*)
- B26.9** **Mumps without complication**
Mumps:
- NOS
 - parotitis NOS
- B27** **Infectious mononucleosis**
Includes: glandular fever
 monocytic angina
 Pfeiffer's disease
- B27.0** **Gammaherpesviral mononucleosis**
Mononucleosis due to Epstein-Barr virus
- B27.1** **Cytomegaloviral mononucleosis**
- B27.8** **Other infectious mononucleosis**
- B27.9** **Infectious mononucleosis, unspecified**

B30

Viral conjunctivitis

Excludes: ocular disease:

- herpesviral [herpes simplex] (B00.5)
- zoster (B02.3)

B30.0†

Keratoconjunctivitis due to adenovirus (H19.2*)

Epidemic keratoconjunctivitis
Shipyards eye

B30.1†

Conjunctivitis due to adenovirus (H13.1*)

Acute adenoviral follicular conjunctivitis
Swimming-pool conjunctivitis

B30.2

Viral pharyngoconjunctivitis

B30.3†

Acute epidemic haemorrhagic conjunctivitis (enteroviral) (H13.1*)

Conjunctivitis due to:

- coxsackievirus 24
- enterovirus 70

Haemorrhagic conjunctivitis (acute)(epidemic)

B30.8†

Other viral conjunctivitis (H13.1*)

Newcastle conjunctivitis

B30.9

Viral conjunctivitis, unspecified

B33

Other viral diseases, not elsewhere classified

B33.0

Epidemic myalgia

Bornholm disease

B33.1

Ross River disease

Epidemic polyarthritis and exanthema
Ross River fever

B33.2

Viral carditis

B33.3

Retrovirus infections, not elsewhere classified

Retrovirus infection NOS

INTERNATIONAL CLASSIFICATION OF DISEASES

B33.4† Hantavirus (cardio)-pulmonary syndrome [HPS] [HCPS] (J17.1*)

Hantavirus disease with pulmonary manifestations
Sin Nombre virus disease

Use additional code (N17.9), if desired, to identify any renal failure associated with HPS caused by the Andes, Bayou and Black Creek Canal hantavirus aetiologies.

Excludes: haemorrhagic fever with renal manifestations (A98.5† N08.0*)

B33.8 Other specified viral diseases

B34 Viral infection of unspecified site

Excludes: cytomegaloviral disease NOS (B25.9)
herpesvirus [herpes simplex] infection NOS (B00.9)
retrovirus infection NOS (B33.3)
viral agents as the cause of diseases classified to other chapters (B97.-)

B34.0 Adenovirus infection, unspecified site

B34.1 Enterovirus infection, unspecified site

Coxsackievirus infection NOS
Echovirus infection NOS

B34.2 Coronavirus infection, unspecified site

B34.3 Parvovirus infection, unspecified site

B34.4 Papovavirus infection, unspecified site

B34.8 Other viral infections of unspecified site

B34.9 Viral infection, unspecified

Viraemia NOS

**Mycoses
(B35-B49)**

Excludes: hypersensitivity pneumonitis due to organic dust (J67.-)
mycosis fungoides (C84.0)

B35

Dermatophytosis

Includes: favus
infections due to species of *Epidermophyton*, *Microsporum* and
Trichophyton
tinea, any type except those in B36.-

B35.0

Tinea barbae and tinea capitis

Beard ringworm
Kerion
Scalp ringworm
Sycosis, mycotic

B35.1

Tinea unguium

Dermatophytic onychia
Dermatophytosis of nail
Onychomycosis
Ringworm of nails

B35.2

Tinea manuum

Dermatophytosis of hand
Hand ringworm

B35.3

Tinea pedis

Athlete's foot
Dermatophytosis of foot
Foot ringworm

B35.4

Tinea corporis

Ringworm of the body

B35.5

Tinea imbricata

Tokelau

B35.6

Tinea cruris

Dhobi itch
Groin ringworm
Jock itch

B35.8 Other dermatophytoses

Dermatophytosis:

- disseminated
- granulomatous

B35.9 Dermatophytosis, unspecified

Ringworm NOS

B36

Other superficial mycoses

B36.0 Pityriasis versicolor

Tinea:

- flava
- versicolor

B36.1 Tinea nigra

Keratomycosis nigricans palmaris

Microsporosis nigra

Pityriasis nigra

B36.2 White piedra

Tinea blanca

B36.3 Black piedra

B36.8 Other specified superficial mycoses

B36.9 Superficial mycosis, unspecified

B37

Candidiasis

Includes: candidosis
moniliasis

Excludes: neonatal candidiasis (P37.5)

B37.0 Candidal stomatitis

Oral thrush

B37.1 Pulmonary candidiasis

- B37.2** **Candidiasis of skin and nail**
Candidal:
• onychia
• paronychia

Excludes: diaper [napkin] dermatitis (L22)
- B37.3†** **Candidiasis of vulva and vagina (N77.1*)**
Candidal vulvovaginitis
Monilial vulvovaginitis
Vaginal thrush
- B37.4** **Candidiasis of other urogenital sites**
Candidal:
• balanitis† (N51.2*)
• urethritis† (N37.0*)
- B37.5†** **Candidal meningitis (G02.1*)**
- B37.6†** **Candidal endocarditis (I39.8*)**
- B37.7** **Candidal septicaemia**
- B37.8** **Candidiasis of other sites**
Candidal:
• cheilitis
• enteritis
- B37.9** **Candidiasis, unspecified**
Thrush NOS
- B38** **Coccidioidomycosis**
- B38.0** **Acute pulmonary coccidioidomycosis**
- B38.1** **Chronic pulmonary coccidioidomycosis**
- B38.2** **Pulmonary coccidioidomycosis, unspecified**

INTERNATIONAL CLASSIFICATION OF DISEASES

- B38.3** **Cutaneous coccidioidomycosis**
- B38.4†** **Coccidioidomycosis meningitis (G02.1*)**
- B38.7** **Disseminated coccidioidomycosis**
Generalized coccidioidomycosis
- B38.8** **Other forms of coccidioidomycosis**
- B38.9** **Coccidioidomycosis, unspecified**
- B39** **Histoplasmosis**
- B39.0** **Acute pulmonary histoplasmosis capsulati**
- B39.1** **Chronic pulmonary histoplasmosis capsulati**
- B39.2** **Pulmonary histoplasmosis capsulati, unspecified**
- B39.3** **Disseminated histoplasmosis capsulati**
Generalized histoplasmosis capsulati
- B39.4** **Histoplasmosis capsulati, unspecified**
American histoplasmosis
- B39.5** **Histoplasmosis duboisii**
African histoplasmosis
- B39.9** **Histoplasmosis, unspecified**
- B40** **Blastomycosis**
Excludes: Brazilian blastomycosis (B41.-)
keloidal blastomycosis (B48.0)
- B40.0** **Acute pulmonary blastomycosis**
- B40.1** **Chronic pulmonary blastomycosis**

CERTAIN INFECTIOUS AND PARASITIC DISEASES

B40.2 **Pulmonary blastomycosis, unspecified**

B40.3 **Cutaneous blastomycosis**

B40.7 **Disseminated blastomycosis**
Generalized blastomycosis

B40.8 **Other forms of blastomycosis**

B40.9 **Blastomycosis, unspecified**

B41 **Paracoccidioidomycosis**
Includes: Brazilian blastomycosis
Lutz' disease

B41.0 **Pulmonary paracoccidioidomycosis**

B41.7 **Disseminated paracoccidioidomycosis**
Generalized paracoccidioidomycosis

B41.8 **Other forms of paracoccidioidomycosis**

B41.9 **Paracoccidioidomycosis, unspecified**

B42 **Sporotrichosis**

B42.0† **Pulmonary sporotrichosis (J99.8*)**

B42.1 **Lymphocutaneous sporotrichosis**

B42.7 **Disseminated sporotrichosis**
Generalized sporotrichosis

B42.8 **Other forms of sporotrichosis**

B42.9 **Sporotrichosis, unspecified**

B43 **Chromomycosis and phaeomycotic abscess**

INTERNATIONAL CLASSIFICATION OF DISEASES

- B43.0** **Cutaneous chromomycosis**
Dermatitis verrucosa
- B43.1** **Phaeomycotic brain abscess**
Cerebral chromomycosis
- B43.2** **Subcutaneous phaeomycotic abscess and cyst**
- B43.8** **Other forms of chromomycosis**
- B43.9** **Chromomycosis, unspecified**
- B44** **Aspergillosis**
Includes: aspergilloma
- B44.0** **Invasive pulmonary aspergillosis**
- B44.1** **Other pulmonary aspergillosis**
- B44.2** **Tonsillar aspergillosis**
- B44.7** **Disseminated aspergillosis**
Generalized aspergillosis
- B44.8** **Other forms of aspergillosis**
- B44.9** **Aspergillosis, unspecified**
- B45** **Cryptococcosis**
- B45.0** **Pulmonary cryptococcosis**
- B45.1** **Cerebral cryptococcosis**
Cryptococcal meningitis† (G02.1*)
Cryptococcosis meningocerebralis
- B45.2** **Cutaneous cryptococcosis**
- B45.3** **Osseous cryptococcosis**

CERTAIN INFECTIOUS AND PARASITIC DISEASES

B45.7 **Disseminated cryptococcosis**
Generalized cryptococcosis

B45.8 **Other forms of cryptococcosis**

B45.9 **Cryptococcosis, unspecified**

B46 **Zygomycosis**

B46.0 **Pulmonary mucormycosis**

B46.1 **Rhinocerebral mucormycosis**

B46.2 **Gastrointestinal mucormycosis**

B46.3 **Cutaneous mucormycosis**
Subcutaneous mucormycosis

B46.4 **Disseminated mucormycosis**
Generalized mucormycosis

B46.5 **Mucormycosis, unspecified**

B46.8 **Other zygomycoses**
Entomophthoromycosis

B46.9 **Zygomycosis, unspecified**
Phycomycosis NOS

B47 **Mycetoma**

B47.0 **Eumycetoma**
Madura foot, mycotic
Maduromycosis

B47.1 **Actinomycetoma**

B47.9 **Mycetoma, unspecified**
Madura foot NOS

INTERNATIONAL CLASSIFICATION OF DISEASES

B48 Other mycoses, not elsewhere classified

B48.0 Lobomycosis

Keloidal blastomycosis
Lobo's disease

B48.1 Rhinosporidiosis

B48.2 Allescheriasis

Infection due to *Pseudallescheria boydii*

Excludes: eumycetoma (B47.0)

B48.3 Geotrichosis

Geotrichum stomatitis

B48.4 Penicillosis

B48.7 Opportunistic mycoses

Mycoses caused by fungi of low virulence that can establish an infection only as a consequence of factors such as the presence of debilitating disease or the administration of immunosuppressive and other therapeutic agents or radiation therapy. Most of the causal fungi are normally saprophytic in soil and decaying vegetation.

B48.8 Other specified mycoses

Adiaspiromycosis

B49 Unspecified mycosis

Fungaemia NOS

Protozoal diseases

(B50-B64)

Excludes: amoebiasis (A06.-)
other protozoal intestinal diseases (A07.-)

B50 *Plasmodium falciparum* malaria

Includes: mixed infections of *Plasmodium falciparum* with any other *Plasmodium* species

CERTAIN INFECTIOUS AND PARASITIC DISEASES

- B50.0** *Plasmodium falciparum* malaria with cerebral complications
Cerebral malaria NOS
- B50.8** **Other severe and complicated *Plasmodium falciparum* malaria**
Severe or complicated *Plasmodium falciparum* malaria NOS
- B50.9** *Plasmodium falciparum* malaria, unspecified
- B51** *Plasmodium vivax* malaria
Includes: mixed infections of *Plasmodium vivax* with other *Plasmodium* species,
except *Plasmodium falciparum*

Excludes: when mixed with *Plasmodium falciparum* (B50.-)
- B51.0** *Plasmodium vivax* malaria with rupture of spleen
- B51.8** *Plasmodium vivax* malaria with other complications
- B51.9** *Plasmodium vivax* malaria without complication
Plasmodium vivax malaria NOS
- B52** *Plasmodium malariae* malaria
Includes: mixed infections of *Plasmodium malariae* with other *Plasmodium*
species, except *Plasmodium falciparum* and *Plasmodium vivax*

Excludes: when mixed with *Plasmodium*:
• *falciparum* (B50.-)
• *vivax* (B51.-)
- B52.0** *Plasmodium malariae* malaria with nephropathy
- B52.8** *Plasmodium malariae* malaria with other complications
- B52.9** *Plasmodium malariae* malaria without complication
Plasmodium malariae malaria NOS
- B53** **Other parasitologically confirmed malaria**

INTERNATIONAL CLASSIFICATION OF DISEASES

B53.0

***Plasmodium ovale* malaria**

Excludes: when mixed with *Plasmodium*:

- *falciparum* (B50.-)
- *malariae* (B52.-)
- *vivax* (B51.-)

B53.1

Malaria due to simian plasmodia

Excludes: when mixed with *Plasmodium*:

- *falciparum* (B50.-)
- *malariae* (B52.-)
- *ovale* (B53.0)
- *vivax* (B51.-)

B53.8

Other parasitologically confirmed malaria, not elsewhere classified

Parasitologically confirmed malaria NOS

B54

Unspecified malaria

Clinically diagnosed malaria without parasitological confirmation

B55

Leishmaniasis

B55.0

Visceral leishmaniasis

Kala-azar

Post-kala-azar dermal leishmaniasis

B55.1

Cutaneous leishmaniasis

B55.2

Mucocutaneous leishmaniasis

B55.9

Leishmaniasis, unspecified

B56

African trypanosomiasis

B56.0

Gambiense trypanosomiasis

Infection due to *Trypanosoma brucei gambiense*

West African sleeping sickness

- B56.1** **Rhodesiense trypanosomiasis**
East African sleeping sickness
Infection due to *Trypanosoma brucei rhodesiense*
- B56.9** **African trypanosomiasis, unspecified**
Sleeping sickness NOS
Trypanosomiasis NOS, in places where African trypanosomiasis is prevalent
- B57** **Chagas' disease**
Includes: American trypanosomiasis
infection due to *Trypanosoma cruzi*
- B57.0†** **Acute Chagas' disease with heart involvement (I41.2*, I98.1*)**
Acute Chagas' disease with:
 - cardiovascular involvement NEC (I98.1*)
 - myocarditis (I41.2*)
- B57.1** **Acute Chagas' disease without heart involvement**
Acute Chagas' disease NOS
- B57.2** **Chagas' disease (chronic) with heart involvement**
American trypanosomiasis NOS
Chagas' disease (chronic) (with):
 - NOS
 - cardiovascular involvement NEC† (I98.1*)
 - myocarditis† (I41.2*)Trypanosomiasis NOS, in places where Chagas' disease is prevalent
- B57.3** **Chagas' disease (chronic) with digestive system involvement**
- B57.4** **Chagas' disease (chronic) with nervous system involvement**
- B57.5** **Chagas' disease (chronic) with other organ involvement**
- B58** **Toxoplasmosis**
Includes: infection due to *Toxoplasma gondii*

Excludes: congenital toxoplasmosis (P37.1)

INTERNATIONAL CLASSIFICATION OF DISEASES

- B58.0†** **Toxoplasma oculopathy**
Toxoplasma chorioretinitis (H32.0*)
- B58.1†** **Toxoplasma hepatitis (K77.0*)**
- B58.2†** **Toxoplasma meningoencephalitis (G05.2*)**
- B58.3†** **Pulmonary toxoplasmosis (J17.3*)**
- B58.8** **Toxoplasmosis with other organ involvement**
Toxoplasma:
- myocarditis† (I41.2*)
 - myositis† (M63.1*)
- B58.9** **Toxoplasmosis, unspecified**
- B59†** **Pneumocystosis (J17.3*)**
Pneumonia due to:
- *Pneumocystis carinii*
 - *Pneumocystis jirovecii*
- B60** **Other protozoal diseases, not elsewhere classified**
Excludes: cryptosporidiosis (A07.2)
 intestinal microsporidiosis (A07.8)
 isosporiasis (A07.3)
- B60.0** **Babesiosis**
Piroplasmosis
- B60.1** **Acanthamoebiasis**
Conjunctivitis due to *Acanthamoeba*† (H13.1*)
Keratoconjunctivitis due to *Acanthamoeba*† (H19.2*)
- B60.2** **Naegleriasis**
Primary amoebic meningoencephalitis† (G05.2*)
- B60.8** **Other specified protozoal diseases**
Microsporidiosis
- B64** **Unspecified protozoal disease**

**Helminthiases
(B65-B83)**

- B65** **Schistosomiasis [bilharziasis]**
Includes: snail fever
- B65.0** **Schistosomiasis due to *Schistosoma haematobium* [urinary schistosomiasis]**
- B65.1** **Schistosomiasis due to *Schistosoma mansoni* [intestinal schistosomiasis]**
- B65.2** **Schistosomiasis due to *Schistosoma japonicum***
Asiatic schistosomiasis
- B65.3** **Cercarial dermatitis**
Swimmer's itch
- B65.8** **Other schistosomiasis**
Infection due to *Schistosoma*:
- *intercalatum*
 - *matthei*
 - *mekongi*
- B65.9** **Schistosomiasis, unspecified**
- B66** **Other fluke infections**
- B66.0** **Opisthorchiasis**
Infection due to:
- cat liver fluke
 - *Opisthorchis (felineus) (viverrini)*
- B66.1** **Clonorchiasis**
Chinese liver fluke disease
Infection due to *Clonorchis sinensis*
Oriental liver fluke disease
- B66.2** **Dicrocoeliasis**
Infection due to *Dicrocoelium dendriticum*
Lancet fluke infection

INTERNATIONAL CLASSIFICATION OF DISEASES

- B66.3** **Fascioliasis**
Infection due to *Fasciola*:
• *gigantica*
• *hepatica*
• *indica*
Sheep liver fluke disease
- B66.4** **Paragonimiasis**
Infection due to *Paragonimus* species
Lung fluke disease
Pulmonary distomiasis
- B66.5** **Fasciolopsiasis**
Infection due to *Fasciolopsis buski*
Intestinal distomiasis
- B66.8** **Other specified fluke infections**
Echinostomiasis
Heterophyiasis
Metagonimiasis
Nanophyetiasis
Watsoniasis
- B66.9** **Fluke infection, unspecified**
- B67** **Echinococcosis**
Includes: hydatidosis
- B67.0** ***Echinococcus granulosus* infection of liver**
- B67.1** ***Echinococcus granulosus* infection of lung**
- B67.2** ***Echinococcus granulosus* infection of bone**
- B67.3** ***Echinococcus granulosus* infection, other and multiple sites**
- B67.4** ***Echinococcus granulosus* infection, unspecified**
- B67.5** ***Echinococcus multilocularis* infection of liver**
- B67.6** ***Echinococcus multilocularis* infection, other and multiple sites**

CERTAIN INFECTIOUS AND PARASITIC DISEASES

B67.7 *Echinococcus multilocularis* infection, unspecified

B67.8 Echinococcosis, unspecified, of liver

B67.9 **Echinococcosis, other and unspecified**
Echinococcosis NOS

B68

Taeniasis

Excludes: cysticercosis (B69.-)

B68.0 *Taenia solium* taeniasis
Pork tapeworm (infection)

B68.1 *Taenia saginata* taeniasis
Beef tapeworm (infection)
Infection due to adult tapeworm *Taenia saginata*

B68.9 **Taeniasis, unspecified**

B69

Cysticercosis

Includes: cysticerciasis infection due to larval form of *Taenia solium*

B69.0 **Cysticercosis of central nervous system**

B69.1 **Cysticercosis of eye**

B69.8 **Cysticercosis of other sites**

B69.9 **Cysticercosis, unspecified**

B70

Diphyllobothriasis and sparganosis

B70.0 **Diphyllobothriasis**
Diphyllobothrium (adult) (*latum*) (*pacificum*) infection
Fish tapeworm (infection)

Excludes: larval diphyllobothriasis (B70.1)

INTERNATIONAL CLASSIFICATION OF DISEASES

B70.1 **Sparganosis**
Infection due to:
• *Sparganum (mansoni) (proliferum)*
• *Spirometra* larvae
Larval diphyllbothriasis
Spirometrosis

B71 **Other cestode infections**

B71.0 **Hymenolepiasis**
Dwarf tapeworm (infection)
Rat tapeworm (infection)

B71.1 **Dipylidiasis**
Dog tapeworm (infection)

B71.8 **Other specified cestode infections**
Coenurosis

B71.9 **Cestode infection, unspecified**
Tapeworm (infection) NOS

B72 **Dracunculiasis**
Guinea worm infection
Infection due to *Dracunculus medinensis*

B73 **Onchocerciasis**
Onchocerca volvulus infection
Onchocercosis
River blindness

B74 **Filariasis**
Excludes: onchocerciasis (B73)
 tropical (pulmonary) eosinophilia NOS (J82)

B74.0 **Filariasis due to *Wuchereria bancrofti***
Bancroftian:
• elephantiasis
• filariasis

- B74.1** **Filariasis due to *Brugia malayi***
- B74.2** **Filariasis due to *Brugia timori***
- B74.3** **Loiasis**
Calabar swelling
Eyeworm disease of Africa
Loa loa infection
- B74.4** **Mansonelliasis**
Infection due to *Mansonella*:
- *ozzardi*
 - *perstans*
 - *streptocerca*
- B74.8** **Other filariases**
Dirofilariasis
- B74.9** **Filariasis, unspecified**
- B75** **Trichinellosis**
Infection due to *Trichinella* species
Trichiniasis
- B76** **Hookworm diseases**
Includes: uncinariasis
- B76.0** **Ancylostomiasis**
Infection due to *Ancylostoma* species
- B76.1** **Necatoriasis**
Infection due to *Necator americanus*
- B76.8** **Other hookworm diseases**
- B76.9** **Hookworm disease, unspecified**
Cutaneous larva migrans NOS
- B77** **Ascariasis**
Includes: ascaridiasis
 roundworm infection

INTERNATIONAL CLASSIFICATION OF DISEASES

B77.0 **Ascariasis with intestinal complications**

B77.8 **Ascariasis with other complications**

B77.9 **Ascariasis, unspecified**

B78

Strongyloidiasis

Excludes: trichostrongyliasis (B81.2)

B78.0 **Intestinal strongyloidiasis**

B78.1 **Cutaneous strongyloidiasis**

B78.7 **Disseminated strongyloidiasis**

B78.9 **Strongyloidiasis, unspecified**

B79

Trichuriasis

Trichocephaliasis

Whipworm (disease) (infection)

B80

Enterobiasis

Oxyuriasis

Pinworm infection

Threadworm infection

B81

Other intestinal helminthiasis, not elsewhere classified

Excludes: angiostrongyliasis due to *Angiostrongylus cantonensis* (B83.2)
angiostrongyliasis due to *Parastrongylus cantonensis* (B83.2)

B81.0 **Anisakiasis**
Infection due to *Anisakis* larvae

B81.1 **Intestinal capillariasis**
Capillariasis NOS
Infection due to *Capillaria philippinensis*

Excludes: hepatic capillariasis (B83.8)

B81.2 **Trichostrongyliasis**

- B81.3** **Intestinal angiostrongyliasis**
Angiostrongyliasis due to *Angiostrongylus costaricensis*
Angiostrongyliasis due to *Parastrongylus costaricensis*
- B81.4** **Mixed intestinal helminthiases**
Infection due to intestinal helminths classifiable to more than one of the
categories B65.0-B81.3 and B81.8
Mixed helminthiasis NOS
- B81.8** **Other specified intestinal helminthiases**
Infection due to:
- *Oesophagostomum* species [oesophagostomiasis]
 - *Ternidens deminutus* [ternidensiasis]
 - *Ternidens diminutus* [ternidensiasis]
- B82** **Unspecified intestinal parasitism**
- B82.0** **Intestinal helminthiasis, unspecified**
- B82.9** **Intestinal parasitism, unspecified**
- B83** **Other helminthiases**
Excludes: capillariasis:
- NOS (B81.1)
 - intestinal (B81.1)
- B83.0** **Visceral larva migrans**
Toxocariasis
- B83.1** **Gnathostomiasis**
Wandering swelling
- B83.2** **Angiostrongyliasis due to *Parastrongylus cantonensis***
Angiostrongyliasis due to *Angiostrongylus cantonensis*
Eosinophilic meningoencephalitis† (G05.2*)
- Excludes:* intestinal angiostrongyliasis (B81.3)

INTERNATIONAL CLASSIFICATION OF DISEASES

B83.3 **Syngamiasis**
Syngamosis

B83.4 **Internal hirudiniasis**
Excludes: external hirudiniasis (B88.3)

B83.8 **Other specified helminthiases**
Acanthocephaliasis
Gongylonemiasis
Hepatic capillariasis
Metastrongyliasis
Thelaziasis

B83.9 **Helminthiasis, unspecified**
Worms NOS

Excludes: intestinal helminthiasis NOS (B82.0)

Pediculosis, acariasis and other infestations (B85-B89)

B85 **Pediculosis and phthiriasis**

B85.0 **Pediculosis due to *Pediculus humanus capitis***
Head-louse infestation

B85.1 **Pediculosis due to *Pediculus humanus corporis***
Body-louse infestation

B85.2 **Pediculosis, unspecified**

B85.3 **Phthiriasis**
Infestation by:
• crab-louse
• *Phthirus pubis*

B85.4 **Mixed pediculosis and phthiriasis**
Infestation classifiable to more than one of the categories B85.0-B85.3

- B86** **Scabies**
Sarcoptic itch
- B87** **Myiasis**
Includes: infestation by larvae of flies
- B87.0** **Cutaneous myiasis**
Creeping myiasis
- B87.1** **Wound myiasis**
Traumatic myiasis
- B87.2** **Ocular myiasis**
- B87.3** **Nasopharyngeal myiasis**
Laryngeal myiasis
- B87.4** **Aural myiasis**
- B87.8** **Myiasis of other sites**
Genitourinary myiasis
Intestinal myiasis
- B87.9** **Myiasis, unspecified**
- B88** **Other infestations**
- B88.0** **Other acariasis**
Acarine dermatitis
Dermatitis due to:
- *Demodex* species
 - *Dermanyssus gallinae*
 - *Liponyssoides sanguineus*
- Trombiculosis
- Excludes:* scabies (B86)
- B88.1** **Tungiasis [sandflea infestation]**

INTERNATIONAL CLASSIFICATION OF DISEASES

B88.2 **Other arthropod infestations**
Scarabiasis

B88.3 **External hirudiniasis**
Leech infestation NOS

Excludes: internal hirudiniasis (B83.4)

B88.8 **Other specified infestations**
Ichthyoparasitism due to *Vandellia cirrhosa*
Linguatulosis
Porocephaliasis

B88.9 **Infestation, unspecified**
Infestation (skin) NOS
Infestation by mites NOS
Skin parasites NOS

B89 **Unspecified parasitic disease**

Sequelae of infectious and parasitic diseases (B90-B94)

Note: Categories B90-B94 are to be used to indicate conditions in categories A00-B89 as the cause of sequelae, which are themselves classified elsewhere. The "sequelae" include conditions specified as such; they also include late effects of diseases classifiable to the above categories if there is evidence that the disease itself is no longer present. For use of these categories, reference should be made to the morbidity coding rules and guidelines in Volume 2 or mortality coding rules and guidelines in Part 2a Instruction Manual (NCHS).

Not to be used for chronic infections. Code current infections to chronic or active infectious disease as appropriate.

B90 **Sequelae of tuberculosis**

B90.0 **Sequelae of central nervous system tuberculosis**

B90.1 **Sequelae of genitourinary tuberculosis**

CERTAIN INFECTIOUS AND PARASITIC DISEASES

- B90.2** **Sequelae of tuberculosis of bones and joints**
- B90.8** **Sequelae of tuberculosis of other organs**
- B90.9** **Sequelae of respiratory and unspecified tuberculosis**
Sequelae of tuberculosis NOS
- B91** **Sequelae of poliomyelitis**
Excludes: postpolio syndrome (G14)
- B92** **Sequelae of leprosy**
- B94** **Sequelae of other and unspecified infectious and parasitic diseases**
- B94.0** **Sequelae of trachoma**
- B94.1** **Sequelae of viral encephalitis**
- B94.2** **Sequelae of viral hepatitis**
- B94.8** **Sequelae of other specified infectious and parasitic diseases**
- B94.9** **Sequelae of unspecified infectious or parasitic disease**

**Bacterial, viral and other infectious agents
(B95-B97)**

Note: These categories should never be used in primary coding. They are provided for use as supplementary or additional codes when it is desired to identify the infectious agent(s) in diseases classified elsewhere.

- B95** **Streptococcus and staphylococcus as the cause of diseases classified to other chapters**
- B95.0** **Streptococcus, group A, as the cause of diseases classified to other chapters**
- B95.1** **Streptococcus, group B, as the cause of diseases classified to other chapters**
- B95.2** **Streptococcus, group D, as the cause of diseases classified to other chapters**

INTERNATIONAL CLASSIFICATION OF DISEASES

- B95.3** *Streptococcus pneumoniae* as the cause of diseases classified to other chapters
- B95.4** Other streptococcus as the cause of diseases classified to other chapters
- B95.5** Unspecified streptococcus as the cause of diseases classified to other chapters
- B95.6** *Staphylococcus aureus* as the cause of diseases classified to other chapters
- B95.7** Other staphylococcus as the cause of diseases classified to other chapters
- B95.8** Unspecified staphylococcus as the cause of diseases classified to other chapters
- B96** Other specified bacterial agents as the cause of diseases classified to other chapters
- B96.0** *Mycoplasma pneumoniae* [*M. pneumoniae*] as the cause of diseases classified to other chapters
Pleuro-pneumonia-like-organism [PPL0]
- B96.1** *Klebsiella pneumoniae* [*K. pneumoniae*] as the cause of diseases classified to other chapters
- B96.2** *Escherichia coli* [*E. coli*] as the cause of diseases classified to other chapters
- B96.3** *Haemophilus influenzae* [*H. influenzae*] as the cause of diseases classified to other chapters
- B96.4** *Proteus (mirabilis) (morganii)* as the cause of diseases classified to other chapters
- B96.5** *Pseudomonas (aeruginosa) (mallei) (pseudomallei)* as the cause of diseases classified to other chapters
- B96.6** *Bacillus fragilis* [*B. fragilis*] as the cause of diseases classified to other chapters
- B96.7** *Clostridium perfringens* [*C. perfringens*] as the cause of diseases classified to other chapters

B96.8 **Other specified bacterial agents as the cause of diseases classified to other chapters**

B97 **Viral agents as the cause of diseases classified to other chapters**

B97.0 **Adenovirus as the cause of diseases classified to other chapters**

B97.1 **Enterovirus as the cause of diseases classified to other chapters**
Coxsackievirus
Echovirus

B97.2 **Coronavirus as the cause of diseases classified to other chapters**

B97.3 **Retrovirus as the cause of diseases classified to other chapters**
Lentivirus
Oncovirus

B97.4 **Respiratory syncytial virus as the cause of diseases classified to other chapters**

B97.5 **Reovirus as the cause of diseases classified to other chapters**

B97.6 **Parvovirus as the cause of diseases classified to other chapters**

B97.7 **Papillomavirus as the cause of diseases classified to other chapters**

B97.8 **Other viral agents as the cause of diseases classified to other chapters**
Human metapneumovirus

Other infectious diseases
(B99)

B99 **Other and unspecified infectious diseases**

CHAPTER II

Neoplasms (C00-D48)

This chapter contains the following broad groups of neoplasms:

C00-C97	Malignant neoplasms
C00-C75	Malignant neoplasms, stated or presumed to be primary, of specified sites, except of lymphoid, haematopoietic and related tissue
C00-C14	Lip, oral cavity and pharynx
C15-C26	Digestive organs
C30-C39	Respiratory and intrathoracic organs
C40-C41	Bone and articular cartilage
C43-C44	Skin
C45-C49	Mesothelial and soft tissue
C50	Breast
C51-C58	Female genital organs
C60-C63	Male genital organs
C64-C68	Urinary tract
C69-C72	Eye, brain and other parts of central nervous system
C73-C75	Thyroid and other endocrine glands
C76-C80	Malignant neoplasms of ill-defined, secondary and unspecified sites
C81-C96	Malignant neoplasms, stated or presumed to be primary, of lymphoid, haematopoietic and related tissue
C97	Malignant neoplasms of independent (primary) multiple sites
D00-D09	In situ neoplasms
D10-D36	Benign neoplasms
D37-D48	Neoplasms of uncertain or unknown behaviour [see note, page II-70]

Notes

1. Primary, ill-defined, secondary and unspecified sites of malignant neoplasms

Categories C76-C80 include malignant neoplasms for which there is no clear indication of the original site of the cancer or the cancer is stated to be "disseminated", "scattered" or "spread" without mention of the primary site. In both cases the primary site is considered to be unknown.

2. Functional activity

All neoplasms are classified in this chapter, whether they are functionally active or not. An additional code from Chapter IV may be used, if desired, to identify functional activity associated with any neoplasm. For example, catecholamine-producing malignant pheochromocytoma of adrenal gland should be coded to C74 with additional code E27.5; basophil adenoma of pituitary gland with Cushing's syndrome should be coded to D35.2 with additional code E24.0.

3. Morphology

There are a number of major morphological (histological) groups of malignant neoplasms: carcinomas including squamous (cell) and adeno-carcinomas; sarcomas; other soft tissue tumours including mesotheliomas; lymphomas (Hodgkin's and non-Hodgkin's); leukaemia; other specified and site-specific types; and unspecified cancers. Cancer is a generic term and may be used for any of the above groups, although it is rarely applied to the malignant neoplasms of lymphatic, haematopoietic and related tissue. "Carcinoma" is sometimes used incorrectly as a synonym for "cancer".

In Chapter II neoplasms are classified predominantly by site within broad groupings for behaviour. In a few exceptional cases morphology is indicated in the category and subcategory titles.

For those wishing to identify the histological type of neoplasm, comprehensive separate morphology codes are provided on pages Morphology 1-25. These morphology codes are derived from the second edition of International Classification of Diseases for Oncology (ICD-O), which is a dual-axis classification providing independent coding systems for topography and morphology. Morphology codes have six digits: the first four digits identify the histological type; the fifth digit is the behaviour code (malignant primary, malignant secondary (metastatic), in situ, benign, uncertain whether malignant or benign); and the sixth digit is a grading code (differentiation) for solid tumours, and is also used as a special code for lymphomas and leukaemias.

4. Use of subcategories in Chapter II

Attention is drawn to the special use of subcategory .8 in this chapter [see note 5]. Where it has been necessary to provide subcategories for "other", these have generally been designated as subcategory .7.

5. Malignant neoplasms overlapping site boundaries and the use of subcategory .8 (overlapping lesion)

Categories C00-C75 classify primary malignant neoplasms according to their point of origin. Many three-character categories are further divided into named parts or subcategories of the organ in question. A neoplasm that overlaps two or more contiguous sites within a three-character category and whose point of origin cannot be determined should be classified to the subcategory .8 ("overlapping lesion"), unless the combination is specifically indexed elsewhere.

For example, carcinoma of oesophagus and stomach is specifically indexed to C16.0 (cardia), while carcinoma of the tip and ventral surface of the tongue should be assigned to C02.8. On the other hand, carcinoma of the tip of the tongue extending to involve the ventral surface should be coded to C02.1 as the point of origin, the tip, is known. "Over-lapping" implies that the sites involved are contiguous (next to each other). Numerically consecutive subcategories are frequently anatomically contiguous, but this is not invariably so (e.g. bladder C67.-) and the coder may need to consult anatomical texts to determine the topographical relationships.

Sometimes a neoplasm overlaps the boundaries of three-character categories within certain systems. To take care of this the following subcategories have been designated:

C02.8	Overlapping lesion of tongue
C08.8	Overlapping lesion of major salivary glands
C14.8	Overlapping lesion of lip, oral cavity and pharynx
C21.8	Overlapping lesion of rectum, anus and anal canal
C24.8	Overlapping lesion of biliary tract
C26.8	Overlapping lesion of digestive system
C39.8	Overlapping lesion of respiratory and intrathoracic organs
C41.8	Overlapping lesion of bone and articular cartilage
C49.8	Overlapping lesion of connective and soft tissue
C57.8	Overlapping lesion of female genital organs
C63.8	Overlapping lesion of male genital organs
C68.8	Overlapping lesion of urinary organs
C72.8	Overlapping lesion of central nervous system

An example of this is a carcinoma of the stomach and small intestine, which should be coded to C26.8 (Overlapping lesion of digestive system).

6. Malignant neoplasms of ectopic tissue

Malignant neoplasms of ectopic tissue are to be coded to the site mentioned, e.g. ectopic pancreatic malignant neoplasms are coded to pancreas, unspecified (C25.9).

7. Use of the Alphabetical Index in coding neoplasms

In addition to site, morphology and behaviour must also be taken into consideration when coding neoplasms, and reference should always be made first to the Alphabetical Index entry for the morphological description.

The introductory pages of Volume 3 include general instructions about the correct use of the Alphabetical Index. The specific instructions and examples pertaining to neoplasms should be consulted to ensure correct use of the categories and subcategories in Chapter II.

8. Use of the second edition of International Classification of Diseases for Oncology (ICD-O)

For certain morphological types, Chapter II provides a rather restricted topographical classification, or none at all. The topography codes of ICD-O use for all neoplasms essentially the same three- and four-character categories that Chapter II uses for malignant neoplasms (C00-C77, C80), thus providing increased specificity of site for other neoplasms (malignant secondary (metastatic), benign, in situ and uncertain or unknown).

It is therefore recommended that agencies interested in identifying both the site and morphology of tumours, e.g. cancer registries, cancer hospitals, pathology departments and other agencies specializing in cancer, use ICD-O.

**Malignant neoplasms
(C00-C97)**

**Malignant neoplasms of lip, oral cavity and pharynx
(C00-C14)**

C00 **Malignant neoplasm of lip**
Excludes: skin of lip (C43.0, C44.0)

C00.0 **External upper lip**
Upper lip:
• NOS
• lipstick area
• vermilion border

C00.1 **External lower lip**
Lower lip:
• NOS
• lipstick area
• vermilion border

C00.2 **External lip, unspecified**
Vermilion border NOS

-
- C00.3** **Upper lip, inner aspect**
Upper lip:
- buccal aspect
 - frenulum
 - mucosa
 - oral aspect
- C00.4** **Lower lip, inner aspect**
Lower lip:
- buccal aspect
 - frenulum
 - mucosa
 - oral aspect
- C00.5** **Lip, unspecified, inner aspect**
Lip, not specified whether upper or lower:
- buccal aspect
 - frenulum
 - mucosa
 - oral aspect
- C00.6** **Commissure of lip**
- C00.8** **Overlapping lesion of lip**
[See note 5 on page II-2]
- C00.9** **Lip, unspecified**
- C01** **Malignant neoplasm of base of tongue**
Dorsal surface of base of tongue
Fixed part of tongue NOS
Posterior third of tongue
- C02** **Malignant neoplasm of other and unspecified parts of tongue**
- C02.0** **Dorsal surface of tongue**
Anterior two-thirds of tongue, dorsal surface
- Excludes:* dorsal surface of base of tongue (C01)

INTERNATIONAL CLASSIFICATION OF DISEASES

- C02.1** **Border of tongue**
Tip of tongue
- C02.2** **Ventral surface of tongue**
Anterior two-thirds of tongue, ventral surface
Frenulum linguae
- C02.3** **Anterior two-thirds of tongue, part unspecified**
Middle third of tongue NOS
Mobile part of tongue NOS
- C02.4** **Lingual tonsil**
Excludes: tonsil NOS (C09.9)
- C02.8** **Overlapping lesion of tongue**
[See note 5 on page II-2]
- Malignant neoplasm of tongue whose point of origin cannot be classified to any one of the categories C01-C02.4
- C02.9** **Tongue, unspecified**
- C03** **Malignant neoplasm of gum**
Includes: alveolar (ridge) mucosa
gingiva
- Excludes:* malignant odontogenic neoplasms (C41.0-C41.1)
- C03.0** **Upper gum**
- C03.1** **Lower gum**
- C03.9** **Gum, unspecified**
- C04** **Malignant neoplasm of floor of mouth**
- C04.0** **Anterior floor of mouth**
Anterior to the premolar-canine junction
- C04.1** **Lateral floor of mouth**

-
- C04.8** **Overlapping lesion of floor of mouth**
[See note 5 on page II-2]
- C04.9** **Floor of mouth, unspecified**
- C05** **Malignant neoplasm of palate**
- C05.0** **Hard palate**
- C05.1** **Soft palate**
Excludes: nasopharyngeal surface of soft palate (C11.3)
- C05.2** **Uvula**
- C05.8** **Overlapping lesion of palate**
[See note 5 on page II-2]
- C05.9** **Palate, unspecified**
Roof of mouth
- C06** **Malignant neoplasm of other and unspecified parts of mouth**
- C06.0** **Cheek mucosa**
Buccal mucosa NOS
Internal cheek
- C06.1** **Vestibule of mouth**
Buccal sulcus (upper)(lower)
Labial sulcus (upper)(lower)
- C06.2** **Retromolar area**
- C06.8** **Overlapping lesion of other and unspecified parts of mouth**
[See note 5 on page II-2]
- C06.9** **Mouth, unspecified**
Minor salivary gland, unspecified site
Oral cavity NOS
- C07** **Malignant neoplasm of parotid gland**

C08

Malignant neoplasm of other and unspecified major salivary glands

Excludes: malignant neoplasms of specified minor salivary which are classified according to their anatomical location
malignant neoplasms of minor salivary glands NOS (C06.9)
parotid gland (C07)

C08.0

Submandibular gland

Submaxillary gland

C08.1

Sublingual gland

C08.8

Overlapping lesion of major salivary glands

[See note 5 on page II-2]

Malignant neoplasm of major salivary glands whose point of origin cannot be classified to any one of the categories C07-C08.1

C08.9

Major salivary gland, unspecified

Salivary gland (major) NOS

C09

Malignant neoplasm of tonsil

Excludes: lingual tonsil (C02.4)
pharyngeal tonsil (C11.1)

C09.0

Tonsillar fossa

C09.1

Tonsillar pillar (anterior)(posterior)

C09.8

Overlapping lesion of tonsil

[See note 5 on page II-2]

C09.9

Tonsil, unspecified

Tonsil:

- NOS
- faucial
- palatine

C10

Malignant neoplasm of oropharynx

Excludes: tonsil (C09.-)

C10.0

Vallecula

-
- C10.1** **Anterior surface of epiglottis**
Epiglottis, free border [margin]
Glossoepiglottic fold(s)

Excludes: epiglottis (suprahyoid portion) NOS (C32.1)
- C10.2** **Lateral wall of oropharynx**
- C10.3** **Posterior wall of oropharynx**
- C10.4** **Branchial cleft**
Branchial cyst [site of neoplasm]
- C10.8** **Overlapping lesion of oropharynx**
[See note 5 on page II-2]

Junctional region of oropharynx
- C10.9** **Oropharynx, unspecified**
- C11** **Malignant neoplasm of nasopharynx**
- C11.0** **Superior wall of nasopharynx**
Roof of nasopharynx
- C11.1** **Posterior wall of nasopharynx**
Adenoid
Pharyngeal tonsil
- C11.2** **Lateral wall of nasopharynx**
Fossa of Rosenmüller
Opening of auditory tube
Pharyngeal recess
- C11.3** **Anterior wall of nasopharynx**
Floor of nasopharynx
Nasopharyngeal (anterior) (posterior) surface of soft palate
Posterior margin of nasal:
- choana
 - septum

C11.8 **Overlapping lesion of nasopharynx**
[See note 5 on page II-2]

C11.9 **Nasopharynx, unspecified**
Nasopharyngeal wall NOS

C12 **Malignant neoplasm of pyriform sinus**
Pyriform fossa

C13 **Malignant neoplasm of hypopharynx**
Excludes: pyriform sinus (C12)

C13.0 **Postcricoid region**

C13.1 **Aryepiglottic fold, hypopharyngeal aspect**
Aryepiglottic fold:

- NOS
- marginal zone

Excludes: aryepiglottic fold, laryngeal aspect (C32.1)

C13.2 **Posterior wall of hypopharynx**

C13.8 **Overlapping lesion of hypopharynx**
[See note 5 on page II-2]

C13.9 **Hypopharynx, unspecified**
Hypopharyngeal wall NOS

C14 **Malignant neoplasm of other and ill-defined sites in the lip, oral cavity and pharynx**
Excludes: oral cavity NOS (C06.9)

C14.0 **Pharynx, unspecified**

C14.2 **Waldeyer's ring**

C14.8 **Overlapping lesion of lip, oral cavity and pharynx**
[See note 5 on page II-2]

Malignant neoplasm of lip, oral cavity and pharynx whose point of origin cannot be classified to any one of the categories C00-C14.2

Malignant neoplasms of digestive organs
(C15-C26)

C15 **Malignant neoplasm of oesophagus**

Note: Two alternative subclassifications are given:

.0-.2 by anatomical description

.3-.5 by thirds

This departure from the principle that categories should be mutually exclusive is deliberate, since both forms of terminology are in use but the resulting anatomical divisions are not analogous.

C15.0 **Cervical part of oesophagus**

C15.1 **Thoracic part of oesophagus**

C15.2 **Abdominal part of oesophagus**

C15.3 **Upper third of oesophagus**

C15.4 **Middle third of oesophagus**

C15.5 **Lower third of oesophagus**

C15.8 **Overlapping lesion of oesophagus**
[See note 5 on page II-2]

C15.9 **Oesophagus, unspecified**

- C16** **Malignant neoplasm of stomach**
- C16.0** **Cardia**
Cardiac orifice
Cardio-oesophageal junction
Gastro-oesophageal junction
Oesophagus and stomach
- C16.1** **Fundus of stomach**
- C16.2** **Body of stomach**
- C16.3** **Pyloric antrum**
Gastric antrum
- C16.4** **Pylorus**
Prepylorus
Pyloric canal
- C16.5** **Lesser curvature of stomach, unspecified**
Lesser curvature of stomach, not classifiable to C16.1-C16.4
- C16.6** **Greater curvature of stomach, unspecified**
Greater curvature of stomach, not classifiable to C16.0-C16.4
- C16.8** **Overlapping lesion of stomach**
[See note 5 on page II-2]
- C16.9** **Stomach, unspecified**
Gastric cancer NOS
- C17** **Malignant neoplasm of small intestine**
- C17.0** **Duodenum**
- C17.1** **Jejunum**
- C17.2** **Ileum**
Excludes: ileocaecal valve (C18.0)
- C17.3** **Meckel's diverticulum**

- C17.8** **Overlapping lesion of small intestine**
[See note 5 on page II-2]
- C17.9** **Small intestine, unspecified**
- C18** **Malignant neoplasm of colon**
- C18.0** **Caecum**
Ileocaecal valve
- C18.1** **Appendix**
- C18.2** **Ascending colon**
- C18.3** **Hepatic flexure**
- C18.4** **Transverse colon**
- C18.5** **Splenic flexure**
- C18.6** **Descending colon**
- C18.7** **Sigmoid colon**
Sigmoid (flexure)
- Excludes:* rectosigmoid junction (C19)
- C18.8** **Overlapping lesion of colon**
[See note 5 on page II-2]
- C18.9** **Colon, unspecified**
Large intestine NOS
- C19** **Malignant neoplasm of rectosigmoid junction**
Colon with rectum
Rectosigmoid (colon)
- C20** **Malignant neoplasm of rectum**
Rectal ampulla

C21

Malignant neoplasm of anus and anal canal

C21.0

Anus, unspecified

Excludes: anal:

- margin (C43.5, C44.5)
 - skin (C43.5, C44.5)
- perianal skin (C43.5, C44.5)

C21.1

Anal canal

Anal sphincter

C21.2

Cloacogenic zone

C21.8

Overlapping lesion of rectum, anus and anal canal

[See note 5 on page II-2]

Anorectal junction

Anorectum

Malignant neoplasm of rectum, anus and anal canal whose point of origin cannot be classified to any one of the categories C20-C21.2

C22

Malignant neoplasm of liver and intrahepatic bile ducts

Excludes: biliary tract NOS (C24.9)

secondary malignant neoplasm of liver (C78.7)

C22.0

Liver cell carcinoma

Hepatocellular carcinoma

Hepatoma

C22.1

Intrahepatic bile duct carcinoma

Cholangiocarcinoma

C22.2

Hepatoblastoma

C22.3

Angiosarcoma of liver

Kupffer cell sarcoma

C22.4

Other sarcomas of liver

- C22.7** **Other specified carcinomas of liver**
- C22.9** **Liver, unspecified**
- C23** **Malignant neoplasm of gallbladder**
- C24** **Malignant neoplasm of other and unspecified parts of biliary tract**
Excludes: intrahepatic bile duct (C22.1)
- C24.0** **Extrahepatic bile duct**
Biliary duct or passage NOS
Common bile duct
Cystic duct
Hepatic duct
- C24.1** **Ampulla of Vater**
- C24.8** **Overlapping lesion of biliary tract**
[See note 5 on page II-2]

Malignant neoplasm involving both intrahepatic and extrahepatic bile ducts
Malignant neoplasm of biliary tract whose point of origin cannot be classified to any
one of the categories C22.0-C24.1
- C24.9** **Biliary tract, unspecified**
- C25** **Malignant neoplasm of pancreas**
- C25.0** **Head of pancreas**
- C25.1** **Body of pancreas**
- C25.2** **Tail of pancreas**
- C25.3** **Pancreatic duct**
- C25.4** **Endocrine pancreas**
Islets of Langerhans
- C25.7** **Other parts of pancreas**
Neck of pancreas

INTERNATIONAL CLASSIFICATION OF DISEASES

C25.8 **Overlapping lesion of pancreas**
[See note 5 on page II-2]

C25.9 **Pancreas, unspecified**

C26 **Malignant neoplasm of other and ill-defined digestive organs**
Excludes: peritoneum and retroperitoneum (C48.-)

C26.0 **Intestinal tract, part unspecified**
Intestine NOS

C26.1 **Spleen**
Excludes: Hodgkin's disease (C81.-)
 non-Hodgkin's lymphoma (C82-C85)

C26.8 **Overlapping lesion of digestive system**
[See note 5 on page II-2]

Malignant neoplasm of digestive organs whose point of origin cannot be classified to any one of the categories C15-C26.1

Excludes: cardio-oesophageal junction (C16.0)

C26.9 **Ill-defined sites within the digestive system**
Alimentary canal or tract NOS
Gastrointestinal tract NOS

Malignant neoplasms of respiratory and intrathoracic organs (C30-C39)

Includes: middle ear

Excludes: mesothelioma (C45.-)

C30**Malignant neoplasm of nasal cavity and middle ear****C30.0****Nasal cavity**

Cartilage of nose
Concha, nasal
Internal nose
Septum of nose
Vestibule of nose

Excludes: nasal bone (C41.0)
nose NOS (C76.0)
olfactory bulb (C72.2)
posterior margin of nasal septum and choana (C11.3)
skin of nose (C43.3, C44.3)

C30.1**Middle ear**

Eustachian tube
Inner ear
Mastoid air cells

Excludes: auricular canal (external) (C43.2, C44.2)
bone of ear (meatus) (C41.0)
cartilage of ear (C49.0)
skin of (external) ear (C43.2, C44.2)

C31**Malignant neoplasm of accessory sinuses****C31.0****Maxillary sinus**

Antrum (Highmore) (maxillary)

C31.1**Ethmoidal sinus****C31.2****Frontal sinus****C31.3****Sphenoidal sinus****C31.8****Overlapping lesion of accessory sinuses**

[See note 5 on page II-2]

C31.9**Accessory sinus, unspecified**

C32

Malignant neoplasm of larynx

C32.0

Glottis

Intrinsic larynx
Vocal cord (true) NOS

C32.1

Supraglottis

Aryepiglottic fold, laryngeal aspect
Epiglottis (suprahyoid portion) NOS
Extrinsic larynx
False vocal cord
Posterior (laryngeal) surface of epiglottis
Ventricular bands

Excludes: anterior surface of epiglottis (C10.1)
aryepiglottic fold:
• NOS (C13.1)
• hypopharyngeal aspect (C13.1)
• marginal zone (C13.1)

C32.2

Subglottis

C32.3

Laryngeal cartilage

C32.8

Overlapping lesion of larynx

[See note 5 on page II-2]

C32.9

Larynx, unspecified

C33

Malignant neoplasm of trachea

C34

Malignant neoplasm of bronchus and lung

C34.0

Main bronchus

Carina
Hilus (of lung)

C34.1

Upper lobe, bronchus or lung

C34.2

Middle lobe, bronchus or lung

- C34.3** **Lower lobe, bronchus or lung**
- C34.8** **Overlapping lesion of bronchus and lung**
[See note 5 on page II-2]
- C34.9** **Bronchus or lung, unspecified**
- C37** **Malignant neoplasm of thymus**
- C38** **Malignant neoplasm of heart, mediastinum and pleura**
Excludes: mesothelioma (C45.-)
- C38.0** **Heart**
Pericardium

Excludes: great vessels (C49.3)
- C38.1** **Anterior mediastinum**
- C38.2** **Posterior mediastinum**
- C38.3** **Mediastinum, part unspecified**
- C38.4** **Pleura**
- C38.8** **Overlapping lesion of heart, mediastinum and pleura**
[See note 5 on page II-2]

C39

Malignant neoplasm of other and ill-defined sites in the respiratory system and intrathoracic organs

Excludes: intrathoracic NOS (C76.1)
thoracic NOS (C76.1)

C39.0 Upper respiratory tract, part unspecified

C39.8 Overlapping lesion of respiratory and intrathoracic organs

[See note 5 on page II-2]

Malignant neoplasm of respiratory and intrathoracic organs whose point of origin cannot be classified to any one of the categories C30-C39.0

C39.9 Ill-defined sites within the respiratory system

Respiratory tract NOS

Malignant neoplasms of bone and articular cartilage (C40-C41)

Excludes: bone marrow NOS (C96.7)
synovia (C49.-)

C40

Malignant neoplasm of bone and articular cartilage of limbs

C40.0 Scapula and long bones of upper limb

C40.1 Short bones of upper limb

C40.2 Long bones of lower limb

C40.3 Short bones of lower limb

C40.8 Overlapping lesion of bone and articular cartilage of limbs

[See note 5 on page II-2]

C40.9 Bone and articular cartilage of limb, unspecified

C41**Malignant neoplasm of bone and articular cartilage of other and unspecified sites**

Excludes: bones of limbs (C40.-)

cartilage of:

- ear (C49.0)
- larynx (C32.3)
- limbs (C40.-)
- nose (C30.0)

C41.0**Bones of skull and face**

Maxilla (superior)

Orbital bone

Excludes: carcinoma, any type except intraosseous or odontogenic of:

- maxillary sinus (C31.0)
 - upper jaw (C03.0)
- jaw bone (lower) (C41.1)

C41.1**Mandible**

Lower jaw bone

Excludes: carcinoma, any type except intraosseous or odontogenic of:

- jaw NOS (C03.9)
 - lower (C03.1)
- upper jaw bone (C41.0)

C41.2**Vertebral column**

Excludes: sacrum and coccyx (C41.4)

C41.3**Ribs, sternum and clavicle****C41.4****Pelvic bones, sacrum and coccyx****C41.8****Overlapping lesion of bone and articular cartilage**

[See note 5 on page II-2]

Malignant neoplasm of bone and articular cartilage whose point of origin cannot be classified to any one of the categories C40-C41.4

C41.9**Bone and articular cartilage, unspecified**

**Melanoma and other malignant neoplasms of skin
(C43-C44)**

- C43** **Malignant melanoma of skin**
Includes: morphology codes M872-M879 with behaviour code /3

Excludes: malignant melanoma of skin of genital organs (C51-C52, C60.-, C63.-)
- C43.0** **Malignant melanoma of lip**
Excludes: vermilion border of lip (C00.0-C00.2)
- C43.1** **Malignant melanoma of eyelid, including canthus**
- C43.2** **Malignant melanoma of ear and external auricular canal**
- C43.3** **Malignant melanoma of other and unspecified parts of face**
- C43.4** **Malignant melanoma of scalp and neck**
- C43.5** **Malignant melanoma of trunk**
Anal:
• margin
• skin
Perianal skin
Skin of breast

Excludes: anus NOS (C21.0)
- C43.6** **Malignant melanoma of upper limb, including shoulder**
- C43.7** **Malignant melanoma of lower limb, including hip**
- C43.8** **Overlapping malignant melanoma of skin**
[See note 5 on page II-2]
- C43.9** **Malignant melanoma of skin, unspecified**
Melanoma (malignant) NOS

- C44** **Other malignant neoplasms of skin**
Includes: malignant neoplasm of:
- sebaceous glands
 - sweat glands
- Excludes:* Kaposi's sarcoma (C46.-)
malignant melanoma of skin (C43.-)
skin of genital organs (C51-C52, C60.-, C63.-)
- C44.0** **Skin of lip**
Basal cell carcinoma of lip
Excludes: malignant neoplasm of lip (C00.-)
- C44.1** **Skin of eyelid, including canthus**
Excludes: connective tissue of eyelid (C49.0)
- C44.2** **Skin of ear and external auricular canal**
Excludes: connective tissue of ear (C49.0)
- C44.3** **Skin of other and unspecified parts of face**
- C44.4** **Skin of scalp and neck**
- C44.5** **Skin of trunk**
Anal:
- margin
 - skin
- Perianal skin
Skin of breast
- Excludes:* anus NOS (C21.0)
- C44.6** **Skin of upper limb, including shoulder**
- C44.7** **Skin of lower limb, including hip**
- C44.8** **Overlapping lesion of skin**
[See note 5 on page II-2]
- C44.9** **Malignant neoplasm of skin, unspecified**

**Malignant neoplasms of mesothelial and soft tissue
(C45-C49)**

- C45** **Mesothelioma**
Includes: morphology code M905 with behaviour code /3
- C45.0** **Mesothelioma of pleura**
Excludes: other malignant neoplasms of pleura (C38.4)
- C45.1** **Mesothelioma of peritoneum**
Mesentery
Mesocolon
Omentum
Peritoneum (parietal) (pelvic)
Excludes: other malignant neoplasms of peritoneum (C48.-)
- C45.2** **Mesothelioma of pericardium**
Excludes: other malignant neoplasms of pericardium (C38.0)
- C45.7** **Mesothelioma of other sites**
- C45.9** **Mesothelioma, unspecified**
- C46** **Kaposi's sarcoma**
Includes: morphology code M9140 with behaviour code /3
- C46.0** **Kaposi's sarcoma of skin**
- C46.1** **Kaposi's sarcoma of soft tissue**
- C46.2** **Kaposi's sarcoma of palate**
- C46.3** **Kaposi's sarcoma of lymph nodes**
- C46.7** **Kaposi's sarcoma of other sites**
- C46.8** **Kaposi's sarcoma of multiple organs**
- C46.9** **Kaposi's sarcoma, unspecified**

-
- C47** **Malignant neoplasm of peripheral nerves and autonomic nervous system**
Includes: sympathetic and parasympathetic nerves and ganglia
- C47.0** **Peripheral nerves of head, face and neck**
Excludes: peripheral nerves of orbit (C69.6)
- C47.1** **Peripheral nerves of upper limb, including shoulder**
- C47.2** **Peripheral nerves of lower limb, including hip**
- C47.3** **Peripheral nerves of thorax**
- C47.4** **Peripheral nerves of abdomen**
- C47.5** **Peripheral nerves of pelvis**
- C47.6** **Peripheral nerves of trunk, unspecified**
- C47.8** **Overlapping lesion of peripheral nerves and autonomic nervous system**
[See note 5 on page II-2]
- C47.9** **Peripheral nerves and autonomic nervous system, unspecified**
- C48** **Malignant neoplasm of retroperitoneum and peritoneum**
Excludes: Kaposi's sarcoma (C46.1)
 mesothelioma (C45.-)
- C48.0** **Retroperitoneum**
- C48.1** **Specified parts of peritoneum**
Mesentery
Mesocolon
Omentum
Peritoneum:
• parietal
• pelvic
- C48.2** **Peritoneum, unspecified**
- C48.8** **Overlapping lesion of retroperitoneum and peritoneum**
[See note 5 on page II-2]

C49

Malignant neoplasm of other connective and soft tissue

Includes: blood vessel
bursa
cartilage
fascia
fat
ligament, except uterine
lymphatic vessel
muscle
synovia
tendon (sheath)

Excludes: cartilage (of):

- articular (C40-C41)
- larynx (C32.3)
- nose (C30.0)

connective tissue of breast (C50.-)
Kaposi's sarcoma (C46.-)
mesothelioma (C45.-)
peripheral nerves and autonomic nervous system (C47.-)
peritoneum (C48.-)
retroperitoneum (C48.0)

C49.0 **Connective and soft tissue of head, face and neck**

Connective tissue of:

- ear
- eyelid

Excludes: connective tissue of orbit (C69.6)

C49.1 **Connective and soft tissue of upper limb, including shoulder**

C49.2 **Connective and soft tissue of lower limb, including hip**

C49.3 **Connective and soft tissue of thorax**

Axilla
Diaphragm
Great vessels

Excludes: breast (C50.-)
heart (C38.0)
mediastinum (C38.1-C38.3)
thymus (C37)

C49.4 **Connective and soft tissue of abdomen**

Abdominal wall
Hypochondrium

C49.5 **Connective and soft tissue of pelvis**

Buttock
Groin
Perineum

C49.6 **Connective and soft tissue of trunk, unspecified**

Back NOS

C49.8 **Overlapping lesion of connective and soft tissue**

[See note 5 on page II-2]

Malignant neoplasm of connective and soft tissue whose point of origin cannot be classified to any one of the categories C47-C49.6

C49.9 **Connective and soft tissue, unspecified**

**Malignant neoplasm of breast
(C50)**

- C50** **Malignant neoplasm of breast**
Includes: connective tissue of breast

Excludes: skin of breast (C43.5, C44.5)
- C50.0** **Nipple and areola**
- C50.1** **Central portion of breast**
- C50.2** **Upper-inner quadrant of breast**
- C50.3** **Lower-inner quadrant of breast**
- C50.4** **Upper-outer quadrant of breast**
- C50.5** **Lower-outer quadrant of breast**
- C50.6** **Axillary tail of breast**
- C50.8** **Overlapping lesion of breast**
[See note 5 on page II-2]
- C50.9** **Breast, unspecified**

**Malignant neoplasms of female genital organs
(C51-C58)**

Includes: skin of female genital organs

- C51** **Malignant neoplasm of vulva**
- C51.0** **Labium majus**
Bartholin's [greater vestibular] gland
- C51.1** **Labium minus**

C51.2	Clitoris
C51.8	Overlapping lesion of vulva [See note 5 on page II-2]
C51.9	Vulva, unspecified External female genitalia NOS Pudendum
C52	Malignant neoplasm of vagina
C53	Malignant neoplasm of cervix uteri
C53.0	Endocervix
C53.1	Exocervix
C53.8	Overlapping lesion of cervix uteri [See note 5 on page II-2]
C53.9	Cervix uteri, unspecified
C54	Malignant neoplasm of corpus uteri
C54.0	Isthmus uteri Lower uterine segment
C54.1	Endometrium
C54.2	Myometrium
C54.3	Fundus uteri
C54.8	Overlapping lesion of corpus uteri [See note 5 on page II-2]
C54.9	Corpus uteri, unspecified
C55	Malignant neoplasm of uterus, part unspecified

C56

Malignant neoplasm of ovary

C57

Malignant neoplasm of other and unspecified female genital organs

C57.0

Fallopian tube

Oviduct

Uterine tube

C57.1

Broad ligament

C57.2

Round ligament

C57.3

Parametrium

Uterine ligament NOS

C57.4

Uterine adnexa, unspecified

C57.7

Other specified female genital organs

Wolffian body or duct

C57.8

Overlapping lesion of female genital organs

[See note 5 on page II-2]

Malignant neoplasm of female genital organs whose point of origin cannot be classified to any one of the categories C51-C57.7, C58

Tubo-ovarian

Utero-ovarian

C57.9

Female genital organ, unspecified

Female genitourinary tract NOS

C58

Malignant neoplasm of placenta

Choriocarcinoma NOS

Chorionepithelioma NOS

Excludes: chorioadenoma (destruens) (D39.2)

hydatidiform mole:

- NOS (O01.9)
- invasive (D39.2)
- malignant (D39.2)

**Malignant neoplasms of male genital organs
(C60-C63)**

Includes: skin of male genital organs

C60 Malignant neoplasm of penis

C60.0 Prepuce
Foreskin

C60.1 Glans penis

C60.2 Body of penis
Corpus cavernosum

C60.8 Overlapping lesion of penis
[See note 5 on page II-2]

C60.9 Penis, unspecified
Skin of penis NOS

C61 Malignant neoplasm of prostate**C62 Malignant neoplasm of testis**

C62.0 Undescended testis
Ectopic testis [site of neoplasm]
Retained testis [site of neoplasm]

C62.1 Descended testis
Scrotal testis

C62.9 Testis, unspecified

C63 **Malignant neoplasm of other and unspecified male genital organs**

C63.0 **Epididymis**

C63.1 **Spermatic cord**

C63.2 **Scrotum**
Skin of scrotum

C63.7 **Other specified male genital organs**
Seminal vesicle
Tunica vaginalis

C63.8 **Overlapping lesion of male genital organs**
[See note 5 on page II-2]

Malignant neoplasm of male genital organs whose point of origin cannot be classified to any one of the categories C60-C63.7

C63.9 **Male genital organ, unspecified**
Male genitourinary tract NOS

Malignant neoplasms of urinary tract
(C64-C68)

C64 **Malignant neoplasm of kidney, except renal pelvis**
Excludes: renal:

- calyces (C65)
- pelvis (C65)

C65 **Malignant neoplasm of renal pelvis**
Pelviureteric junction
Renal calyces

C66 **Malignant neoplasm of ureter**
Excludes: ureteric orifice of bladder (C67.6)

C67	Malignant neoplasm of bladder
C67.0	Trigone of bladder
C67.1	Dome of bladder
C67.2	Lateral wall of bladder
C67.3	Anterior wall of bladder
C67.4	Posterior wall of bladder
C67.5	Bladder neck Internal urethral orifice
C67.6	Ureteric orifice
C67.7	Urachus
C67.8	Overlapping lesion of bladder [See note 5 on page II-2]
C67.9	Bladder, unspecified
C68	Malignant neoplasm of other and unspecified urinary organs <i>Excludes:</i> genitourinary tract NOS: <ul style="list-style-type: none">• female (C57.9)• male (C63.9)
C68.0	Urethra <i>Excludes:</i> urethral orifice of bladder (C67.5)
C68.1	Paraurethral gland
C68.8	Overlapping lesion of urinary organs [See note 5 on page II-2]

Malignant neoplasm of urinary organs whose point of origin cannot be classified to any one of the categories C64-C68.1

C68.9 **Urinary organ, unspecified**
Urinary system NOS

**Malignant neoplasms of eye, brain and other parts of central nervous system
(C69-C72)**

C69 **Malignant neoplasm of eye and adnexa**
Excludes: connective tissue of eyelid (C49.0)
 eyelid (skin) (C43.1, C44.1)
 optic nerve (C72.3)

C69.0 **Conjunctiva**

C69.1 **Cornea**

C69.2 **Retina**

C69.3 **Choroid**

C69.4 **Ciliary body**
Eyeball

C69.5 **Lacrimal gland and duct**
Lacrimal sac
Nasolacrimal duct

C69.6 **Orbit**
Connective tissue of orbit
Extraocular muscle
Peripheral nerves of orbit
Retробulbar tissue
Retro-ocular tissue

Excludes: orbital bone (C41.0)

C69.8 **Overlapping lesion of eye and adnexa**
[See note 5 on page II-2]

C69.9 **Eye, unspecified**

C70	Malignant neoplasm of meninges
C70.0	Cerebral meninges
C70.1	Spinal meninges
C70.9	Meninges, unspecified
C71	Malignant neoplasm of brain <i>Excludes:</i> cranial nerves (C72.2-C72.5) retrobulbar tissue (C69.6)
C71.0	Cerebrum, except lobes and ventricles Supratentorial NOS
C71.1	Frontal lobe
C71.2	Temporal lobe
C71.3	Parietal lobe
C71.4	Occipital lobe
C71.5	Cerebral ventricle <i>Excludes:</i> fourth ventricle (C71.7)
C71.6	Cerebellum
C71.7	Brain stem Fourth ventricle Infratentorial NOS
C71.8	Overlapping lesion of brain [See note 5 on page II-2]
C71.9	Brain, unspecified

- C72** **Malignant neoplasm of spinal cord, cranial nerves and other parts of central nervous system**
Excludes: meninges (C70.-)
 peripheral nerves and autonomic nervous system (C47.-)
- C72.0** **Spinal cord**
- C72.1** **Cauda equina**
- C72.2** **Olfactory nerve**
 Olfactory bulb
- C72.3** **Optic nerve**
- C72.4** **Acoustic nerve**
- C72.5** **Other and unspecified cranial nerves**
 Cranial nerve NOS
- C72.8** **Overlapping lesion of brain and other parts of central nervous system**
 [See note 5 on page II-2]
- Malignant neoplasm of brain and other parts of central nervous system whose point
 of origin cannot be classified to any one of the categories C70-C72.5
- C72.9** **Central nervous system, unspecified**
 Nervous system NOS

**Malignant neoplasms of thyroid and other endocrine glands
(C73-C75)**

- C73** **Malignant neoplasm of thyroid gland**
- C74** **Malignant neoplasm of adrenal gland**
- C74.0** **Cortex of adrenal gland**
- C74.1** **Medulla of adrenal gland**
- C74.9** **Adrenal gland, unspecified**

C75 Malignant neoplasm of other endocrine glands and related structures

Excludes: adrenal gland (C74.-)
 endocrine pancreas (C25.4)
 ovary (C56)
 testis (C62.-)
 thymus (C37)
 thyroid gland (C73)

C75.0 Parathyroid gland

C75.1 Pituitary gland

C75.2 Craniopharyngeal duct

C75.3 Pineal gland

C75.4 Carotid body

C75.5 Aortic body and other paraganglia

C75.8 Pluriglandular involvement, unspecified

Note: If the sites of multiple involvement are known, they should be coded separately.

C75.9 Endocrine gland, unspecified

**Malignant neoplasms of ill-defined, secondary and unspecified sites
 (C76-C80)**

C76 Malignant neoplasm of other and ill-defined sites

Excludes: malignant neoplasm of:

- genitourinary tract NOS:
 - female (C57.9)
 - male (C63.9)
- lymphoid, haematopoietic and related tissue (C81-C96)
- unspecified site (C80)

C76.0 Head, face and neck

Cheek NOS

Nose

INTERNATIONAL CLASSIFICATION OF DISEASES

- C76.1** **Thorax**
Axilla NOS
Intrathoracic NOS
Thoracic NOS
- C76.2** **Abdomen**
- C76.3** **Pelvis**
Groin NOS
Sites overlapping systems within the pelvis, such as:
- rectovaginal (septum)
 - rectovesical (septum)
- C76.4** **Upper limb**
- C76.5** **Lower limb**
- C76.7** **Other ill-defined sites**
- C76.8** **Overlapping lesion of other and ill-defined sites**
[See note 5 on page II-2]
- C77** **Secondary and unspecified malignant neoplasm of lymph nodes**
Excludes: malignant neoplasm of lymph nodes, specified as primary
(C81-C87, C96.-)
- C77.0** **Lymph nodes of head, face and neck**
Supraclavicular lymph nodes
- C77.1** **Intrathoracic lymph nodes**
- C77.2** **Intra-abdominal lymph nodes**
- C77.3** **Axillary and upper limb lymph nodes**
Pectoral lymph nodes
- C77.4** **Inguinal and lower limb lymph nodes**
- C77.5** **Intrapelvic lymph nodes**

- C77.8** Lymph nodes of multiple regions
- C77.9** Lymph node, unspecified
- C78** Secondary malignant neoplasm of respiratory and digestive organs
- C78.0** Secondary malignant neoplasm of lung
- C78.1** Secondary malignant neoplasm of mediastinum
- C78.2** Secondary malignant neoplasm of pleura
Malignant pleural effusion NOS
- C78.3** Secondary malignant neoplasm of other and unspecified respiratory organs
- C78.4** Secondary malignant neoplasm of small intestine
- C78.5** Secondary malignant neoplasm of large intestine and rectum
- C78.6** Secondary malignant neoplasm of retroperitoneum and peritoneum
Malignant ascites NOS
- C78.7** Secondary malignant neoplasm of liver
- C78.8** Secondary malignant neoplasm of other and unspecified digestive organs
- C79** Secondary malignant neoplasm of other sites
- C79.0** Secondary malignant neoplasm of kidney and renal pelvis
- C79.1** Secondary malignant neoplasm of bladder and other and unspecified urinary organs
- C79.2** Secondary malignant neoplasm of skin
- C79.3** Secondary malignant neoplasm of brain and cerebral meninges
- C79.4** Secondary malignant neoplasm of other and unspecified parts of nervous system
- C79.5** Secondary malignant neoplasm of bone and bone marrow

- C79.6** **Secondary malignant neoplasm of ovary**
- C79.7** **Secondary malignant neoplasm of adrenal gland**
- C79.8** **Secondary malignant neoplasm of other specified sites**

C80 **Malignant neoplasm without specification of site**

- Cancer
- Carcinoma
- Carcinomatosis
- Generalized:
 - cancer
 - malignancy
- Malignancy
- Multiple cancer
- Malignant cachexia
- Primary site unknown

} unspecified site (primary) (secondary)

Malignant neoplasms of lymphoid, haematopoietic and related tissue (C81-C96)

Note: The terms used in categories C82-C85 for non-Hodgkin's lymphomas are those of the Working Formulation, which attempted to find common ground among several major classification schemes. The terms used in these schemes are not given in the Tabular List but appear in the Alphabetical Index; exact equivalence with the terms appearing in the Tabular List is not always possible.

Includes: morphology codes M959-M994 with behaviour code /3

Excludes: secondary and unspecified neoplasm of lymph nodes (C77.-)

C81 **Hodgkin's disease**
Includes: morphology codes M965-M966 with behaviour code /3

C81.0 **Lymphocytic predominance**
Lymphocytic-histiocytic predominance

C81.1 **Nodular sclerosis**

- C81.2** **Mixed cellularity**
- C81.3** **Lymphocytic depletion**
- C81.7** **Other Hodgkin's disease**
- C81.9** **Hodgkin's disease, unspecified**
- C82** **Follicular [nodular] non-Hodgkin's lymphoma**
Includes: follicular non-Hodgkin's lymphoma with or without diffuse areas
morphology code M969 with behaviour code /3
- C82.0** **Small cleaved cell, follicular**
- C82.1** **Mixed small cleaved and large cell, follicular**
- C82.2** **Large cell, follicular**
- C82.7** **Other types of follicular non-Hodgkin's lymphoma**
- C82.9** **Follicular non-Hodgkin's lymphoma, unspecified**
Nodular non-Hodgkin's lymphoma NOS
- C83** **Diffuse non-Hodgkin's lymphoma**
Includes: morphology codes M9593, M9595, M967-M968 with behaviour code /3
- C83.0** **Small cell (diffuse)**
- C83.1** **Small cleaved cell (diffuse)**
- C83.2** **Mixed small and large cell (diffuse)**
- C83.3** **Large cell (diffuse)**
Reticulum cell sarcoma
- C83.4** **Immunoblastic (diffuse)**
- C83.5** **Lymphoblastic (diffuse)**
- C83.6** **Undifferentiated (diffuse)**

C83.7 **Burkitt's tumour**

C83.8 **Other types of diffuse non-Hodgkin's lymphoma**

C83.9 **Diffuse non-Hodgkin's lymphoma, unspecified**

C84

Peripheral and cutaneous T-cell lymphomas

Includes: morphology code M970 with behaviour code /3

C84.0 **Mycosis fungoides**

C84.1 **Sézary's disease**

C84.2 **T-zone lymphoma**

C84.3 **Lymphoepithelioid lymphoma**
Lennert's lymphoma

C84.4 **Peripheral T-cell lymphoma**

C84.5 **Other and unspecified T-cell lymphomas**

Note: If T-cell lineage or involvement is mentioned in conjunction with a specific lymphoma, code to the more specific description.

C85

Other and unspecified types of non-Hodgkin's lymphoma

Includes: morphology codes M9590-M9592, M9594, M971 with behaviour code /3

C85.0 **Lymphosarcoma**

C85.1 **B-cell lymphoma, unspecified**

Note: If B-cell lineage or involvement is mentioned in conjunction with a specific lymphoma, code to the more specific description.

C85.7 **Other specified types of non-Hodgkin's lymphoma**

Malignant:

- reticuloendotheliosis
- reticulosis

Microglioma

- C85.9** **Non-Hodgkin's lymphoma, unspecified type**
Lymphoma NOS
Malignant lymphoma NOS
Non-Hodgkin's lymphoma NOS
- C88** **Malignant immunoproliferative diseases**
Includes: morphology code M976 with behaviour code /3
- C88.0** **Waldenström's macroglobulinaemia**
- C88.1** **Alpha heavy chain disease**
- C88.2** **Gamma heavy chain disease**
Franklin's disease
- C88.3** **Immunoproliferative small intestinal disease**
Mediterranean disease
- C88.7** **Other malignant immunoproliferative diseases**
- C88.9** **Malignant immunoproliferative disease, unspecified**
Immunoproliferative disease NOS
- C90** **Multiple myeloma and malignant plasma cell neoplasms**
Includes: morphology codes M973, M9830 with behaviour code /3
- C90.0** **Multiple myeloma**
Kahler's disease
Myelomatosis

Excludes: solitary myeloma (C90.2)
- C90.1** **Plasma cell leukaemia**
- C90.2** **Plasmacytoma, extramedullary**
Malignant plasma cell tumour NOS
Plasmacytoma NOS
Solitary myeloma

C91

Lymphoid leukaemia

Includes: morphology codes M982, M9940-M9941 with behaviour code /3

C91.0

Acute lymphoblastic leukaemia

Excludes: acute exacerbation of chronic lymphocytic leukaemia (C91.1)

C91.1

Chronic lymphocytic leukaemia

C91.2

Subacute lymphocytic leukaemia

C91.3

Prolymphocytic leukaemia

C91.4

Hairy-cell leukaemia

Leukaemic reticuloendotheliosis

C91.5

Adult T-cell leukaemia

C91.7

Other lymphoid leukaemia

C91.9

Lymphoid leukaemia, unspecified

C92

Myeloid leukaemia

Includes: leukaemia:

- granulocytic
- myelogenous

morphology codes M986-M988, M9930 with behaviour code /3

C92.0

Acute myeloid leukaemia

Excludes: acute exacerbation of chronic myeloid leukaemia (C92.1)

C92.1

Chronic myeloid leukaemia

C92.2

Subacute myeloid leukaemia

C92.3

Myeloid sarcoma

Chloroma

Granulocytic sarcoma

C92.4

Acute promyelocytic leukaemia

- C92.5** **Acute myelomonocytic leukaemia**
- C92.7** **Other myeloid leukaemia**
- C92.9** **Myeloid leukaemia, unspecified**
- C93** **Monocytic leukaemia**
Includes: monocytoid leukaemia
morphology code M989 with behaviour code /3
- C93.0** **Acute monocytic leukaemia**
Excludes: acute exacerbation of chronic monocytic leukaemia (C93.1)
- C93.1** **Chronic monocytic leukaemia**
- C93.2** **Subacute monocytic leukaemia**
- C93.7** **Other monocytic leukaemia**
- C93.9** **Monocytic leukaemia, unspecified**
- C94** **Other leukaemias of specified cell type**
Includes: morphology codes M984, M9850, M9900, M9910, M9931-M9932 with
behaviour code /3
- Excludes:* leukaemic reticuloendotheliosis (C91.4)
plasma cell leukaemia (C90.1)
- C94.0** **Acute erythraemia and erythroleukaemia**
Acute erythraemic myelosis
Di Guglielmo's disease
- C94.1** **Chronic erythraemia**
Heilmeyer-Schöner disease
- C94.2** **Acute megakaryoblastic leukaemia**
Leukaemia:
- megakaryoblastic (acute)
 - megakaryocytic (acute)

INTERNATIONAL CLASSIFICATION OF DISEASES

C94.3 Mast cell leukaemia

C94.4 Acute panmyelosis

C94.5 Acute myelofibrosis

C94.7 Other specified leukaemias
Lymphosarcoma cell leukaemia

C95 Leukaemia of unspecified cell type
Includes: morphology code M980 with behaviour code /3

C95.0 Acute leukaemia of unspecified cell type
Blast cell leukaemia
Stem cell leukaemia

Excludes: acute exacerbation of unspecified chronic leukaemia (C95.1)

C95.1 Chronic leukaemia of unspecified cell type

C95.2 Subacute leukaemia of unspecified cell type

C95.7 Other leukaemia of unspecified cell type

C95.9 Leukaemia, unspecified

C96 Other and unspecified malignant neoplasms of lymphoid, haematopoietic and related tissue
Includes: morphology codes M972, M974 with behaviour code /3

C96.0 Letterer-Siwe disease
Nonlipid:

- reticuloendotheliosis
- reticulosis

C96.1 Malignant histiocytosis
Histiocytic medullary reticulosis

C96.2 Malignant mast cell tumour

Malignant:

- mastocytoma
- mastocytosis

Mast cell sarcoma

Excludes: mast cell leukaemia (C94.3)
mastocytosis (cutaneous) (Q82.2)

C96.3 True histiocytic lymphoma**C96.7 Other specified malignant neoplasms of lymphoid, haematopoietic and related tissue****C96.9 Malignant neoplasm of lymphoid, haematopoietic and related tissue, unspecified****Malignant neoplasms of independent (primary) multiple sites
(C97)****C97****Malignant neoplasms of independent (primary) multiple sites**

Note: For use of this category, reference should be made to the mortality coding rules and guidelines in Part 2a Instruction Manual (NCHS).

**In situ neoplasms
(D00-D09)**

Note: Many in situ neoplasms are regarded as being located within a continuum of morphological change between dysplasia and invasive cancer. For example, for cervical intraepithelial neoplasia (CIN) three grades are recognized, the third of which (CIN III) includes both severe dysplasia and carcinoma in situ. This system of grading has been extended to other organs, such as vulva and vagina. Descriptions of grade III intraepithelial neoplasia, with or without mention of severe dysplasia, are assigned to this section; grades I and II are classified as dysplasia of the organ system involved and should be coded to the relevant body system chapter.

Includes: Bowen's disease
erythroplasia
morphology codes with behaviour code /2
Queyrat's erythroplasia

D00

Carcinoma in situ of oral cavity, oesophagus and stomach

Excludes: melanoma in situ (D03.-)

D00.0

Lip, oral cavity and pharynx

Aryepiglottic fold:

- NOS
- hypopharyngeal aspect
- marginal zone

Vermilion border of lip

Excludes: aryepiglottic fold, laryngeal aspect (D02.0)

epiglottis:

- NOS (D02.0)
- suprahyoid portion (D02.0)

skin of lip (D03.0, D04.0)

D00.1

Oesophagus

D00.2

Stomach

D01	Carcinoma in situ of other and unspecified digestive organs <i>Excludes:</i> melanoma in situ (D03.-)
D01.0	Colon <i>Excludes:</i> rectosigmoid junction (D01.1)
D01.1	Rectosigmoid junction
D01.2	Rectum
D01.3	Anus and anal canal <i>Excludes:</i> anal: <ul style="list-style-type: none">• margin (D03.5, D04.5)• skin (D03.5, D04.5)perianal skin (D03.5, D04.5)
D01.4	Other and unspecified parts of intestine <i>Excludes:</i> ampulla of Vater (D01.5)
D01.5	Liver, gallbladder and bile ducts Ampulla of Vater
D01.7	Other specified digestive organs Pancreas
D01.9	Digestive organ, unspecified
D02	Carcinoma in situ of middle ear and respiratory system <i>Excludes:</i> melanoma in situ (D03.-)
D02.0	Larynx Aryepiglottic fold, laryngeal aspect Epiglottis (suprahyoid portion) <i>Excludes:</i> aryepiglottic fold: <ul style="list-style-type: none">• NOS (D00.0)• hypopharyngeal aspect (D00.0)• marginal zone (D00.0)
D02.1	Trachea
D02.2	Bronchus and lung

D02.3 Other parts of respiratory system

Accessory sinuses

Middle ear

Nasal cavities

Excludes: ear (external)(skin) (D03.2, D04.2)

nose:

- NOS (D09.7)
- skin (D03.3, D04.3)

D02.4 Respiratory system, unspecified

D03

Melanoma in situ

Includes: morphology codes M872-M879 with behaviour code /2

D03.0 Melanoma in situ of lip

D03.1 Melanoma in situ of eyelid, including canthus

D03.2 Melanoma in situ of ear and external auricular canal

D03.3 Melanoma in situ of other and unspecified parts of face

D03.4 Melanoma in situ of scalp and neck

D03.5 Melanoma in situ of trunk

Anal:

- margin
- skin

Breast (skin)(soft tissue)

Perianal skin

D03.6 Melanoma in situ of upper limb, including shoulder

D03.7 Melanoma in situ of lower limb, including hip

D03.8 Melanoma in situ of other sites

D03.9 Melanoma in situ, unspecified

D04**Carcinoma in situ of skin**

Excludes: erythroplasia of Queyrat (penis) NOS (D07.4)
melanoma in situ (D03.-)

D04.0**Skin of lip**

Excludes: vermilion border of lip (D00.0)

D04.1**Skin of eyelid, including canthus****D04.2****Skin of ear and external auricular canal****D04.3****Skin of other and unspecified parts of face****D04.4****Skin of scalp and neck****D04.5****Skin of trunk**

Anal:

- margin
- skin

Perianal skin

Skin of breast

Excludes: anus NOS (D01.3)
skin of genital organs (D07.-)

D04.6**Skin of upper limb, including shoulder****D04.7****Skin of lower limb, including hip****D04.8****Skin of other sites****D04.9****Skin, unspecified****D05****Carcinoma in situ of breast**

Excludes: carcinoma in situ of skin of breast (D04.5)
melanoma in situ of breast (skin) (D03.5)

D05.0**Lobular carcinoma in situ****D05.1****Intraductal carcinoma in situ**

INTERNATIONAL CLASSIFICATION OF DISEASES

D05.7 **Other carcinoma in situ of breast**

D05.9 **Carcinoma in situ of breast, unspecified**

D06

Carcinoma in situ of cervix uteri

Includes: cervical intraepithelial neoplasia [CIN], grade III, with or without mention of severe dysplasia

Excludes: melanoma in situ of cervix (D03.5)
severe dysplasia of cervix NOS (N87.2)

D06.0 **Endocervix**

D06.1 **Exocervix**

D06.7 **Other parts of cervix**

D06.9 **Cervix, unspecified**

D07

Carcinoma in situ of other and unspecified genital organs

Excludes: melanoma in situ (D03.5)

D07.0 **Endometrium**

D07.1 **Vulva**

Vulvar intraepithelial neoplasia [VIN], grade III, with or without mention of severe dysplasia

Excludes: severe dysplasia of vulva NOS (N90.2)

D07.2 **Vagina**

Vaginal intraepithelial neoplasia [VAIN], grade III, with or without mention of severe dysplasia

Excludes: severe dysplasia of vagina NOS (N89.2)

D07.3 **Other and unspecified female genital organs**

D07.4 **Penis**

Erythroplasia of Queyrat NOS

- D07.5** **Prostate**
Excludes: low grade dysplasia of prostate (N42.3)
- D07.6** **Other and unspecified male genital organs**
- D09** **Carcinoma in situ of other and unspecified sites**
Excludes: melanoma in situ (D03.-)
- D09.0** **Bladder**
- D09.1** **Other and unspecified urinary organs**
- D09.2** **Eye**
Excludes: skin of eyelid (D04.1)
- D09.3** **Thyroid and other endocrine glands**
Excludes: endocrine pancreas (D01.7)
 ovary (D07.3)
 testis (D07.6)
- D09.7** **Carcinoma in situ of other specified sites**
- D09.9** **Carcinoma in situ, unspecified**

Benign neoplasms
(D10-D36)

Includes: morphology codes with behaviour code /0

- D10** **Benign neoplasm of mouth and pharynx**
- D10.0** **Lip**
Lip (frenulum) (inner aspect) (mucosa) (vermilion border)

Excludes: skin of lip (D22.0, D23.0)
- D10.1** **Tongue**
Lingual tonsil
- D10.2** **Floor of mouth**

INTERNATIONAL CLASSIFICATION OF DISEASES

D10.3 Other and unspecified parts of mouth

Minor salivary gland NOS

Excludes: benign odontogenic neoplasms (D16.4-D16.5)
mucosa of lip (D10.0)
nasopharyngeal surface of soft palate (D10.6)

D10.4 Tonsil

Tonsil (faucial) (palatine)

Excludes: lingual tonsil (D10.1)
pharyngeal tonsil (D10.6)
tonsillar:
• fossa (D10.5)
• pillars (D10.5)

D10.5 Other parts of oropharynx

Epiglottis, anterior aspect

Tonsillar:

- fossa
 - pillars
- Vallecula

Excludes: epiglottis:
• NOS (D14.1)
• suprahyoid portion (D14.1)

D10.6 Nasopharynx

Pharyngeal tonsil

Posterior margin of septum and choanae

D10.7 Hypopharynx

D10.9 Pharynx, unspecified

D11	Benign neoplasm of major salivary glands <i>Excludes:</i> benign neoplasms of specified minor salivary glands which are classified according to their anatomical location benign neoplasms of minor salivary glands NOS (D10.3)
D11.0	Parotid gland
D11.7	Other major salivary glands Gland: <ul style="list-style-type: none">• sublingual• submandibular
D11.9	Major salivary gland, unspecified
D12	Benign neoplasm of colon, rectum, anus and anal canal
D12.0	Caecum Ileocaecal valve
D12.1	Appendix
D12.2	Ascending colon
D12.3	Transverse colon Hepatic flexure Splenic flexure
D12.4	Descending colon
D12.5	Sigmoid colon
D12.6	Colon, unspecified Adenomatosis of colon Large intestine NOS Polyposis (hereditary) of colon
D12.7	Rectosigmoid junction

INTERNATIONAL CLASSIFICATION OF DISEASES

- D12.8** **Rectum**
- D12.9** **Anus and anal canal**
Excludes: anal:
 - margin (D22.5, D23.5)
 - skin (D22.5, D23.5)perianal skin (D22.5, D23.5)
- D13** **Benign neoplasm of other and ill-defined parts of digestive system**
- D13.0** **Oesophagus**
- D13.1** **Stomach**
- D13.2** **Duodenum**
- D13.3** **Other and unspecified parts of small intestine**
- D13.4** **Liver**
Intrahepatic bile ducts
- D13.5** **Extrahepatic bile ducts**
- D13.6** **Pancreas**
Excludes: endocrine pancreas (D13.7)
- D13.7** **Endocrine pancreas**
Islet cell tumour
Islets of Langerhans
- D13.9** **Ill-defined sites within the digestive system**
Digestive system NOS
Intestine NOS
Spleen

D14**Benign neoplasm of middle ear and respiratory system****D14.0****Middle ear, nasal cavity and accessory sinuses**

Cartilage of nose

Excludes: auricular canal (external) (D22.2, D23.2)

bone of:

- ear (D16.4)
- nose (D16.4)

cartilage of ear (D21.0)

ear (external)(skin) (D22.2, D23.2)

nose:

- NOS (D36.7)
- skin (D22.3, D23.3)

olfactory bulb (D33.3)

polyp (of):

- accessory sinus (J33.8)
- ear (middle) (H74.4)
- nasal (cavity) (J33.-)

posterior margin of septum and choanae (D10.6)

D14.1**Larynx**

Epiglottis (suprahyoid portion)

Excludes: epiglottis, anterior aspect (D10.5)

polyp of vocal cord and larynx (J38.1)

D14.2**Trachea****D14.3****Bronchus and lung****D14.4****Respiratory system, unspecified****D15****Benign neoplasm of other and unspecified intrathoracic organs***Excludes:* mesothelial tissue (D19.-)**D15.0****Thymus****D15.1****Heart***Excludes:* great vessels (D21.3)

D15.2 **Mediastinum**

D15.7 **Other specified intrathoracic organs**

D15.9 **Intrathoracic organ, unspecified**

D16

Benign neoplasm of bone and articular cartilage

Excludes: connective tissue of:

- ear (D21.0)
- eyelid (D21.0)
- larynx (D14.1)
- nose (D14.0)
- synovia (D21.-)

D16.0 **Scapula and long bones of upper limb**

D16.1 **Short bones of upper limb**

D16.2 **Long bones of lower limb**

D16.3 **Short bones of lower limb**

D16.4 **Bones of skull and face**

Maxilla (superior)

Orbital bone

Excludes: lower jaw bone (D16.5)

D16.5 **Lower jaw bone**

D16.6 **Vertebral column**

Excludes: sacrum and coccyx (D16.8)

D16.7 **Ribs, sternum and clavicle**

D16.8 **Pelvic bones, sacrum and coccyx**

D16.9 **Bone and articular cartilage, unspecified**

-
- D17** **Benign lipomatous neoplasm**
Includes: morphology codes M885-M888 with behaviour code /0
- D17.0** **Benign lipomatous neoplasm of skin and subcutaneous tissue of head, face and neck**
- D17.1** **Benign lipomatous neoplasm of skin and subcutaneous tissue of trunk**
- D17.2** **Benign lipomatous neoplasm of skin and subcutaneous tissue of limbs**
- D17.3** **Benign lipomatous neoplasm of skin and subcutaneous tissue of other and unspecified sites**
- D17.4** **Benign lipomatous neoplasm of intrathoracic organs**
- D17.5** **Benign lipomatous neoplasm of intra-abdominal organs**
Excludes: peritoneum and retroperitoneum (D17.7)
- D17.6** **Benign lipomatous neoplasm of spermatic cord**
- D17.7** **Benign lipomatous neoplasm of other sites**
Peritoneum
Retroperitoneum
- D17.9** **Benign lipomatous neoplasm, unspecified**
Lipoma NOS
- D18** **Haemangioma and lymphangioma, any site**
Includes: morphology codes M912-M917 with behaviour code /0

Excludes: blue or pigmented naevus (D22.-)
- D18.0** **Haemangioma, any site**
Angioma NOS
- D18.1** **Lymphangioma, any site**

INTERNATIONAL CLASSIFICATION OF DISEASES

D19

Benign neoplasm of mesothelial tissue

Includes: morphology code M905 with behaviour code /0

D19.0

Mesothelial tissue of pleura

D19.1

Mesothelial tissue of peritoneum

D19.7

Mesothelial tissue of other sites

D19.9

Mesothelial tissue, unspecified

Benign mesothelioma NOS

D20

Benign neoplasm of soft tissue of retroperitoneum and peritoneum

Excludes: benign lipomatous neoplasm of peritoneum and retroperitoneum (D17.7)
mesothelial tissue (D19.-)

D20.0

Retroperitoneum

D20.1

Peritoneum

D21**Other benign neoplasms of connective and other soft tissue**

Includes: blood vessel
 bursa
 cartilage
 fascia
 fat
 ligament, except uterine
 lymphatic channel
 muscle
 synovia
 tendon (sheath)

Excludes: cartilage:

- articular (D16.-)
- larynx (D14.1)
- nose (D14.0)

connective tissue of breast (D24)
 haemangioma (D18.0)
 lipomatous neoplasm (D17.-)
 lymphangioma (D18.1)
 peripheral nerves and autonomic nervous system (D36.1)
 peritoneum (D20.1)
 retroperitoneum (D20.0)
 uterine:

- leiomyoma (D25.-)
- ligament, any (D28.2)

vascular tissue (D18.-)

D21.0 Connective and other soft tissue of head, face and neck

Connective tissue of:

- ear
- eyelid

Excludes: connective tissue of orbit (D31.6)

D21.1 Connective and other soft tissue of upper limb, including shoulder**D21.2 Connective and other soft tissue of lower limb, including hip**

INTERNATIONAL CLASSIFICATION OF DISEASES

D21.3 **Connective and other soft tissue of thorax**

Axilla
Diaphragm
Great vessels

Excludes: heart (D15.1)
mediastinum (D15.2)
thymus (D15.0)

D21.4 **Connective and other soft tissue of abdomen**

D21.5 **Connective and other soft tissue of pelvis**

Excludes: uterine:
• leiomyoma (D25.-)
• ligament, any (D28.2)

D21.6 **Connective and other soft tissue of trunk, unspecified**

Back NOS

D21.9 **Connective and other soft tissue, unspecified**

D22

Melanocytic naevi

Includes: morphology codes M872-M879 with behaviour code /0
naevus:
• NOS
• blue
• hairy
• pigmented

D22.0 **Melanocytic naevi of lip**

D22.1 **Melanocytic naevi of eyelid, including canthus**

D22.2 **Melanocytic naevi of ear and external auricular canal**

D22.3 **Melanocytic naevi of other and unspecified parts of face**

D22.4 **Melanocytic naevi of scalp and neck**

- D22.5** **Melanocytic naevi of trunk**
Anal:
• margin
• skin
Perianal skin
Skin of breast
- D22.6** **Melanocytic naevi of upper limb, including shoulder**
- D22.7** **Melanocytic naevi of lower limb, including hip**
- D22.9** **Melanocytic naevi, unspecified**
- D23** **Other benign neoplasms of skin**
Includes: benign neoplasm of:
• hair follicles
• sebaceous glands
• sweat glands

Excludes: benign lipomatous neoplasms (D17.0-D17.3)
melanocytic naevi (D22.-)
- D23.0** **Skin of lip**
Excludes: vermilion border of lip (D10.0)
- D23.1** **Skin of eyelid, including canthus**
- D23.2** **Skin of ear and external auricular canal**
- D23.3** **Skin of other and unspecified parts of face**
- D23.4** **Skin of scalp and neck**

INTERNATIONAL CLASSIFICATION OF DISEASES

D23.5 Skin of trunk

Anal:

- margin
- skin

Perianal skin

Skin of breast

Excludes: anus NOS (D12.9)
skin of genital organs (D28-D29)

D23.6 Skin of upper limb, including shoulder

D23.7 Skin of lower limb, including hip

D23.9 Skin, unspecified

D24

Benign neoplasm of breast

Breast:

- connective tissue
- soft parts

Excludes: benign mammary dysplasia (N60.-)
skin of breast (D22.5, D23.5)

D25

Leiomyoma of uterus

Includes: benign neoplasms of uterus with morphology code M889 and behaviour code /0
fibromyoma of uterus

D25.0 Submucous leiomyoma of uterus

D25.1 Intramural leiomyoma of uterus

D25.2 Subserosal leiomyoma of uterus

D25.9 Leiomyoma of uterus, unspecified

D26	Other benign neoplasms of uterus
D26.0	Cervix uteri
D26.1	Corpus uteri
D26.7	Other parts of uterus
D26.9	Uterus, unspecified
D27	Benign neoplasm of ovary
D28	Benign neoplasm of other and unspecified female genital organs <i>Includes:</i> adenomatous polyp skin of female genital organs
D28.0	Vulva
D28.1	Vagina
D28.2	Uterine tubes and ligaments Fallopian tube Uterine ligament (broad)(round)
D28.7	Other specified female genital organs
D28.9	Female genital organ, unspecified
D29	Benign neoplasm of male genital organs <i>Includes:</i> skin of male genital organs
D29.0	Penis
D29.1	Prostate <i>Excludes:</i> hyperplasia of prostate (adenomatous) (N40) prostatic: <ul style="list-style-type: none">• enlargement (N40)• hypertrophy (N40)

INTERNATIONAL CLASSIFICATION OF DISEASES

- D29.2** **Testis**
- D29.3** **Epididymis**
- D29.4** **Scrotum**
Skin of scrotum
- D29.7** **Other male genital organs**
Seminal vesicle
Spermatic cord
Tunica vaginalis
- D29.9** **Male genital organ, unspecified**
- D30** **Benign neoplasm of urinary organs**
- D30.0** **Kidney**
Excludes: renal:
 - calyces (D30.1)
 - pelvis (D30.1)
- D30.1** **Renal pelvis**
- D30.2** **Ureter**
Excludes: ureteric orifice of bladder (D30.3)
- D30.3** **Bladder**
Orifice of bladder:
 - urethral
 - ureteric
- D30.4** **Urethra**
Excludes: urethral orifice of bladder (D30.3)
- D30.7** **Other urinary organs**
Paraurethral glands
- D30.9** **Urinary organ, unspecified**
Urinary system NOS

D31	Benign neoplasm of eye and adnexa <i>Excludes:</i> connective tissue of eyelid (D21.0) optic nerve (D33.3) skin of eyelid (D22.1, D23.1)
D31.0	Conjunctiva
D31.1	Cornea
D31.2	Retina
D31.3	Choroid
D31.4	Ciliary body Eyeball
D31.5	Lacrimal gland and duct Lacrimal sac Nasolacrimal duct
D31.6	Orbit, unspecified Connective tissue of orbit Extraocular muscle Peripheral nerves of orbit Retrolbulbar tissue Retro-ocular tissue <i>Excludes:</i> orbital bone (D16.4)
D31.9	Eye, unspecified
D32	Benign neoplasm of meninges
D32.0	Cerebral meninges
D32.1	Spinal meninges
D32.9	Meninges, unspecified Meningioma NOS

D33

Benign neoplasm of brain and other parts of central nervous system

Excludes: angioma (D18.0)
meninges (D32.-)
peripheral nerves and autonomic nervous system (D36.1)
retro-ocular tissue (D31.6)

D33.0

Brain, supratentorial

Cerebral ventricle
Cerebrum
Frontal
Occipital
Parietal
Temporal

} lobe

Excludes: fourth ventricle (D33.1)

D33.1

Brain, infratentorial

Brain stem
Cerebellum
Fourth ventricle

D33.2

Brain, unspecified

D33.3

Cranial nerves

Olfactory bulb

D33.4

Spinal cord

D33.7

Other specified parts of central nervous system

D33.9

Central nervous system, unspecified

Nervous system (central) NOS

D34

Benign neoplasm of thyroid gland

-
- D35** **Benign neoplasm of other and unspecified endocrine glands**
Excludes: endocrine pancreas (D13.7)
 ovary (D27)
 testis (D29.2)
 thymus (D15.0)
- D35.0 **Adrenal gland**
- D35.1 **Parathyroid gland**
- D35.2 **Pituitary gland**
- D35.3 **Craniopharyngeal duct**
- D35.4 **Pineal gland**
- D35.5 **Carotid body**
- D35.6 **Aortic body and other paraganglia**
- D35.7 **Other specified endocrine glands**
- D35.8 **Pluriglandular involvement**
- D35.9 **Endocrine gland, unspecified**
- D36** **Benign neoplasm of other and unspecified sites**
- D36.0 **Lymph nodes**
- D36.1 **Peripheral nerves and autonomic nervous system**
Excludes: peripheral nerves of orbit (D31.6)
- D36.7 **Other specified sites**
 Nose NOS
- D36.9 **Benign neoplasm of unspecified site**

**Neoplasms of uncertain or unknown behaviour
(D37-D48)**

Note: Categories D37-D48 classify by site neoplasms of uncertain or unknown behaviour, i.e., there is doubt whether the neoplasm is malignant or benign. Such neoplasms are assigned behaviour code /1 in the classification of the morphology of neoplasms.

D37

Neoplasm of uncertain or unknown behaviour of oral cavity and digestive organs

D37.0 Lip, oral cavity and pharynx

Aryepiglottic fold:

- NOS
- hypopharyngeal aspect
- marginal zone

Major and minor salivary glands

Vermilion border of lip

Excludes: aryepiglottic fold, laryngeal aspect (D38.0)

epiglottitis:

- NOS (D38.0)
 - suprahyoid portion (D38.0)
- skin of lip (D48.5)

D37.1 Stomach

D37.2 Small intestine

D37.3 Appendix

D37.4 Colon

D37.5 Rectum

Rectosigmoid junction

D37.6 Liver, gallbladder and bile ducts

Ampulla of Vater

D37.7 Other digestive organs

Anal:

- canal
- sphincter

Anus NOS

Intestine NOS

Oesophagus

Pancreas

Excludes: anal:

- margin (D48.5)
 - skin (D48.5)
- perianal skin (D48.5)

D37.9 Digestive organ, unspecified**D38****Neoplasm of uncertain or unknown behaviour of middle ear and respiratory and intrathoracic organs***Excludes:* heart (D48.7)**D38.0 Larynx**

Aryepiglottic fold, laryngeal aspect

Epiglottis (suprahyoid portion)

Excludes: aryepiglottic fold:

- NOS (D37.0)
- hypopharyngeal aspect (D37.0)
- marginal zone (D37.0)

D38.1 Trachea, bronchus and lung**D38.2 Pleura****D38.3 Mediastinum****D38.4 Thymus**

INTERNATIONAL CLASSIFICATION OF DISEASES

D38.5 Other respiratory organs

Accessory sinuses
Cartilage of nose
Middle ear
Nasal cavities

Excludes: ear (external)(skin) (D48.5)

nose:

- NOS (D48.7)
- skin (D48.5)

D38.6 Respiratory organ, unspecified

D39

Neoplasm of uncertain or unknown behaviour of female genital organs

D39.0 Uterus

D39.1 Ovary

D39.2 Placenta

Chorioadenoma destruens
Hydatidiform mole:

- invasive
- malignant

Excludes: hydatidiform mole NOS (O01.9)

D39.7 Other female genital organs

Skin of female genital organs

D39.9 Female genital organ, unspecified

D40

Neoplasm of uncertain or unknown behaviour of male genital organs

D40.0 Prostate

D40.1 Testis

- D40.7** **Other male genital organs**
Skin of male genital organs
- D40.9** **Male genital organ, unspecified**
- D41** **Neoplasm of uncertain or unknown behaviour of urinary organs**
- D41.0** **Kidney**
Excludes: renal pelvis (D41.1)
- D41.1** **Renal pelvis**
- D41.2** **Ureter**
- D41.3** **Urethra**
- D41.4** **Bladder**
- D41.7** **Other urinary organs**
- D41.9** **Urinary organ, unspecified**
- D42** **Neoplasm of uncertain or unknown behaviour of meninges**
- D42.0** **Cerebral meninges**
- D42.1** **Spinal meninges**
- D42.9** **Meninges, unspecified**

D43

Neoplasm of uncertain or unknown behaviour of brain and central nervous system

Excludes: peripheral nerves and autonomic nervous system (D48.2)

D43.0

Brain, supratentorial

Cerebral ventricle

Cerebrum

Frontal

Occipital

Parietal

Temporal

} lobe

Excludes: fourth ventricle (D43.1)

D43.1

Brain, infratentorial

Brain stem

Cerebellum

Fourth ventricle

D43.2

Brain, unspecified

D43.3

Cranial nerves

D43.4

Spinal cord

D43.7

Other parts of central nervous system

D43.9

Central nervous system, unspecified

Nervous system (central) NOS

D44

Neoplasm of uncertain or unknown behaviour of endocrine glands

Excludes: endocrine pancreas (D37.7)

ovary (D39.1)

testis (D40.1)

thymus (D38.4)

D44.0

Thyroid gland

D44.1

Adrenal gland

D44.2	Parathyroid gland
D44.3	Pituitary gland
D44.4	Craniopharyngeal duct
D44.5	Pineal gland
D44.6	Carotid body
D44.7	Aortic body and other paraganglia
D44.8	Pluriglandular involvement Multiple endocrine adenomatosis
D44.9	Endocrine gland, unspecified
D45	Polycythaemia vera Morphology code M9950 with behaviour code /1
D46	Myelodysplastic syndromes <i>Includes:</i> morphology code M998 with behaviour code /1
D46.0	Refractory anaemia without sideroblasts, so stated
D46.1	Refractory anaemia with sideroblasts
D46.2	Refractory anaemia with excess of blasts
D46.3	Refractory anaemia with excess of blasts with transformation
D46.4	Refractory anaemia, unspecified
D46.7	Other myelodysplastic syndromes
D46.9	Myelodysplastic syndrome, unspecified Myelodysplasia NOS Preleukaemia (syndrome) NOS

D47

Other neoplasms of uncertain or unknown behaviour of lymphoid, haematopoietic and related tissue

Includes: morphology codes M974, M976, M996-M997 with behaviour code /1

D47.0

Histiocytic and mast cell tumours of uncertain and unknown behaviour

Mast cell tumour NOS

Mastocytoma NOS

Excludes: mastocytosis (cutaneous) (Q82.2)

D47.1

Chronic myeloproliferative disease

Myelofibrosis (with myeloid metaplasia)

Myeloproliferative disease, unspecified

Myelosclerosis (megakaryocytic) with myeloid metaplasia

D47.2

Monoclonal gammopathy (of undetermined significance (MGUS))

D47.3

Essential (haemorrhagic) thrombocythaemia

Idiopathic haemorrhagic thrombocythaemia

D47.7

Other specified neoplasms of uncertain or unknown behaviour of lymphoid, haematopoietic and related tissue

D47.9

Neoplasm of uncertain or unknown behaviour of lymphoid, haematopoietic and related tissue, unspecified

Lymphoproliferative disease NOS

D48

Neoplasm of uncertain or unknown behaviour of other and unspecified sites

Excludes: neurofibromatosis (nonmalignant) (Q85.0)

D48.0

Bone and articular cartilage

Excludes: cartilage of:

- ear (D48.1)

- larynx (D38.0)

- nose (D38.5)

connective tissue of eyelid (D48.1)

synovia (D48.1)

D48.1 Connective and other soft tissue

Connective tissue of:

- ear
- eyelid

Excludes: cartilage (of):

- articular (D48.0)
- larynx (D38.0)
- nose (D38.5)

connective tissue of breast (D48.6)

D48.2 Peripheral nerves and autonomic nervous system*Excludes:* peripheral nerves of orbit (D48.7)**D48.3 Retroperitoneum****D48.4 Peritoneum****D48.5 Skin**

Anal:

- margin
- skin

Perianal skin

Skin of breast

Excludes: anus NOS (D37.7)

skin of genital organs (D39.7, D40.7)

vermilion border of lip (D37.0)

D48.6 Breast

Connective tissue of breast

Cystosarcoma phyllodes

Excludes: skin of breast (D48.5)

INTERNATIONAL CLASSIFICATION OF DISEASES

D48.7 Other specified sites

Eye
Heart
Peripheral nerves of orbit

Excludes: connective tissue (D48.1)
skin of eyelid (D48.5)

D48.9 Neoplasm of uncertain or unknown behaviour, unspecified

"Growth" NOS
Neoplasm NOS
New growth NOS
Tumour NOS

CHAPTER III

Diseases of the blood and blood-forming organs and certain disorders involving the immune mechanism (D50-D89)

Excludes: autoimmune disease (systemic) NOS (M35.9)
certain conditions originating in the perinatal period (P00-P96)
complications of pregnancy, childbirth and the puerperium (O00-O99)
congenital malformations, deformations and chromosomal abnormalities (Q00-Q99)
endocrine, nutritional and metabolic diseases (E00-E90)
human immunodeficiency virus [HIV] disease (B20-B24)
injury, poisoning and certain other consequences of external causes (S00-T98)
neoplasms (C00-D48)
symptoms, signs and abnormal clinical and laboratory findings, not elsewhere classified (R00-R99)

This chapter contains the following blocks:

D50-D53	Nutritional anaemias
D55-D59	Haemolytic anaemias
D60-D64	Aplastic and other anaemias
D65-D69	Coagulation defects, purpura and other haemorrhagic conditions
D70-D77	Other diseases of blood and blood-forming organs
D80-D89	Certain disorders involving the immune mechanism

Asterisk categories for this chapter are provided as follows:

D63*	Anaemia in chronic diseases classified elsewhere
D77*	Other disorders of blood and blood-forming organs in diseases classified elsewhere

**Nutritional anaemias
(D50-D53)**

D50

Iron deficiency anaemia

Includes: anaemia:

- asiderotic
- hypochromic

D50.0

Iron deficiency anaemia secondary to blood loss (chronic)

Posthaemorrhagic anaemia (chronic)

Excludes: acute posthaemorrhagic anaemia (D62)

congenital anaemia from fetal blood loss (P61.3)

D50.1

Sideropenic dysphagia

Kelly-Paterson syndrome

Plummer-Vinson syndrome

D50.8

Other iron deficiency anaemias

D50.9

Iron deficiency anaemia, unspecified

D51

Vitamin B₁₂ deficiency anaemia

Excludes: vitamin B₁₂ deficiency (E53.8)

D51.0

Vitamin B₁₂ deficiency anaemia due to intrinsic factor deficiency

Anaemia:

- Addison
 - Biermer
 - pernicious (congenital)
- Congenital intrinsic factor deficiency

D51.1

Vitamin B₁₂ deficiency anaemia due to selective vitamin B₁₂ malabsorption with proteinuria

Imerslund(-Gräsbeck) syndrome

Megaloblastic hereditary anaemia

D51.2

Transcobalamin II deficiency

DISEASES OF THE BLOOD AND BLOOD-FORMING ORGANS

- D51.3** **Other dietary vitamin B₁₂ deficiency anaemia**
Vegan anaemia
- D51.8** **Other vitamin B₁₂ deficiency anaemias**
- D51.9** **Vitamin B₁₂ deficiency anaemia, unspecified**
- D52** **Folate deficiency anaemia**
- D52.0** **Dietary folate deficiency anaemia**
Nutritional megaloblastic anaemia
- D52.1** **Drug-induced folate deficiency anaemia**
Use additional external cause code (Chapter XX), if desired, to identify drug.
- D52.8** **Other folate deficiency anaemias**
- D52.9** **Folate deficiency anaemia, unspecified**
Folic acid deficiency anaemia NOS
- D53** **Other nutritional anaemias**
Includes: megaloblastic anaemia unresponsive to vitamin B₁₂ or folate therapy
- D53.0** **Protein deficiency anaemia**
Amino-acid deficiency anaemia
Orotaciduric anaemia

Excludes: Lesch-Nyhan syndrome (E79.1)
- D53.1** **Other megaloblastic anaemias, not elsewhere classified**
Megaloblastic anaemia NOS

Excludes: Di Guglielmo's disease (C94.0)
- D53.2** **Scorbutic anaemia**
Excludes: scurvy (E54)

D53.8 Other specified nutritional anaemias

Anaemia associated with deficiency of:

- copper
- molybdenum
- zinc

Excludes: nutritional deficiencies without mention of anaemia, such as:

- copper deficiency (E61.0)
- molybdenum deficiency (E61.5)
- zinc deficiency (E60)

D53.9 Nutritional anaemia, unspecified

Simple chronic anaemia

Excludes: anaemia NOS (D64.9)

**Haemolytic anaemias
(D55-D59)**

D55 Anaemia due to enzyme disorders

Excludes: drug-induced enzyme deficiency anaemia (D59.2)

D55.0 Anaemia due to glucose-6-phosphate dehydrogenase [G6PD] deficiency

Favism

G6PD deficiency anaemia

D55.1 Anaemia due to other disorders of glutathione metabolism

Anaemia (due to):

- enzyme deficiencies, except G6PD, related to the hexose monophosphate [HMP] shunt pathway
- haemolytic nonspherocytic (hereditary), type I

D55.2 Anaemia due to disorders of glycolytic enzymes

Anaemia:

- haemolytic nonspherocytic (hereditary), type II
- hexokinase deficiency
- pyruvate kinase [PK] deficiency
- triose-phosphate isomerase deficiency

DISEASES OF THE BLOOD AND BLOOD-FORMING ORGANS

D55.3 **Anaemia due to disorders of nucleotide metabolism**

D55.8 **Other anaemias due to enzyme disorders**

D55.9 **Anaemia due to enzyme disorder, unspecified**

D56 **Thalassaemia**

D56.0 **Alpha thalassaemia**
Excludes: hydrops fetalis due to haemolytic disease (P56.-)

D56.1 **Beta thalassaemia**
Cooley's anaemia
Severe beta thalassaemia
Thalassaemia:
• intermedia
• major

D56.2 **Delta-beta thalassaemia**

D56.3 **Thalassaemia trait**

D56.4 **Hereditary persistence of fetal haemoglobin [HPFH]**

D56.8 **Other thalassaemias**

D56.9 **Thalassaemia, unspecified**
Mediterranean anaemia (with other haemoglobinopathy)
Thalassaemia (minor)(mixed)(with other haemoglobinopathy)

D57 **Sickle-cell disorders**

Excludes: other haemoglobinopathies (D58.-)

D57.0 **Sickle-cell anaemia with crisis**
Hb-SS disease with crisis

INTERNATIONAL CLASSIFICATION OF DISEASES

D57.1 Sickle-cell anaemia without crisis

Sickle-cell:

- anaemia
 - disease
 - disorder
- } NOS

D57.2 Double heterozygous sickling disorders

Disease:

- Hb-SC
- Hb-SD
- Hb-SE
- sickle-cell thalassaemia

D57.3 Sickle-cell trait

Hb-S trait

Heterozygous haemoglobin S [HbAS]

D57.8 Other sickle-cell disorders

D58

Other hereditary haemolytic anaemias

D58.0 Hereditary spherocytosis

Acholuric (familial) jaundice

Congenital (spherocytic) haemolytic icterus

Minkowski-Chauffard syndrome

D58.1 Hereditary elliptocytosis

Elliptocytosis (congenital)

Ovalocytosis (congenital)(hereditary)

D58.2 **Other haemoglobinopathies**
Abnormal haemoglobin NOS
Congenital Heinz body anaemia

Disease:

- Hb-C
- Hb-D
- Hb-E

Haemoglobinopathy NOS
Unstable haemoglobin haemolytic disease

Excludes: familial polycythaemia (D75.0)
Hb-M disease (D74.0)
hereditary persistence of fetal haemoglobin [HPFH] (D56.4)
high-altitude polycythaemia (D75.1)
methaemoglobinaemia (D74.-)

D58.8 **Other specified hereditary haemolytic anaemias**
Stomatocytosis

D58.9 **Hereditary haemolytic anaemia, unspecified**

D59 **Acquired haemolytic anaemia**

D59.0 **Drug-induced autoimmune haemolytic anaemia**
Use additional external cause code (Chapter XX), if desired, to identify drug.

D59.1 **Other autoimmune haemolytic anaemias**
Autoimmune haemolytic disease (cold type)(warm type)
Chronic cold haemagglutinin disease
Cold agglutinin:

- disease
- haemoglobinuria

Haemolytic anaemia:

- cold type (secondary)(symptomatic)
- warm type (secondary)(symptomatic)

Excludes: Evans' syndrome (D69.3)
haemolytic disease of fetus and newborn (P55.-)
paroxysmal cold haemoglobinuria (D59.6)

INTERNATIONAL CLASSIFICATION OF DISEASES

D59.2 Drug-induced nonautoimmune haemolytic anaemia

Drug-induced enzyme deficiency anaemia

Use additional external cause code (Chapter XX), if desired, to identify drug.

D59.3 Haemolytic-uraemic syndrome

D59.4 Other nonautoimmune haemolytic anaemias

Haemolytic anaemia:

- mechanical
- microangiopathic
- toxic

Use additional external cause code (Chapter XX), if desired, to identify cause.

D59.5 Paroxysmal nocturnal haemoglobinuria [Marchiafava-Micheli]

Excludes: haemoglobinuria NOS (R82.3)

D59.6 Haemoglobinuria due to haemolysis from other external causes

Haemoglobinuria:

- from exertion
- march
- paroxysmal cold

Use additional external cause code (Chapter XX), if desired, to identify cause.

Excludes: haemoglobinuria NOS (R82.3)

D59.8 Other acquired haemolytic anaemias

D59.9 Acquired haemolytic anaemia, unspecified

Idiopathic haemolytic anaemia, chronic

**Aplastic and other anaemias
(D60-D64)**

D60 **Acquired pure red cell aplasia [erythroblastopenia]**
Includes: red cell aplasia (acquired)(adult)(with thymoma)

D60.0 **Chronic acquired pure red cell aplasia**

D60.1 **Transient acquired pure red cell aplasia**

D60.8 **Other acquired pure red cell aplasias**

D60.9 **Acquired pure red cell aplasia, unspecified**

D61 **Other aplastic anaemias**
Excludes: agranulocytosis (D70)

D61.0 **Constitutional aplastic anaemia**
Aplasia, (pure) red cell (of):

- congenital
- infants
- primary

Blackfan-Diamond syndrome
Familial hypoplastic anaemia
Fanconi's anaemia
Pancytopenia with malformations

D61.1 **Drug-induced aplastic anaemia**
Use additional external cause code (Chapter XX), if desired, to identify drug.

D61.2 **Aplastic anaemia due to other external agents**
Use additional external cause code (Chapter XX), if desired, to identify cause.

D61.3 **Idiopathic aplastic anaemia**

D61.8 **Other specified aplastic anaemias**

D61.9 **Aplastic anaemia, unspecified**
Hypoplastic anaemia NOS
Medullary hypoplasia
Panmyelophthisis

- D62** **Acute posthaemorrhagic anaemia**
Excludes: congenital anaemia from fetal blood loss (P61.3)
- D63*** **Anaemia in chronic diseases classified elsewhere**
- D63.0*** **Anaemia in neoplastic disease (C00-D48†)**
- D63.8*** **Anaemia in other chronic diseases classified elsewhere**
Anaemia in chronic kidney disease > stage 3 (N18.3-N18.5†)
- D64** **Other anaemias**
Excludes: refractory anaemia:
- NOS (D46.4)
 - with excess of blasts (D46.2)
 - with transformation (D46.3)
 - with sideroblasts (D46.1)
 - without sideroblasts (D46.0)
- D64.0** **Hereditary sideroblastic anaemia**
Sex-linked hypochromic sideroblastic anaemia
- D64.1** **Secondary sideroblastic anaemia due to disease**
Use additional code, if desired, to identify disease.
- D64.2** **Secondary sideroblastic anaemia due to drugs and toxins**
Use additional external cause code (Chapter XX), if desired, to identify cause.
- D64.3** **Other sideroblastic anaemias**
Sideroblastic anaemia:
- NOS
 - pyridoxine-responsive NEC
- D64.4** **Congenital dyserythropoietic anaemia**
Dyshaematopoietic anaemia (congenital)
- Excludes:* Blackfan-Diamond syndrome (D61.0)
Di Guglielmo's disease (C94.0)

D64.8 **Other specified anaemias**
Infantile pseudoleukaemia
Leukoerythroblastic anaemia

D64.9 **Anaemia, unspecified**

**Coagulation defects, purpura and other haemorrhagic conditions
(D65-D69)**

D65 **Disseminated intravascular coagulation [defibrination syndrome]**

Afibrinogenaemia, acquired
Consumption coagulopathy
Diffuse or disseminated intravascular coagulation [DIC]
Fibrinolytic haemorrhage, acquired
Purpura:
• fibrinolytic
• fulminans

Excludes: that (complicating):

- abortion or ectopic or molar pregnancy (O00-O07, O08.1)
- in newborn (P60)
- pregnancy, childbirth and the puerperium (O45.0, O46.0, O67.0, O72.3)

D66 **Hereditary factor VIII deficiency**

Deficiency factor VIII (with functional defect)
Haemophilia:
• NOS
• A
• classical

Excludes: factor VIII deficiency with vascular defect (D68.0)

D67 **Hereditary factor IX deficiency**

Christmas disease
Deficiency:
• factor IX (with functional defect)
• plasma thromboplastin component [PTC]
Haemophilia B

D68

Other coagulation defects

Excludes: those complicating:

- abortion or ectopic or molar pregnancy (O00-O07, O08.1)
- pregnancy, childbirth and the puerperium (O45.0, O46.0, O67.0, O72.3)

D68.0

Von Willebrand's disease

Angiohaemophilia

Factor VIII deficiency with vascular defect

Vascular haemophilia

Excludes: capillary fragility (hereditary) (D69.8)

factor VIII deficiency:

- NOS (D66)
- with functional defect (D66)

D68.1

Hereditary factor XI deficiency

Haemophilia C

Plasma thromoplastin antecedent [PTA] deficiency

D68.2

Hereditary deficiency of other clotting factors

Congenital afibrinogenaemia

Deficiency:

- AC globulin
- proaccelerin

Deficiency of factor:

- I [fibrinogen]
- II [prothrombin]
- V [labile]
- VII [stable]
- X [Stuart-Prower]
- XII [Hageman]
- XIII [fibrin-stabilizing]

Dysfibrinogenaemia (congenital)

Hypoproconvertinaemia

Owren's disease

D68.3 Haemorrhagic disorder due to circulating anticoagulants

Haemorrhage during long term use of anticoagulants

Hyperheparinaemia

Increase in:

- antithrombin
- anti-VIIIa
- anti-IXa
- anti-Xa
- anti-XIa

Use additional external cause code (Chapter XX), if desired, to identify any administered anticoagulant.

Excludes: long term use of anticoagulants without haemorrhage (Z92.1)

D68.4 Acquired coagulation factor deficiency

Deficiency of coagulation factor due to:

- liver disease
- vitamin K deficiency

Excludes: vitamin K deficiency of newborn (P53)

D68.5 Primary thrombophilia

Activated protein C resistance [factor V Leiden mutation]

Deficiency:

- antithrombin
 - protein C
 - protein S
- Prothrombin gene mutation

D68.6 Other thrombophilia

Anticardiolipin syndrome

Antiphospholipid syndrome

Presence of the lupus anticoagulant

Excludes: disseminated intravascular coagulation (D65)
hyperhomocysteinemia (E72.1)

D68.8 **Other specified coagulation defects**

D68.9 **Coagulation defect, unspecified**

D69

Purpura and other haemorrhagic conditions

Excludes: benign hypergammaglobulinaemic purpura (D89.0)
cryoglobulinaemic purpura (D89.1)
essential (haemorrhagic) thrombocythaemia (D47.3)
purpura fulminans (D65)
thrombotic thrombocytopenic purpura (M31.1)

D69.0 **Allergic purpura**

Purpura:

- anaphylactoid
- Henoch(-Schönlein)
- nonthrombocytopenic:
 - haemorrhagic
 - idiopathic
- vascular

Vasculitis, allergic

D69.1 **Qualitative platelet defects**

Bernard-Soulier [giant platelet] syndrome
Glanzmann's disease
Grey platelet syndrome
Thromboasthenia (haemorrhagic)(hereditary)
Thrombocytopathy

Excludes: von Willebrand's disease (D68.0)

D69.2 **Other nonthrombocytopenic purpura**

Purpura:

- NOS
- senile
- simplex

D69.3 **Idiopathic thrombocytopenic purpura**

Evans' syndrome

DISEASES OF THE BLOOD AND BLOOD-FORMING ORGANS

- D69.4** **Other primary thrombocytopenia**
Excludes: thrombocytopenia with absent radius (Q87.2)
 transient neonatal thrombocytopenia (P61.0)
 Wiskott-Aldrich syndrome (D82.0)
- D69.5** **Secondary thrombocytopenia**
Use additional external cause code (Chapter XX), if desired, to identify cause.
- D69.6** **Thrombocytopenia, unspecified**
- D69.8** **Other specified haemorrhagic conditions**
Capillary fragility (hereditary)
Vascular pseudo-haemophilia
- D69.9** **Haemorrhagic condition, unspecified**

Other diseases of blood and blood-forming organs (D70-D77)

D70

Agranulocytosis
Agranulocytic angina
Infantile genetic agranulocytosis
Kostmann's disease
Neutropenia:
• NOS
• congenital
• cyclic
• drug-induced
• periodic
• splenic (primary)
• toxic
Neutropenic splenomegaly

Use additional external cause code (Chapter XX), if desired, to identify drug, if drug-induced.

Excludes: transient neonatal neutropenia (P61.5)

D71

Functional disorders of polymorphonuclear neutrophils

Cell membrane receptor complex [CR3] defect
Chronic (childhood) granulomatous disease
Congenital dysphagocytosis
Progressive septic granulomatosis

D72

Other disorders of white blood cells

Excludes: basophilia (D75.8)
immunity disorders (D80-D89)
neutropenia (D70)
preleukaemia (syndrome) (D46.9)

D72.0

Genetic anomalies of leukocytes

Anomaly (granulation)(granulocyte) or syndrome:

- Alder
- May-Hegglin
- Pelger-Huët

Hereditary:

- leukocytic:
 - hypersegmentation
 - hyposegmentation
- leukomelanopathy

Excludes: Chediak(-Steinbrinck)-Higashi syndrome (E70.3)

D72.1

Eosinophilia

Eosinophilia:

- allergic
- hereditary

D72.8 Other specified disorders of white blood cells

Leukaemoid reaction:

- lymphocytic
- monocytic
- myelocytic

Leukocytosis

Lymphocytosis (symptomatic)

Lymphopenia

Monocytosis (symptomatic)

Plasmacytosis

D72.9 Disorder of white blood cells, unspecified

D73

Diseases of spleen

D73.0 Hyposplenism

Asplenia, postsurgical

Atrophy of spleen

Excludes: asplenia (congenital) (Q89.0)

D73.1 Hypersplenism

Excludes: splenomegaly:

- NOS (R16.1)
- congenital (Q89.0)

D73.2 Chronic congestive splenomegaly

D73.3 Abscess of spleen

D73.4 Cyst of spleen

D73.5 Infarction of spleen

Splenic rupture, nontraumatic

Torsion of spleen

Excludes: traumatic rupture of spleen (S36.0)

D73.8 Other diseases of spleen

Fibrosis of spleen NOS
Perisplenitis
Splinitis NOS

D73.9 Disease of spleen, unspecified

D74 Methaemoglobinaemia

D74.0 Congenital methaemoglobinaemia

Congenital NADH-methaemoglobin reductase deficiency
Haemoglobin-M [Hb-M] disease
Methaemoglobinaemia, hereditary

D74.8 Other methaemoglobinaemias

Acquired methaemoglobinaemia (with sulphaemoglobinaemia)
Toxic methaemoglobinaemia

Use additional external cause code (Chapter XX), if desired, to identify cause.

D74.9 Methaemoglobinaemia, unspecified

D75 Other diseases of blood and blood-forming organs

Excludes: enlarged lymph nodes (R59.-)
hypergammaglobulinaemia NOS (D89.2)
lymphadenitis:
• NOS (I88.9)
• acute (L04.-)
• chronic (I88.1)
• mesenteric (acute)(chronic) (I88.0)

D75.0 Familial erythrocytosis

Polycythaemia:
• benign
• familial

Excludes: hereditary ovalocytosis (D58.1)

D75.1 Secondary polycythaemia

Erythrocytosis NOS

Polycythaemia:

- acquired
- due to:
 - erythropoietin
 - fall in plasma volume
 - high altitude
 - stress
- emotional
- hypoxaemic
- nephrogenous
- relative

Excludes: polycythaemia:

- neonatorum (P61.1)
- vera (D45)

D75.2 Essential thrombocytosis

Excludes: essential (haemorrhagic) thrombocythaemia (D47.3)

D75.8 Other specified diseases of blood and blood-forming organs

Basophilia

D75.9 Disease of blood and blood-forming organs, unspecified

D76

Certain diseases involving lymphoreticular tissue and reticulohistiocytic system

Excludes: Letterer-Siwe disease (C96.0)

malignant histiocytosis (C96.1)

reticuloendotheliosis or reticulosis:

- histiocytic medullary (C96.1)
- leukaemic (C91.4)
- lipomelanotic (I89.8)
- malignant (C85.7)
- nonlipid (C96.0)

D76.0 Langerhans' cell histiocytosis, not elsewhere classified

Eosinophilic granuloma

Hand-Schüller-Christian disease

Histiocytosis X (chronic)

D76.1 Haemophagocytic lymphohistiocytosis
Familial haemophagocytic reticulosis
Histiocytoses of mononuclear phagocytes other than Langerhans' cells NOS

D76.2 Haemophagocytic syndrome, infection-associated
Use additional code, if desired, to identify infectious agent or disease.

D76.3 Other histiocytosis syndromes
Reticulohistiocytoma (giant-cell)
Sinus histiocytosis with massive lymphadenopathy
Xanthogranuloma

D77* **Other disorders of blood and blood-forming organs in diseases classified elsewhere**
Fibrosis of spleen in schistosomiasis [bilharziasis] (B65.-†)

**Certain disorders involving the immune mechanism
(D80-D89)**

Includes: defects in the complement system
immunodeficiency disorders, except human immunodeficiency virus [HIV] disease
sarcoidosis

Excludes: autoimmune disease (systemic) NOS (M35.9)
functional disorders of polymorphonuclear neutrophils (D71)
human immunodeficiency virus [HIV] disease (B20-B24)
human immunodeficiency virus [HIV] disease complicating pregnancy, childbirth and the puerperium (O98.7)

D80 Immunodeficiency with predominantly antibody defects

D80.0 Hereditary hypogammaglobulinaemia
Autosomal recessive agammaglobulinaemia (Swiss type)
X-linked agammaglobulinaemia [Bruton] (with growth hormone deficiency)

D80.1 Nonfamilial hypogammaglobulinaemia
Agammaglobulinaemia with immunoglobulin-bearing B-lymphocytes
Common variable agammaglobulinaemia [CVAgamma]
Hypogammaglobulinaemia NOS

DISEASES OF THE BLOOD AND BLOOD-FORMING ORGANS

- D80.2** **Selective deficiency of immunoglobulin A [IgA]**
- D80.3** **Selective deficiency of immunoglobulin G [IgG] subclasses**
- D80.4** **Selective deficiency of immunoglobulin M [IgM]**
- D80.5** **Immunodeficiency with increased immunoglobulin M [IgM]**
- D80.6** **Antibody deficiency with near-normal immunoglobulins or with hyperimmunoglobulinaemia**
- D80.7** **Transient hypogammaglobulinaemia of infancy**
- D80.8** **Other immunodeficiencies with predominantly antibody defects**
Kappa light chain deficiency
- D80.9** **Immunodeficiency with predominantly antibody defects, unspecified**
- D81** **Combined immunodeficiencies**
Excludes: autosomal recessive agammaglobulinaemia (Swiss type) (D80.0)
- D81.0** **Severe combined immunodeficiency [SCID] with reticular dysgenesis**
- D81.1** **Severe combined immunodeficiency [SCID] with low T- and B-cell numbers**
- D81.2** **Severe combined immunodeficiency [SCID] with low or normal B-cell numbers**
- D81.3** **Adenosine deaminase [ADA] deficiency**
- D81.4** **Nezelof's syndrome**
- D81.5** **Purine nucleoside phosphorylase [PNP] deficiency**
- D81.6** **Major histocompatibility complex class I deficiency**
Bare lymphocyte syndrome
- D81.7** **Major histocompatibility complex class II deficiency**

INTERNATIONAL CLASSIFICATION OF DISEASES

- D81.8** **Other combined immunodeficiencies**
Biotin-dependent carboxylase deficiency
- D81.9** **Combined immunodeficiency, unspecified**
Severe combined immunodeficiency disorder [SCID] NOS
- D82** **Immunodeficiency associated with other major defects**
Excludes: ataxia telangiectasia [Louis-Bar] (G11.3)
- D82.0** **Wiskott-Aldrich syndrome**
Immunodeficiency with thrombocytopenia and eczema
- D82.1** **Di George's syndrome**
Pharyngeal pouch syndrome
Thymic:
- alymphoplasia
 - aplasia or hypoplasia with immunodeficiency
- D82.2** **Immunodeficiency with short-limbed stature**
- D82.3** **Immunodeficiency following hereditary defective response to Epstein-Barr virus**
X-linked lymphoproliferative disease
- D82.4** **Hyperimmunoglobulin E [IgE] syndrome**
- D82.8** **Immunodeficiency associated with other specified major defects**
- D82.9** **Immunodeficiency associated with major defect, unspecified**
- D83** **Common variable immunodeficiency**
- D83.0** **Common variable immunodeficiency with predominant abnormalities of B-cell numbers and function**
- D83.1** **Common variable immunodeficiency with predominant immunoregulatory T-cell disorders**
- D83.2** **Common variable immunodeficiency with autoantibodies to B- or T-cells**

DISEASES OF THE BLOOD AND BLOOD-FORMING ORGANS

- D83.8** **Other common variable immunodeficiencies**
- D83.9** **Common variable immunodeficiency, unspecified**
- D84** **Other immunodeficiencies**
- D84.0** **Lymphocyte function antigen-1 [LFA-1] defect**
- D84.1** **Defects in the complement system**
C1 esterase inhibitor [C1-INH] deficiency
- D84.8** **Other specified immunodeficiencies**
- D84.9** **Immunodeficiency, unspecified**
- D86** **Sarcoidosis**
- D86.0** **Sarcoidosis of lung**
- D86.1** **Sarcoidosis of lymph nodes**
- D86.2** **Sarcoidosis of lung with sarcoidosis of lymph nodes**
- D86.3** **Sarcoidosis of skin**
- D86.8** **Sarcoidosis of other and combined sites**
Iridocyclitis in sarcoidosis† (H22.1*)
Multiple cranial nerve palsies in sarcoidosis† (G53.2*)
Sarcoid:
• arthropathy† (M14.8*)
• myocarditis† (I41.8*)
• myositis† (M63.3*)
Uveoparotid fever [Heerfordt]
- D86.9** **Sarcoidosis, unspecified**

- D89** **Other disorders involving the immune mechanism, not elsewhere classified**
Excludes: hyperglobulinaemia NOS (R77.1)
 monoclonal gammopathy (D47.2)
 transplant failure and rejection (T86.-)
- D89.0** **Polyclonal hypergammaglobulinaemia**
Benign hypergammaglobulinaemic purpura
Polyclonal gammopathy NOS
- D89.1** **Cryoglobulinaemia**
Cryoglobulinaemia:
• essential
• idiopathic
• mixed
• primary
• secondary
Cryoglobulinaemic:
• purpura
• vasculitis
- D89.2** **Hypergammaglobulinaemia, unspecified**
- D89.3** **Immune reconstitution syndrome**
Use additional external cause code (Chapter XX), if desired, to identify drug.
- D89.8** **Other specified disorders involving the immune mechanism, not elsewhere classified**
- D89.9** **Disorder involving the immune mechanism, unspecified**
Immune disease NOS

CHAPTER IV

Endocrine, nutritional and metabolic diseases (E00-E90)

Note: All neoplasms, whether functionally active or not, are classified in Chapter II. Appropriate codes in this chapter (i.e. E05.8, E07.0, E16-E31, E34.-) may be used, if desired, as additional codes to indicate either functional activity by neoplasms and ectopic endocrine tissue or hyperfunction and hypofunction of endocrine glands associated with neoplasms and other conditions classified elsewhere.

Excludes: complications of pregnancy, childbirth and the puerperium (O00-O99)
symptoms, signs and abnormal clinical and laboratory findings, not elsewhere classified (R00-R99)
transitory endocrine and metabolic disorders specific to fetus and newborn (P70-P74)

This chapter contains the following blocks:

E00-E07	Disorders of thyroid gland
E10-E14	Diabetes mellitus
E15-E16	Other disorders of glucose regulation and pancreatic internal secretion
E20-E35	Disorders of other endocrine glands
E40-E46	Malnutrition
E50-E64	Other nutritional deficiencies
E65-E68	Obesity and other hyperalimentation
E70-E90	Metabolic disorders

Asterisk categories for this chapter are provided as follows:

E35*	Disorders of endocrine glands in diseases classified elsewhere
E90*	Nutritional and metabolic disorders in diseases classified elsewhere

**Disorders of thyroid gland
(E00-E07)**

E00

Congenital iodine-deficiency syndrome

Includes: endemic conditions associated with environmental iodine deficiency either directly or as a consequence of maternal iodine deficiency. Some of the conditions have no current hypothyroidism but are the consequence of inadequate thyroid hormone secretion in the developing fetus. Environmental goitrogens may be associated.

Use additional code (F70-F79), if desired, to identify associated mental retardation.

Excludes: subclinical iodine-deficiency hypothyroidism (E02)

E00.0

Congenital iodine-deficiency syndrome, neurological type

Endemic cretinism, neurological type

E00.1

Congenital iodine-deficiency syndrome, myxoedematous type

Endemic cretinism:

- hypothyroid
- myxoedematous type

E00.2

Congenital iodine-deficiency syndrome, mixed type

Endemic cretinism, mixed type

E00.9

Congenital iodine-deficiency syndrome, unspecified

Congenital iodine-deficiency hypothyroidism NOS

Endemic cretinism NOS

E01

Iodine-deficiency-related thyroid disorders and allied conditions

Excludes: congenital iodine-deficiency syndrome (E00.-)
subclinical iodine-deficiency hypothyroidism (E02)

E01.0

Iodine-deficiency-related diffuse (endemic) goitre

E01.1

Iodine-deficiency-related multinodular (endemic) goitre

Iodine-deficiency-related nodular goitre

- E01.2** **Iodine-deficiency-related (endemic) goitre, unspecified**
Endemic goitre NOS
- E01.8** **Other iodine-deficiency-related thyroid disorders and allied conditions**
Acquired iodine-deficiency hypothyroidism NOS
- E02** **Subclinical iodine-deficiency hypothyroidism**
- E03** **Other hypothyroidism**
Excludes: iodine-deficiency-related hypothyroidism (E00-E02)
postprocedural hypothyroidism (E89.0)
- E03.0** **Congenital hypothyroidism with diffuse goitre**
Goitre (nontoxic) congenital:
• NOS
• parenchymatous

Excludes: transitory congenital goitre with normal function (P72.0)
- E03.1** **Congenital hypothyroidism without goitre**
Aplasia of thyroid (with myxoedema)
Congenital:
• atrophy of thyroid
• hypothyroidism NOS
- E03.2** **Hypothyroidism due to medicaments and other exogenous substances**
Use additional external cause code (Chapter XX), if desired, to identify cause.
- E03.3** **Postinfectious hypothyroidism**
- E03.4** **Atrophy of thyroid (acquired)**
Excludes: congenital atrophy of thyroid (E03.1)
- E03.5** **Myxoedema coma**

E03.8 **Other specified hypothyroidism**

E03.9 **Hypothyroidism, unspecified**
Myxoedema NOS

E03.90 **Advanced hypothyroidism**
Grave hypothyroidism
Severe hypothyroidism

E04

Other nontoxic goitre

Excludes: congenital goitre:

- NOS
- diffuse
- parenchymatous

} (E03.0)

iodine-deficiency-related goitre (E00-E02)

E04.0 **Nontoxic diffuse goitre**

Goitre, nontoxic:

- diffuse (colloid)
- simple

E04.1 **Nontoxic single thyroid nodule**

Colloid nodule (cystic)(thyroid)

Nontoxic uninodular goitre

Thyroid (cystic) nodule NOS

E04.2 **Nontoxic multinodular goitre**

Cystic goitre NOS

Multinodular (cystic) goitre NOS

E04.8 **Other specified nontoxic goitre**

E04.9 **Nontoxic goitre, unspecified**

Goitre NOS

Nodular goitre (nontoxic) NOS

E05

Thyrotoxicosis [hyperthyroidism]

Excludes: chronic thyroiditis with transient thyrotoxicosis (E06.2)
neonatal thyrotoxicosis (P72.1)

E05.0

Thyrotoxicosis with diffuse goitre

Exophthalmic or toxic goitre NOS
Graves' disease
Toxic diffuse goitre

E05.1

Thyrotoxicosis with toxic single thyroid nodule

Thyrotoxicosis with toxic uninodular goitre

E05.2

Thyrotoxicosis with toxic multinodular goitre

Toxic nodular goitre NOS

E05.3

Thyrotoxicosis from ectopic thyroid tissue

E05.4

Thyrotoxicosis factitia

E05.5

Thyroid crisis or storm

E05.8

Other thyrotoxicosis

Overproduction of thyroid-stimulating hormone

Use additional external cause code (Chapter XX), if desired, to identify cause.

E05.9

Thyrotoxicosis, unspecified

Hyperthyroidism NOS
Thyrotoxic heart disease† (I43.8*)

E06

Thyroiditis

Excludes: postpartum thyroiditis (O90.5)

E06.0

Acute thyroiditis

Abscess of thyroid
Thyroiditis:
• pyogenic
• suppurative

Use additional code (B95-B97), if desired, to identify infectious agent.

E06.1 Subacute thyroiditis

Thyroiditis:

- de Quervain
- giant-cell
- granulomatous
- nonsuppurative

Excludes: autoimmune thyroiditis (E06.3)

E06.2 Chronic thyroiditis with transient thyrotoxicosis

Excludes: autoimmune thyroiditis (E06.3)

E06.3 Autoimmune thyroiditis

Hashimoto's thyroiditis
Hashitoxicosis (transient)
Lymphadenoid goitre
Lymphocytic thyroiditis
Struma lymphomatosa

E06.4 Drug-induced thyroiditis

Use additional external cause code (Chapter XX), if desired, to identify drug.

E06.5 Other chronic thyroiditis

Thyroiditis:

- chronic:
 - NOS
 - fibrous
- ligneous
- Riedel

E06.9 Thyroiditis, unspecified

E07

Other disorders of thyroid

E07.0 Hypersecretion of calcitonin

C-cell hyperplasia of thyroid
Hypersecretion of thyrocalcitonin

E07.1 Dyshormogenetic goitre
Familial dyshormogenetic goitre
Pendred's syndrome

Excludes: transitory congenital goitre with normal function (P72.0)

E07.8 Other specified disorders of thyroid
Abnormality of thyroid-binding globulin
Haemorrhage } of thyroid
Infarction }
Sick-euthyroid syndrome

E07.9 Disorder of thyroid, unspecified

**Diabetes mellitus
(E10-E14)**

Use additional external cause code (Chapter XX), if desired, to identify drug, if drug-induced.

The following fourth-character subdivisions are for use with categories E10-E14:

- .0 With coma**
Diabetic:
 - coma with or without ketoacidosis
 - hyperosmolar coma
 - hypoglycaemic comaHyperglycaemic coma NOS

- .1 With ketoacidosis**
Diabetic:
 - acididosis } without mention of coma
 - ketoacidosis }

- .2† With renal complications**
Diabetic nephropathy (N08.3*)
Intracapillary glomerulonephrosis (N08.3*)
Kimmelstiel-Wilson syndrome (N08.3*)

INTERNATIONAL CLASSIFICATION OF DISEASES

.3† With ophthalmic complications

Diabetic:

- cataract (H28.0*)
- retinopathy (H36.0*)

.4† With neurological complications

Diabetic:

- amyotrophy (G73.0*)
- autonomic neuropathy (G99.0*)
- mononeuropathy (G59.0*)
- polyneuropathy (G63.2*)
 - autonomic (G99.0*)

.5 With peripheral circulatory complications

Diabetic:

- gangrene
- peripheral angiopathy† (I79.2*)
- ulcer

.6 With other specified complications

Diabetic arthropathy† (M14.2*)

- neuropathic† (M14.6*)

.7 With multiple complications

.8 With unspecified complications

.9 Without complications

E10

Insulin-dependent diabetes mellitus

[Pages IV-7—IV-8 for subdivisions]

Includes: diabetes (mellitus):

- brittle
- juvenile-onset
- ketosis-prone
- type I

Excludes: diabetes mellitus (in):

- malnutrition-related (E12.-)
 - neonatal (P70.2)
 - pregnancy, childbirth and the puerperium (O24.-)
- glycosuria:
- NOS (R81)
 - renal (E74.8)
- impaired glucose tolerance (R73.0)
postsurgical hypoinsulinaemia (E89.1)

E11

Non-insulin-dependent diabetes mellitus

[See pages IV-7—IV-8 for subdivisions]

Includes: diabetes (mellitus)(nonobese)(obese):

- adult-onset
 - maturity-onset
 - nonketotic
 - stable
 - type II
- non-insulin-dependent diabetes of the young

Excludes: diabetes mellitus (in):

- malnutrition-related (E12.-)
 - neonatal (P70.2)
 - pregnancy, childbirth and the puerperium (O24.-)
- glycosuria:
- NOS (R81)
 - renal (E74.8)
- impaired glucose tolerance (R73.0)
postsurgical hypoinsulinaemia (E89.1)

E12

Malnutrition-related diabetes mellitus

[See pages IV-7—IV-8 for subdivisions]

Includes: malnutrition-related diabetes mellitus:

- insulin-dependent
- non-insulin-dependent

Excludes: diabetes mellitus in pregnancy, childbirth and the puerperium (O24.-)

glycosuria:

- NOS (R81)
- renal (E74.8)

impaired glucose tolerance (R73.0)

neonatal diabetes mellitus (P70.2)

postsurgical hypoinsulinaemia (E89.1)

E13

Other specified diabetes mellitus

[See pages IV-7—IV-8 for subdivisions]

Excludes: diabetes mellitus (in):

- insulin-dependent (E10.-)
- malnutrition-related (E12.-)
- neonatal (P70.2)
- non-insulin-dependent (E11.-)
- pregnancy, childbirth and the puerperium (O24.-)

glycosuria:

- NOS (R81)
- renal (E74.8)

impaired glucose tolerance (R73.0)

postsurgical hypoinsulinaemia (E89.1)

E14

Unspecified diabetes mellitus

[See pages IV-7—IV-8 for subdivisions]

Includes: diabetes NOS

Excludes: diabetes mellitus (in):

- insulin-dependent (E10.-)
- malnutrition-related (E12.-)
- neonatal (P70.2)
- non-insulin-dependent (E11.-)
- pregnancy, childbirth and the puerperium (O24.-)

glycosuria:

- NOS (R81)
- renal (E74.8)

impaired glucose tolerance (R73.0)

postsurgical hypoinsulinaemia (E89.1)

**Other disorders of glucose regulation and pancreatic internal secretion
(E15-E16)**

E15

Nondiabetic hypoglycaemic coma

Drug-induced insulin coma in nondiabetic

Hyperinsulinism with hypoglycaemic coma

Hypoglycaemic coma NOS

Use additional external cause code (Chapter XX), if desired, to identify drug, if drug-induced.

- E16** **Other disorders of pancreatic internal secretion**
- E16.0** **Drug-induced hypoglycaemia without coma**
Use additional external cause code (Chapter XX), if desired, to identify drug.
- E16.1** **Other hypoglycaemia**
Functional nonhyperinsulinaemic hypoglycaemia
Hyperinsulinism:
• NOS
• functional
Hyperplasia of pancreatic islet beta cells NOS
Posthypoglycaemic coma encephalopathy
- E16.2** **Hypoglycaemia, unspecified**
- E16.3** **Increased secretion of glucagon**
Hyperplasia of pancreatic endocrine cells with glucagon excess
- E16.4** **Abnormal secretion of gastrin**
Hypergastrinaemia
Zollinger-Ellison syndrome
- E16.8** **Other specified disorders of pancreatic internal secretion**
Increased secretion from endocrine pancreas of:
• growth hormone-releasing hormone
• pancreatic polypeptide
• somatostatin
• vasoactive-intestinal polypeptide
- E16.9** **Disorder of pancreatic internal secretion, unspecified**
Islet-cell hyperplasia NOS
Pancreatic endocrine cell hyperplasia NOS

**Disorders of other endocrine glands
(E20-E35)**

Excludes: galactorrhoea (N64.3)
gynaecomastia (N62)

E20

Hypoparathyroidism

Excludes: Di George's syndrome (D82.1)
postprocedural hypoparathyroidism (E89.2)
tetany NOS (R29.0)
transitory neonatal hypoparathyroidism (P71.4)

E20.0 Idiopathic hypoparathyroidism

E20.1 Pseudohypoparathyroidism

E20.8 Other hypoparathyroidism

E20.9 Hypoparathyroidism, unspecified
Parathyroid tetany

E21

Hyperparathyroidism and other disorders of parathyroid gland

Excludes: osteomalacia:
• adult (M83.-)
• infantile and juvenile (E55.0)

E21.0 Primary hyperparathyroidism
Hyperplasia of parathyroid
Osteitis fibrosa cystica generalisata [von Recklinghausen's disease of bone]

E21.1 Secondary hyperparathyroidism, not elsewhere classified
Excludes: secondary hyperparathyroidism of renal origin (N25.8)

E21.2 Other hyperparathyroidism
Excludes: familial hypocalciuric hypercalcaemia (E83.5)

E21.3 Hyperparathyroidism, unspecified

E21.4 Other specified disorders of parathyroid gland

E21.5 Disorder of parathyroid gland, unspecified

E22

Hyperfunction of pituitary gland

Excludes: Cushing's syndrome (E24.-)

Nelson's syndrome (E24.1)

overproduction of:

- ACTH not associated with Cushing's disease (E27.0)
- pituitary ACTH (E24.0)
- thyroid-stimulating hormone (E05.8)

E22.0

Acromegaly and pituitary gigantism

Arthropathy associated with acromegaly† (M14.5*)

Overproduction of growth hormone

Excludes: constitutional:

- gigantism (E34.4)

- tall stature (E34.4)

increased secretion from endocrine pancreas of growth hormone-releasing hormone (E16.8)

E22.1

Hyperprolactinaemia

Use additional external cause code (Chapter XX), if desired, to identify drug, if drug-induced.

E22.2

Syndrome of inappropriate secretion of antidiuretic hormone

E22.8

Other hyperfunction of pituitary gland

Central precocious puberty

E22.9

Hyperfunction of pituitary gland, unspecified

E23

Hypofunction and other disorders of pituitary gland

Includes: the listed conditions whether the disorder is in the pituitary or the hypothalamus

Excludes: postprocedural hypopituitarism (E89.3)

- E23.0 Hypopituitarism**
Fertile eunuch syndrome
Hypogonadotropic hypogonadism
Idiopathic growth hormone deficiency
Isolated deficiency of:
- gonadotropin
 - growth hormone
 - pituitary hormone
- Kallmann's syndrome
Lorain-Levi short stature
Necrosis of pituitary gland (postpartum)
Panhypopituitarism
Pituitary:
- cachexia
 - insufficiency NOS
 - short stature
- Sheehan's syndrome
Simmonds' disease
- E23.1 Drug-induced hypopituitarism**
Use additional external cause code (Chapter XX), if desired, to identify drug.
- E23.2 Diabetes insipidus**
Excludes: nephrogenic diabetes insipidus (N25.1)
- E23.3 Hypothalamic dysfunction, not elsewhere classified**
Excludes: Prader-Willi syndrome (Q87.1)
Russell-Silver syndrome (Q87.1)
- E23.6 Other disorders of pituitary gland**
Abscess of pituitary
Adiposogenital dystrophy
- E23.7 Disorder of pituitary gland, unspecified**

E24

Cushing's syndrome

E24.0

Pituitary-dependent Cushing's disease

Overproduction of pituitary ACTH

Pituitary-dependent hyperadrenocorticism

E24.1

Nelson's syndrome

E24.2

Drug-induced Cushing's syndrome

Use additional external cause code (Chapter XX), if desired, to identify drug.

E24.3

Ectopic ACTH syndrome

E24.4

Alcohol-induced pseudo-Cushing's syndrome

E24.8

Other Cushing's syndrome

E24.9

Cushing's syndrome, unspecified

E25

Adrenogenital disorders

Includes: adrenogenital syndromes, virilizing or feminizing, whether acquired or due to adrenal hyperplasia consequent on inborn enzyme defects in hormone synthesis

female:

- adrenal pseudohermaphroditism
- heterosexual precocious pseudopuberty

male:

- isosexual precocious pseudopuberty
 - macrogenitosomia praecox
 - sexual precocity with adrenal hyperplasia
- virilization (female)

E25.0

Congenital adrenogenital disorders associated with enzyme deficiency

Congenital adrenal hyperplasia

21-Hydroxylase deficiency

Salt-losing congenital adrenal hyperplasia

- E25.8** **Other adrenogenital disorders**
Idiopathic adrenogenital disorder
- Use additional external cause code (Chapter XX), if desired, to identify drug, if drug-induced.
- E25.9** **Adrenogenital disorder, unspecified**
Adrenogenital syndrome NOS
- E26** **Hyperaldosteronism**
- E26.0** **Primary hyperaldosteronism**
Conn's syndrome
Primary aldosteronism due to adrenal hyperplasia (bilateral)
- E26.1** **Secondary hyperaldosteronism**
- E26.8** **Other hyperaldosteronism**
Bartter's syndrome
- E26.9** **Hyperaldosteronism, unspecified**
- E27** **Other disorders of adrenal gland**
- E27.0** **Other adrenocortical overactivity**
Overproduction of ACTH, not associated with Cushing's disease
Premature adrenarche
- Excludes:* Cushing's syndrome (E24.-)
- E27.1** **Primary adrenocortical insufficiency**
Addison's disease
Autoimmune adrenalitis
- Excludes:* amyloidosis (E85.-)
tuberculous Addison's disease (A18.7)
Waterhouse-Friderichsen syndrome (A39.1)

INTERNATIONAL CLASSIFICATION OF DISEASES

- E27.2 Addisonian crisis**
Adrenal crisis
Adrenocortical crisis
- E27.3 Drug-induced adrenocortical insufficiency**
Use additional external cause code (Chapter XX), if desired, to identify drug.
- E27.4 Other and unspecified adrenocortical insufficiency**
Adrenal:
• haemorrhage
• infarction
Adrenocortical insufficiency NOS
Hypoaldosteronism

Excludes: adrenoleukodystrophy [Addison-Schilder] (E71.3)
Waterhouse-Friderichsen syndrome (A39.1)
- E27.5 Adrenomedullary hyperfunction**
Adrenomedullary hyperplasia
Catecholamine hypersecretion
- E27.8 Other specified disorders of adrenal gland**
Abnormality of cortisol-binding globulin
- E27.9 Disorder of adrenal gland, unspecified**
- E28 Ovarian dysfunction**
Excludes: isolated gonadotropin deficiency (E23.0)
postprocedural ovarian failure (E89.4)
- E28.0 Estrogen excess**
Use additional external cause code (Chapter XX), if desired, to identify drug, if drug-induced.
- E28.1 Androgen excess**
Hypersecretion of ovarian androgens

Use additional external cause code (Chapter XX), if desired, to identify drug, if drug-induced.

E28.2 Polycystic ovarian syndrome
Sclerocystic ovary syndrome
Stein-Leventhal syndrome

E28.3 Primary ovarian failure
Decreased estrogen
Premature menopause NOS
Resistant ovary syndrome

Excludes: menopausal and female climacteric states (N95.1)
pure gonadal dysgenesis (Q99.1)
Turner's syndrome (Q96.-)

E28.8 Other ovarian dysfunction
Ovarian hyperfunction NOS

E28.9 Ovarian dysfunction, unspecified

E29

Testicular dysfunction

Excludes: androgen resistance syndrome (E34.5)
azoospermia or oligospermia NOS (N46)
isolated gonadotropin deficiency (E23.0)
Klinefelter's syndrome (Q98.0-Q98.2, Q98.4)
postprocedural testicular hypofunction (E89.5)
testicular feminization (syndrome) (E34.5)

E29.0 Testicular hyperfunction
Hypersecretion of testicular hormones

E29.1 Testicular hypofunction
Defective biosynthesis of testicular androgen NOS
5- α -Reductase deficiency (with male pseudohermaphroditism)
Testicular hypogonadism NOS

Use additional external cause code (Chapter XX), if desired, to identify drug, if drug-induced.

E29.8 Other testicular dysfunction

E29.9 Testicular dysfunction, unspecified

E30

Disorders of puberty, not elsewhere classified

E30.0

Delayed puberty

Constitutional delay of puberty
Delayed sexual development

E30.1

Precocious puberty

Precocious menstruation

Excludes: Albright(-McCune)(-Sternberg) syndrome (Q78.1)
central precocious puberty (E22.8)
congenital adrenal hyperplasia (E25.0)
female heterosexual precocious pseudopuberty (E25.-)
male isosexual precocious pseudopuberty (E25.-)

E30.8

Other disorders of puberty

Premature thelarche

E30.9

Disorder of puberty, unspecified

E31

Polyglandular dysfunction

Excludes: ataxia telangiectasia [Louis-Bar] (G11.3)
dystrophia myotonica [Steinert] (G71.1)
pseudohypoparathyroidism (E20.1)

E31.0

Autoimmune polyglandular failure

Schmidt's syndrome

E31.1

Polyglandular hyperfunction

Excludes: multiple endocrine adenomatosis (D44.8)

E31.8

Other polyglandular dysfunction

E31.9

Polyglandular dysfunction, unspecified

E32

Diseases of thymus

Excludes: aplasia or hypoplasia with immunodeficiency (D82.1)
myasthenia gravis (G70.0)

E32.0

Persistent hyperplasia of thymus

Hypertrophy of thymus

E32.1 Abscess of thymus

E32.8 Other diseases of thymus

E32.9 Disease of thymus, unspecified

E34

Other endocrine disorders

Excludes: pseudohypoparathyroidism (E20.1)

E34.0 Carcinoid syndrome

Note: May be used as an additional code, if desired, to identify functional activity associated with a carcinoid tumour.

E34.1 Other hypersecretion of intestinal hormones

E34.2 Ectopic hormone secretion, not elsewhere classified

E34.3 Short stature, not elsewhere classified

Short stature:

- NOS
- constitutional
- Laron-type
- psychosocial

Excludes: progeria (E34.8)

Russell-Silver syndrome (Q87.1)

short-limbed stature with immunodeficiency (D82.2)

short stature:

- achondroplastic (Q77.4)
- hypochondroplastic (Q77.4)
- in specific dysmorphic syndromes - code to syndrome - see Alphabetical Index
- nutritional (E45)
- pituitary (E23.0)
- renal (N25.0)

INTERNATIONAL CLASSIFICATION OF DISEASES

E34.4 **Constitutional tall stature**
Constitutional gigantism

E34.5 **Androgen resistance syndrome**
Male pseudohermaphroditism with androgen resistance
Peripheral hormonal receptor disorder
Reifenstein's syndrome
Testicular feminization (syndrome)

E34.8 **Other specified endocrine disorders**
Pineal gland dysfunction
Progeria

E34.9 **Endocrine disorder, unspecified**
Disturbance:
• endocrine NOS
• hormone NOS

E35*

Disorders of endocrine glands in diseases classified elsewhere

E35.0* **Disorders of thyroid gland in diseases classified elsewhere**
Tuberculosis of thyroid gland (A18.8†)

E35.1* **Disorders of adrenal glands in diseases classified elsewhere**
Tuberculous Addison's disease (A18.7†)
Waterhouse-Friderichsen syndrome (meningococcal) (A39.1†)

E35.8* **Disorders of other endocrine glands in diseases classified elsewhere**

**Malnutrition
(E40-E46)**

Note: The degree of malnutrition is usually measured in terms of weight, expressed in standard deviations from the mean of the relevant reference population. When one or more previous measurements are available, lack of weight gain in children, or evidence of weight loss in children or adults, is usually indicative of malnutrition. When only one measurement is available, the diagnosis is based on probabilities and is not definitive without other clinical or laboratory tests. In the exceptional circumstances that no measurement of weight is available, reliance should be placed on clinical evidence.

If an observed weight is below the mean value of the reference population, there is a high probability of severe malnutrition if there is an observed value situated 3 or more standard deviations below the mean value of the reference population; a high probability of moderate malnutrition for an observed value located between 2 and less than 3 standard deviations below this mean; and a high probability of mild malnutrition for an observed value located between 1 and less than 2 standard deviations below this mean.

Excludes: intestinal malabsorption (K90.-)
nutritional anaemias (D50-D53)
sequelae of protein-energy malnutrition (E64.0)
slim disease (B22.2)
starvation (T73.0)

E40

Kwashiorkor

Severe malnutrition with nutritional oedema with dyspigmentation of skin and hair.

Excludes: marasmic kwashiorkor (E42)

E41

Nutritional marasmus

Severe malnutrition with marasmus

Excludes: marasmic kwashiorkor (E42)

E42

Marasmic kwashiorkor

Severe protein-energy malnutrition [as in E43]:

- intermediate form
- with signs of both kwashiorkor and marasmus

E43

Unspecified severe protein-energy malnutrition

Severe loss of weight [wasting] in children or adults, or lack of weight gain in children leading to an observed weight that is at least 3 standard deviations below the mean value for the reference population (or a similar loss expressed through other statistical approaches). When only one measurement is available, there is a high probability of severe wasting when the observed weight is 3 or more standard deviations below the mean of the reference population.

Starvation oedema

E44

Protein-energy malnutrition of moderate and mild degree

E44.0

Moderate protein-energy malnutrition

Weight loss in children or adults, or lack of weight gain in children leading to an observed weight that is 2 or more but less than 3 standard deviations below the mean value for the reference population (or a similar loss expressed through other statistical approaches). When only one measurement is available, there is a high probability of moderate protein-energy malnutrition when the observed weight is 2 or more but less than 3 standard deviations below the mean of the reference population.

E44.1

Mild protein-energy malnutrition

Weight loss in children or adults, or lack of weight gain in children leading to an observed weight that is 1 or more but less than 2 standard deviations below the mean value for the reference population (or a similar loss expressed through other statistical approaches). When only one measurement is available, there is a high probability of mild protein-energy malnutrition when the observed weight is 1 or more but less than 2 standard deviations below the mean of the reference population.

E45

Retarded development following protein-energy malnutrition

Nutritional:

- short stature
- stunting

Physical retardation due to malnutrition

E46 **Unspecified protein-energy malnutrition**
Malnutrition NOS
Protein-energy imbalance NOS

**Other nutritional deficiencies
(E50-E64)**

Excludes: nutritional anaemias (D50-D53)

E50 **Vitamin A deficiency**
Excludes: sequelae of vitamin A deficiency (E64.1)

E50.0 **Vitamin A deficiency with conjunctival xerosis**

E50.1 **Vitamin A deficiency with Bitot's spot and conjunctival xerosis**
Bitot's spot in the young child

E50.2 **Vitamin A deficiency with corneal xerosis**

E50.3 **Vitamin A deficiency with corneal ulceration and xerosis**

E50.4 **Vitamin A deficiency with keratomalacia**

E50.5 **Vitamin A deficiency with night blindness**

E50.6 **Vitamin A deficiency with xerophthalmic scars of cornea**

E50.7 **Other ocular manifestations of vitamin A deficiency**
Xerophthalmia NOS

E50.8 **Other manifestations of vitamin A deficiency**
Follicular keratosis } due to vitamin A
Xeroderma } deficiency† (L86.*)

E50.9 **Vitamin A deficiency, unspecified**
Hypovitaminosis A NOS

INTERNATIONAL CLASSIFICATION OF DISEASES

E51

Thiamine deficiency

Excludes: sequelae of thiamine deficiency (E64.8)

E51.1

Beriberi

Beriberi:

- dry
- wet† (I98.8*)

E51.2

Wernicke's encephalopathy

E51.8

Other manifestations of thiamine deficiency

E51.9

Thiamine deficiency, unspecified

E52

Niacin deficiency [pellagra]

Deficiency:

- niacin(-tryptophan)
- nicotinamide

Pellagra (alcoholic)

Excludes: sequelae of niacin deficiency (E64.8)

E53

Deficiency of other B group vitamins

Excludes: sequelae of vitamin B deficiency (E64.8)
vitamin B₁₂ deficiency anaemia (D51.-)

E53.0

Riboflavin deficiency

Ariboflavinosis

E53.1

Pyridoxine deficiency

Vitamin B₆ deficiency

Excludes: pyridoxine-responsive sideroblastic anaemia (D64.3)

E53.8 Deficiency of other specified B group vitamins

Deficiency:

- biotin
- cyanocobalamin
- folate
- folic acid
- pantothenic acid
- vitamin B₁₂

E53.9 Vitamin B deficiency, unspecified

E54

Ascorbic acid deficiency

Deficiency of vitamin C

Scurvy

Excludes: scorbutic anaemia (D53.2)
sequelae of vitamin C deficiency (E64.2)

E55

Vitamin D deficiency

Excludes: adult osteomalacia (M83.-)
osteoporosis (M80-M81)
sequelae of rickets (E64.3)

E55.0 Rickets, active

Osteomalacia:

- infantile
- juvenile

Excludes: rickets:

- coeliac (K90.0)
- Crohn's (K50.-)
- inactive (E64.3)
- renal (N25.0)
- vitamin-D-resistant (E83.3)

E55.9 Vitamin D deficiency, unspecified

Avitaminosis D

E56

Other vitamin deficiencies

Excludes: sequelae of other vitamin deficiencies (E64.8)

INTERNATIONAL CLASSIFICATION OF DISEASES

E56.0 **Deficiency of vitamin E**

E56.1 **Deficiency of vitamin K**

Excludes: deficiency of coagulation factor due to vitamin K deficiency (D68.4)
vitamin K deficiency of newborn (P53)

E56.8 **Deficiency of other vitamins**

E56.9 **Vitamin deficiency, unspecified**

E58 **Dietary calcium deficiency**

Excludes: disorder of calcium metabolism (E83.5)
sequelae of calcium deficiency (E64.8)

E59 **Dietary selenium deficiency**

Keshan disease

Excludes: sequelae of selenium deficiency (E64.8)

E60 **Dietary zinc deficiency**

E61 **Deficiency of other nutrient elements**

Use additional external cause code (Chapter XX), if desired, to identify drug, if drug-induced.

Excludes: disorders of mineral metabolism (E83.-)
iodine-deficiency-related thyroid disorders (E00-E02)
sequelae of malnutrition and other nutritional deficiencies (E64.-)

E61.0 **Copper deficiency**

E61.1 **Iron deficiency**

Excludes: iron deficiency anaemia (D50.-)

E61.2 **Magnesium deficiency**

E61.3 **Manganese deficiency**

E61.4 **Chromium deficiency**

E61.5 **Molybdenum deficiency**

- E61.6** **Vanadium deficiency**
- E61.7** **Deficiency of multiple nutrient elements**
- E61.8** **Deficiency of other specified nutrient elements**
- E61.9** **Deficiency of nutrient element, unspecified**

E63

Other nutritional deficiencies

Excludes: dehydration (E86)
failure to thrive (R62.8)
feeding problems in newborn (P92.-)
sequelae of malnutrition and other nutritional deficiencies (E64.-)

- E63.0** **Essential fatty acid [EFA] deficiency**
- E63.1** **Imbalance of constituents of food intake**
- E63.8** **Other specified nutritional deficiencies**
- E63.9** **Nutritional deficiency, unspecified**
Nutritional cardiomyopathy NOS† (I43.2*)

E64

Sequelae of malnutrition and other nutritional deficiencies

Note: Not to be used for chronic malnutrition or nutritional deficiency. Code these to current malnutrition or nutritional deficiency.

- E64.0** **Sequelae of protein-energy malnutrition**
Excludes: retarded development following protein-energy malnutrition (E45)
- E64.1** **Sequelae of vitamin A deficiency**
- E64.2** **Sequelae of vitamin C deficiency**
- E64.3** **Sequelae of rickets**
Use additional code (M40.1, M41.5) if desired, to identify spinal deformity.
- E64.8** **Sequelae of other nutritional deficiencies**
- E64.9** **Sequelae of unspecified nutritional deficiency**

**Obesity and other hyperalimentation
(E65-E68)**

- E65** **Localized adiposity**
Fat pad
- E66** **Obesity**
Excludes: adiposogenital dystrophy (E23.6)
lipomatosis:
• NOS (E88.2)
• dolorosa [Dercum] (E88.2)
Prader-Willi syndrome (Q87.1)
- E66.0** **Obesity due to excess calories**
- E66.1** **Drug-induced obesity**
Use additional external cause code (Chapter XX), if desired, to identify drug.
- E66.2** **Extreme obesity with alveolar hypoventilation**
Pickwickian syndrome
- E66.8** **Other obesity**
Morbid obesity
- E66.9** **Obesity, unspecified**
Simple obesity NOS
- E67** **Other hyperalimentation**
Excludes: hyperalimentation NOS (R63.2)
sequelae of hyperalimentation (E68)
- E67.0** **Hypervitaminosis A**
- E67.1** **Hypercarotenaemia**
- E67.2** **Megavitamin-B₆ syndrome**
- E67.3** **Hypervitaminosis D**

E67.8 Other specified hyperalimentation

E68 Sequelae of hyperalimentation

Note: Not to be used for chronic hyperalimentation. Code these to current hyperalimentation.

**Metabolic disorders
(E70-E90)**

Excludes: androgen resistance syndrome (E34.5)
congenital adrenal hyperplasia (E25.0)
Ehlers-Danlos syndrome (Q79.6)
haemolytic anaemias due to enzyme disorders (D55.-)
Marfan's syndrome (Q87.4)
5- α -reductase deficiency (E29.1)

E70 Disorders of aromatic amino-acid metabolism

E70.0 Classical phenylketonuria

E70.1 Other hyperphenylalaninaemias

E70.2 Disorders of tyrosine metabolism

Alkaptonuria
Hypertyrosinaemia
Ochronosis
Tyrosinaemia
Tyrosinosis

E70.3 Albinism

Albinism:

- ocular
- oculocutaneous

Syndrome:

- Chediak(-Steinbrinck)-Higashi
- Cross
- Hermansky-Pudlak

E70.8 Other disorders of aromatic amino-acid metabolism

Disorders of:

- histidine metabolism
- tryptophan metabolism

E70.9 Disorder of aromatic amino-acid metabolism, unspecified

E71

Disorders of branched-chain amino-acid metabolism and fatty-acid metabolism

E71.0 Maple-syrup-urine disease

E71.1 Other disorders of branched-chain amino-acid metabolism

Hyperleucine-isoleucinaemia

Hypervalinaemia

Isovaleric acidaemia

Methylmalonic acidaemia

Propionic acidaemia

E71.2 Disorder of branched-chain amino-acid metabolism, unspecified

E71.3 Disorders of fatty-acid metabolism

Adrenoleukodystrophy [Addison-Schilder]

Muscle carnitine palmitoyltransferase deficiency

Excludes: Schilder's disease (G37.0)

E72

Other disorders of amino-acid metabolism

Excludes: abnormal findings without manifest disease (R70-R89)

disorders of:

- aromatic amino-acid metabolism (E70.-)
 - branched-chain amino-acid metabolism (E71.0-E71.2)
 - fatty-acid metabolism (E71.3)
 - purine and pyrimidine metabolism (E79.-)
- gout (M10.-)

E72.0 Disorders of amino-acid transport

Cystine storage disease† (N29.8*)
Cystinosis
Cystinuria
Fanconi(-de Toni)(-Debré) syndrome
Hartnup's disease
Lowe's syndrome

Excludes: disorders of tryptophan metabolism (E70.8)

E72.1 Disorders of sulfur-bearing amino-acid metabolism

Cystathioninuria
Homocystinuria
Methioninaemia
Sulfite oxidase deficiency

Excludes: transcobalamin II deficiency (D51.2)

E72.2 Disorders of urea cycle metabolism

Argininaemia
Argininosuccinic aciduria
Citrullinaemia
Hyperammonaemia

Excludes: disorders of ornithine metabolism (E72.4)

E72.3 Disorders of lysine and hydroxylysine metabolism

Glutaric aciduria
Hydroxylysinaemia
Hyperlysinaemia

Excludes: Refsum's disease (G60.1)
Zellweger's syndrome (Q87.8)

INTERNATIONAL CLASSIFICATION OF DISEASES

- E72.4** **Disorders of ornithine metabolism**
Ornithinaemia (types I, II)
- E72.5** **Disorders of glycine metabolism**
Hyperhydroxyprolinaemia
Hyperprolinaemia (types I, II)
Non-ketotic hyperglycinaemia
Sarcosinaemia
- E72.8** **Other specified disorders of amino-acid metabolism**
Disorders of:
- β -amino-acid metabolism
 - γ -glutamyl cycle
- E72.9** **Disorder of amino-acid metabolism, unspecified**
- E73** **Lactose intolerance**
- E73.0** **Congenital lactase deficiency**
- E73.1** **Secondary lactase deficiency**
- E73.8** **Other lactose intolerance**
- E73.9** **Lactose intolerance, unspecified**
- E74** **Other disorders of carbohydrate metabolism**
Excludes: increased secretion of glucagon (E16.3)
diabetes mellitus (E10-E14)
hypoglycaemia NOS (E16.2)
mucopolysaccharidosis (E76.0-E76.3)

E74.0 Glycogen storage disease

Cardiac glycogenosis

Disease:

- Andersen
- Cori
- Forbes
- Hers
- McArdle
- Pompe
- Tarui
- Tauri
- von Gierke

Liver phosphorylase deficiency

E74.1 Disorders of fructose metabolism

Essential fructosuria

Fructose-1,6-diphosphatase deficiency

Hereditary fructose intolerance

E74.2 Disorders of galactose metabolism

Galactokinase deficiency

Galactosaemia

E74.3 Other disorders of intestinal carbohydrate absorption

Glucose-galactose malabsorption

Sucrase deficiency

Excludes: lactose intolerance (E73.-)

E74.4 Disorders of pyruvate metabolism and gluconeogenesis

Deficiency of:

- phosphoenolpyruvate carboxykinase
- pyruvate:
 - carboxylase
 - dehydrogenase

Excludes: with anaemia (D55.-)

INTERNATIONAL CLASSIFICATION OF DISEASES

E74.8 Other specified disorders of carbohydrate metabolism

Essential pentosuria
Oxalosis
Oxaluria
Renal glycosuria

E74.9 Disorder of carbohydrate metabolism, unspecified

E75

Disorders of sphingolipid metabolism and other lipid storage disorders

Excludes: mucopolipidosis, types I-III (E77.0-E77.1)
Refsum's disease (G60.1)

E75.0 GM₂ gangliosidosis

Disease:

- Sandhoff
- Tay-Sachs

GM₂ gangliosidosis:

- NOS
- adult
- juvenile

E75.1 Other gangliosidosis

Gangliosidosis:

- NOS
- GM₁
- GM₃

Mucopolipidosis IV

E75.2 Other sphingolipidosis

Disease:

- Fabry(-Anderson)
- Gaucher
- Krabbe
- Niemann-Pick

Faber's syndrome

Metachromatic leukodystrophy

Sulfatase deficiency

Excludes: adrenoleukodystrophy [Addison-Schilder] (E71.3)

E75.3 Sphingolipidosis, unspecified

E75.4 Neuronal ceroid lipofuscinosis

Disease:

- Batten
- Bielschowsky-Jansky
- Kufs
- Spielmeier-Vogt

E75.5 Other lipid storage disorders

Cerebrotendinous cholesterosis [van Bogaert-Scherer-Epstein]

Wolman's disease

E75.6 Lipid storage disorder, unspecified

E76

Disorders of glycosaminoglycan metabolism

E76.0 Mucopolysaccharidosis, type I

Syndrome:

- Hurler
- Hurler-Scheie
- Scheie

E76.1 Mucopolysaccharidosis, type II

Hunter's syndrome

E76.2 Other mucopolysaccharidoses

β -Glucuronidase deficiency

Mucopolysaccharidosis, types III, IV, VI, VII

Syndrome:

- Maroteaux-Lamy (mild) (severe)
- Morquio(-like) (classic)
- Sanfilippo (type B) (type C) (type D)

INTERNATIONAL CLASSIFICATION OF DISEASES

- E76.3** **Mucopolysaccharidosis, unspecified**
- E76.8** **Other disorders of glucosaminoglycan metabolism**
- E76.9** **Disorder of glucosaminoglycan metabolism, unspecified**
- E77** **Disorders of glycoprotein metabolism**
- E77.0** **Defects in post-translational modification of lysosomal enzymes**
Mucopolipidosis II [I-cell disease]
Mucopolipidosis III [pseudo-Hurler polydystrophy]
- E77.1** **Defects in glycoprotein degradation**
Aspartylglucosaminuria
Fucosidosis
Mannosidosis
Sialidosis [mucopolipidosis I]
- E77.8** **Other disorders of glycoprotein metabolism**
- E77.9** **Disorder of glycoprotein metabolism, unspecified**
- E78** **Disorders of lipoprotein metabolism and other lipidaemias**
Excludes: sphingolipidosis (E75.0-E75.3)
- E78.0** **Pure hypercholesterolaemia**
Familial hypercholesterolaemia
Fredrickson's hyperlipoproteinaemia, type IIa
Hyperbetalipoproteinaemia
Hyperlipidaemia, group A
Low-density-lipoprotein-type [LDL] hyperlipoproteinaemia
- E78.1** **Pure hyperglyceridaemia**
Endogenous hyperglyceridaemia
Fredrickson's hyperlipoproteinaemia, type IV
Hyperlipidaemia, group B
Hyperprebetalipoproteinaemia
Very-low-density-lipoprotein-type [VLDL] hyperlipoproteinaemia

E78.2 Mixed hyperlipidaemia
Broad- or floating-betalipoproteinaemia
Fredrickson's hyperlipoproteinaemia, type IIb or III
Hyperbetalipoproteinaemia with prebetalipoproteinaemia
Hypercholesterolaemia with endogenous hyperglyceridaemia
Hyperlipidaemia, group C
Tubero-eruptive xanthoma
Xanthoma tuberosum

Excludes: cerebrotendinous cholesterosis [van Bogaert-Scherer-Epstein] (E75.5)

E78.3 Hyperchylomicronaemia
Fredrickson's hyperlipoproteinaemia, type I or V
Hyperlipidaemia, group D
Mixed hyperglyceridaemia

E78.4 Other hyperlipidaemia
Familial combined hyperlipidaemia

E78.5 Hyperlipidaemia, unspecified

E78.6 Lipoprotein deficiency
Abetalipoproteinaemia
High-density lipoprotein deficiency
Hypoalphalipoproteinaemia
Hypobetalipoproteinaemia (familial)
Lecithin cholesterol acyltransferase deficiency
Tangier disease

E78.8 Other disorders of lipoprotein metabolism

E78.9 Disorder of lipoprotein metabolism, unspecified

E79 Disorders of purine and pyrimidine metabolism

Excludes: calculus of kidney (N20.0)
combined immunodeficiency disorders (D81.-)
gout (M10.-)
orotaciduric anaemia (D53.0)
xeroderma pigmentosum (Q82.1)

INTERNATIONAL CLASSIFICATION OF DISEASES

E79.0 **Hyperuricaemia without signs of inflammatory arthritis and tophaceous disease**

Asymptomatic hyperuricaemia

E79.1 **Lesch-Nyhan syndrome**

E79.8 **Other disorders of purine and pyrimidine metabolism**

Hereditary xanthinuria

E79.9 **Disorder of purine and pyrimidine metabolism, unspecified**

E80 **Disorders of porphyrin and bilirubin metabolism**

Includes: defects of catalase and peroxidase

E80.0 **Hereditary erythropoietic porphyria**

Congenital erythropoietic porphyria

Erythropoietic protoporphyria

E80.1 **Porphyria cutanea tarda**

E80.2 **Other porphyria**

Hereditary coproporphyria

Porphyria:

- NOS
- acute intermittent (hepatic)

Use additional external cause code (Chapter XX), if desired, to identify cause.

E80.3 **Defects of catalase and peroxidase**

Acatasia [Takahara]

E80.4 **Gilbert's syndrome**

E80.5 **Crigler-Najjar syndrome**

E80.6 **Other disorders of bilirubin metabolism**

Dubin-Johnson syndrome

Rotor's syndrome

E80.7 **Disorder of bilirubin metabolism, unspecified**

E83

Disorders of mineral metabolism

Excludes: dietary mineral deficiency (E58-E61)
parathyroid disorders (E20-E21)
vitamin D deficiency (E55.-)

E83.0 **Disorders of copper metabolism**
Menkes' (kinky hair)(steely hair) disease
Wilson's disease

E83.1 **Disorders of iron metabolism**
Haemochromatosis

Excludes: anaemia:

- iron deficiency (D50.-)
- sideroblastic (D64.0-D64.3)

E83.2 **Disorders of zinc metabolism**
Acrodermatitis enteropathica

E83.3 **Disorders of phosphorus metabolism**
Acid phosphatase deficiency
Familial hypophosphataemia
Hypophosphatasia
Vitamin-D-resistant:

- osteomalacia
- rickets

Excludes: adult osteomalacia (M83.-)
osteoporosis (M80-M81)

INTERNATIONAL CLASSIFICATION OF DISEASES

- E83.4** **Disorders of magnesium metabolism**
Hypermagnesaemia
Hypomagnesaemia
- E83.5** **Disorders of calcium metabolism**
Familial hypocalciuric hypercalcaemia
Idiopathic hypercalciuria
- Excludes:* chondrocalcinosis (M11.1-M11.2)
hyperparathyroidism (E21.0-E21.3)
- E83.8** **Other disorders of mineral metabolism**
- E83.9** **Disorder of mineral metabolism, unspecified**
- E84** **Cystic fibrosis**
Includes: mucoviscidosis
- E84.0** **Cystic fibrosis with pulmonary manifestations**
- E84.1** **Cystic fibrosis with intestinal manifestations**
Meconium ileus† (P75*)
- Excludes:* meconium obstruction in cases where cystic fibrosis is
known not to be present (P76.0)
- E84.8** **Cystic fibrosis with other manifestations**
Cystic fibrosis with combined manifestations
- E84.9** **Cystic fibrosis, unspecified**

E85

Amyloidosis

Excludes: Alzheimer's disease (G30.-)

E85.0

Non-neuropathic hereditary amyloidosis

Familial Mediterranean fever
Hereditary amyloid nephropathy

E85.1

Neuropathic hereditary amyloidosis

Amyloid polyneuropathy (Portuguese)

E85.2

Hereditary amyloidosis, unspecified

E85.3

Secondary systemic amyloidosis

Haemodialysis-associated amyloidosis

E85.4

Organ-limited amyloidosis

Localized amyloidosis

E85.8

Other amyloidosis

E85.9

Amyloidosis, unspecified

E86

Volume depletion

Dehydration
Depletion of volume of plasma or extracellular fluid
Hypovolaemia

Excludes: dehydration of newborn (P74.1)

hypovolaemic shock:

- NOS (R57.1)
- postoperative (T81.1)
- traumatic (T79.4)

E87

Other disorders of fluid, electrolyte and acid-base balance

E87.0

Hyperosmolality and hypernatraemia

Sodium [Na] excess
Sodium [Na] overload

INTERNATIONAL CLASSIFICATION OF DISEASES

- E87.1 Hypo-osmolality and hyponatraemia**
Sodium [Na] deficiency
- Excludes:* Syndrome of inappropriate secretion of antidiuretic hormone (E22.2)
- E87.2 Acidosis**
Acidosis:
- NOS
 - lactic
 - metabolic
 - respiratory
- Excludes:* diabetic acidosis (E10-E14 with common fourth character .1)
- E87.3 Alkalosis**
Alkalosis:
- NOS
 - metabolic
 - respiratory
- E87.4 Mixed disorder of acid-base balance**
- E87.5 Hyperkalaemia**
Potassium [K] excess
Potassium [K] overload
- E87.6 Hypokalaemia**
Potassium [K] deficiency
- E87.7 Fluid overload**
Excludes: oedema (R60.-)
- E87.8 Other disorders of electrolyte and fluid balance, not elsewhere classified**
Electrolyte imbalance NOS
Hyperchloraemia
Hypochloraemia

E88

Other metabolic disorders

Excludes: histiocytosis X (chronic) (D76.0)

Use additional external cause code (Chapter XX), if desired, to identify drug, if drug-induced.

E88.0

Disorders of plasma-protein metabolism, not elsewhere classified

α -1-Antitrypsin deficiency

Bisalbuminaemia

Excludes: disorder of lipoprotein metabolism (E78.-)
monoclonal gammopathy (D47.2)
polyclonal hypergammaglobulinaemia (D89.0)
Waldenström's macroglobulinaemia (C88.0)

E88.1

Lipodystrophy, not elsewhere classified

Lipodystrophy NOS

Excludes: Whipple's disease (K90.8)

E88.2

Lipomatosis, not elsewhere classified

Lipomatosis:

- NOS
- dolorosa [Dercum]

E88.3

Tumour lysis syndrome

Tumour lysis (following antineoplastic drug therapy) (spontaneous)

E88.8

Other specified metabolic disorders

Launois-Bensaude adenolipomatosis

Trimethylaminuria

E88.9

Metabolic disorder, unspecified

INTERNATIONAL CLASSIFICATION OF DISEASES

E89	Postprocedural endocrine and metabolic disorders, not elsewhere classified
E89.0	Postprocedural hypothyroidism Postirradiation hypothyroidism Postsurgical hypothyroidism
E89.1	Postprocedural hypoinsulinaemia Postpancreatectomy hyperglycaemia Postsurgical hypoinsulinaemia
E89.2	Postprocedural hypoparathyroidism Parathyroprival tetany
E89.3	Postprocedural hypopituitarism Postirradiation hypopituitarism
E89.4	Postprocedural ovarian failure
E89.5	Postprocedural testicular hypofunction
E89.6	Postprocedural adrenocortical(-medullary) hypofunction
E89.8	Other postprocedural endocrine and metabolic disorders
E89.9	Postprocedural endocrine and metabolic disorder, unspecified
E90*	Nutritional and metabolic disorders in diseases classified elsewhere

CHAPTER V

Mental and behavioural disorders (F00-F99)

Includes: disorders of psychological development

Excludes: symptoms, signs and abnormal clinical laboratory findings, not elsewhere classified (R00-R99)

This chapter contains the following blocks:

F00-F09	Organic, including symptomatic, mental disorders
F10-F19	Mental and behavioural disorders due to psychoactive substance use
F20-F29	Schizophrenia, schizotypal and delusional disorders
F30-F39	Mood [affective] disorders
F40-F48	Neurotic, stress-related and somatoform disorders
F50-F59	Behavioural syndromes associated with physiological disturbances and physical factors
F60-F69	Disorders of adult personality and behaviour
F70-F79	Mental retardation
F80-F89	Disorders of psychological development
F90-F98	Behavioural and emotional disorders with onset usually occurring in childhood and adolescence
F99	Unspecified mental disorder

Asterisk categories for this chapter are provided as follows:

F00*	Dementia in Alzheimer's disease
F02*	Dementia in other diseases classified elsewhere

**Organic, including symptomatic, mental disorders
(F00-F09)**

This block comprises a range of mental disorders grouped together on the basis of their having in common a demonstrable etiology in cerebral disease, brain injury, or other insult leading to cerebral dysfunction. The dysfunction may be primary, as in diseases, injuries, and insults that affect the brain directly and selectively; or secondary, as in systemic diseases and disorders that attack the brain only as one of the multiple organs or systems of the body that are involved.

Dementia (F00-F03) is a syndrome due to disease of the brain, usually of a chronic or progressive nature, in which there is disturbance of multiple higher cortical functions, including memory, thinking, orientation, comprehension, calculation, learning capacity, language, and judgement. Consciousness is not clouded. The impairments of cognitive function are commonly accompanied, and occasionally preceded, by deterioration in emotional control, social behaviour, or motivation. This syndrome occurs in Alzheimer's disease, in cerebrovascular disease, and in other conditions primarily or secondarily affecting the brain.

Use additional code, if desired, to identify the underlying disease.

F00*

Dementia in Alzheimer's disease (G30.-†)

Alzheimer's disease is a primary degenerative cerebral disease of unknown etiology with characteristic neuropathological and neurochemical features. The disorder is usually insidious in onset and develops slowly but steadily over a period of several years.

F00.0*

Dementia in Alzheimer's disease with early onset (G30.0†)

Dementia in Alzheimer's disease with onset before the age of 65, with a relatively rapid deteriorating course and with marked multiple disorders of the higher cortical functions.

Alzheimer's disease, type 2

Presenile dementia, Alzheimer's type

Primary degenerative dementia of the Alzheimer's type, presenile onset

- F00.1*** **Dementia in Alzheimer's disease with late onset (G30.1†)**
Dementia in Alzheimer's disease with onset after the age of 65, usually in the late 70s or thereafter, with a slow progression, and with memory impairment as the principal feature.
- Alzheimer's disease, type 1
Primary degenerative dementia of the Alzheimer's type, senile onset
Senile dementia, Alzheimer's type
- F00.2*** **Dementia in Alzheimer's disease, atypical or mixed type (G30.8†)**
Atypical dementia, Alzheimer's type
- F00.9*** **Dementia in Alzheimer's disease, unspecified (G30.9†)**
- F01** **Vascular dementia**
Vascular dementia is the result of infarction of the brain due to vascular disease, including hypertensive cerebrovascular disease. The infarcts are usually small but cumulative in their effect. Onset is usually in later life.
- Includes:* arteriosclerotic dementia
- F01.0** **Vascular dementia of acute onset**
Usually develops rapidly after a succession of strokes from cerebrovascular thrombosis, embolism or haemorrhage. In rare cases, a single large infarction may be the cause.
- F01.1** **Multi-infarct dementia**
Gradual in onset, following a number of transient ischaemic episodes which produce an accumulation of infarcts in the cerebral parenchyma.
- Predominantly cortical dementia
- F01.2** **Subcortical vascular dementia**
Includes cases with a history of hypertension and foci of ischaemic destruction in the deep white matter of the cerebral hemispheres. The cerebral cortex is usually preserved and this contrasts with the clinical picture which may closely resemble that of dementia in Alzheimer's disease.
- F01.3** **Mixed cortical and subcortical vascular dementia**
- F01.8** **Other vascular dementia**

F01.9 **Vascular dementia, unspecified**

F02*

Dementia in other diseases classified elsewhere

Cases of dementia due, or presumed to be due, to causes other than Alzheimer's disease or cerebrovascular disease. Onset may be at any time in life, though rarely in old age.

F02.0* **Dementia in Pick's disease (G31.0†)**

A progressive dementia, commencing in middle age, characterized by early, slowly progressing changes of character and social deterioration, followed by impairment of intellect, memory, and language functions, with apathy, euphoria and, occasionally, extrapyramidal phenomena.

F02.1* **Dementia in Creutzfeldt-Jakob disease (A81.0†)**

A progressive dementia with extensive neurological signs, due to specific neuropathological changes that are presumed to be caused by a transmissible agent. Onset is usually in middle or later life, but may be at any adult age. The course is subacute, leading to death within one to two years.

F02.2* **Dementia in Huntington's disease (G10†)**

A dementia occurring as part of a widespread degeneration of the brain. The disorder is transmitted by a single autosomal dominant gene. Symptoms typically emerge in the third and fourth decade. Progression is slow, leading to death usually within 10 to 15 years.

Dementia in Huntington's chorea

F02.3* **Dementia in Parkinson's disease (G20†)**

A dementia developing in the course of established Parkinson's disease. No particular distinguishing clinical features have yet been demonstrated.

Dementia in:

- paralysis agitans
- parkinsonism

F02.4* **Dementia in human immunodeficiency virus [HIV] disease (B22.0†)**

Dementia developing in the course of HIV disease, in the absence of a concurrent illness or condition other than HIV infection that could explain the clinical features.

F02.8* Dementia in other specified diseases classified elsewhere

Dementia (in):

- cerebral lipidosis (E75.-†)
- epilepsy (G40.-†)
- hepatolenticular degeneration (E83.0†)
- hypercalcaemia (E83.5†)
- hypothyroidism, acquired (E01.-†, E03.-†)
- intoxications (T36-T65†)
- multiple sclerosis (G35†)
- neurosyphilis (A52.1†)
- niacin deficiency [pellagra] (E52†)
- polyarteritis nodosa (M30.0†)
- systemic lupus erythematosus (M32.-†)
- trypanosomiasis (B56.-†, B57.-†)
- uraemia (N18.5†)
- vitamin B₁₂ deficiency (E53.8†)

F03

Unspecified dementia

Includes: Presenile:

- dementia NOS
- psychosis NOS

Senile:

- dementia:
 - NOS
 - depressed or paranoid type
- psychosis NOS

Excludes: senile dementia with delirium or acute confusional state (F05.1)
senility NOS (R54)

F04

Organic amnesic syndrome, not induced by alcohol and other psychoactive substances

A syndrome of prominent impairment of recent and remote memory while immediate recall is preserved, with reduced ability to learn new material and disorientation in time. Confabulation may be a marked feature, but perception and other cognitive functions, including the intellect, are usually intact. The prognosis depends on the course of the underlying lesion.

Korsakov's psychosis or syndrome, nonalcoholic

Excludes: amnesia:

- NOS (R41.3)
- anterograde (R41.1)
- dissociative (F44.0)
- retrograde (R41.2)

Korsakov's syndrome:

- alcohol-induced or unspecified (F10.6)
- induced by other psychoactive substances (F11-F19 with common fourth character .6)

F05

Delirium, not induced by alcohol and other psychoactive substances

An etiologically nonspecific organic cerebral syndrome characterized by concurrent disturbances of consciousness and attention, perception, thinking, memory, psychomotor behaviour, emotion, and the sleep-wake schedule. The duration is variable and the degree of severity ranges from mild to very severe.

Includes: acute or subacute:

- brain syndrome
- confusional state (nonalcoholic)
- infective psychosis
- organic reaction
- psycho-organic syndrome

Excludes: delirium tremens, alcohol-induced or unspecified (F10.4)

F05.0

Delirium not superimposed on dementia, so described

F05.1

Delirium superimposed on dementia

Conditions meeting the above criteria but developing in the course of a dementia (F00-F03)

F05.8 **Other delirium**
Delirium of mixed origin

F05.9 **Delirium, unspecified**

F06 **Other mental disorders due to brain damage and dysfunction and to physical disease**

Includes miscellaneous conditions causally related to brain disorder due to primary cerebral disease, to systemic disease affecting the brain secondarily, to exogenous toxic substances or hormones, to endocrine disorders, or to other somatic illnesses.

Excludes: associated with:

- delirium (F05.-)
- dementia as classified in F00-F03

resulting from use of alcohol and other psychoactive substances (F10-F19)

F06.0 **Organic hallucinosis**
A disorder of persistent or recurrent hallucinations, usually visual or auditory, that occur in clear consciousness and may or may not be recognized by the subject as such. Delusional elaboration of the hallucinations may occur, but delusions do not dominate the clinical picture; insight may be preserved.

Organic hallucinatory state (nonalcoholic)

Excludes: alcoholic hallucinosis (F10.5)
schizophrenia (F20.-)

F06.1 **Organic catatonic disorder**
A disorder of diminished (stupor) or increased (excitement) psychomotor activity associated with catatonic symptoms. The extremes of psychomotor disturbance may alternate.

Excludes: catatonic schizophrenia (F20.2)
stupor:

- NOS (R40.1)
- dissociative (F44.2)

F06.2 Organic delusional [schizophrenia-like] disorder

A disorder in which persistent or recurrent delusions dominate the clinical picture. The delusions may be accompanied by hallucinations. Some features suggestive of schizophrenia, such as bizarre hallucinations or thought disorder, may be present.

Paranoid and paranoid-hallucinatory organic states
Schizophrenia-like psychosis in epilepsy

Excludes: disorder:

- acute and transient psychotic (F23.-)
- persistent delusional (F22.-)
- psychotic drug-induced (F11-F19 with common fourth character .5)
schizophrenia (F20.-)

F06.3 Organic mood [affective] disorders

Disorders characterized by a change in mood or affect, usually accompanied by a change in the overall level of activity, depressive, hypomanic, manic or bipolar (see F30-F38), but arising as a consequence of an organic disorder.

Excludes: mood disorders, nonorganic or unspecified (F30-F39)

F06.4 Organic anxiety disorder

A disorder characterized by the essential descriptive features of a generalized anxiety disorder (F41.1), a panic disorder (F41.0), or a combination of both, but arising as a consequence of an organic disorder.

Excludes: anxiety disorders, nonorganic or unspecified (F41.-)

F06.5 Organic dissociative disorder

A disorder characterized by a partial or complete loss of the normal integration between memories of the past, awareness of identity and immediate sensations, and control of bodily movements (see F44.-), but arising as a consequence of an organic disorder.

Excludes: dissociative [conversion] disorders, nonorganic or unspecified (F44.-)

- F06.6 Organic emotionally labile [asthenic] disorder**
A disorder characterized by emotional incontinence or lability, fatigability, and a variety of unpleasant physical sensations (e.g. dizziness) and pains, but arising as a consequence of an organic disorder.
- Excludes:* somatoform disorders, nonorganic or unspecified (F45.-)
- F06.7 Mild cognitive disorder**
A disorder characterized by impairment of memory, learning difficulties, and reduced ability to concentrate on a task for more than brief periods. There is often a marked feeling of mental fatigue when mental tasks are attempted, and new learning is found to be subjectively difficult even when objectively successful. None of these symptoms is so severe that a diagnosis of either dementia (F00-F03) or delirium (F05.-) can be made. This diagnosis should be made only in association with a specified physical disorder, and should not be made in the presence of any of the mental or behavioural disorders classified to F10-F99. The disorder may precede, accompany, or follow a wide variety of infections and physical disorders, both cerebral and systemic, but direct evidence of cerebral involvement is not necessarily present. It can be differentiated from postencephalitic syndrome (F07.1) and postconcussional syndrome (F07.2) by its different etiology, more restricted range of generally milder symptoms, and usually shorter duration.
- F06.8 Other specified mental disorders due to brain damage and dysfunction and to physical disease**
Epileptic psychosis NOS
- F06.9 Unspecified mental disorder due to brain damage and dysfunction and to physical disease**
Organic:
- brain syndrome NOS
 - mental disorder NOS
- F07 Personality and behavioural disorders due to brain disease, damage and dysfunction**
Alteration of personality and behaviour can be a residual or concomitant disorder of brain disease, damage or dysfunction.

F07.0 Organic personality disorder

A disorder characterized by a significant alteration of the habitual patterns of behaviour displayed by the subject premorbidly, involving the expression of emotions, needs and impulses. Impairment of cognitive and thought functions, and altered sexuality may also be part of the clinical picture.

Organic:

- pseudopsychopathic personality
- pseudoretarded personality

Syndrome:

- frontal lobe
- limbic epilepsy personality
- lobotomy
- postleucotomy

Excludes: enduring personality change after:

- catastrophic experience (F62.0)
- psychiatric illness (F62.1)

postconcussional syndrome (F07.2)
postencephalitic syndrome (F07.1)
specific personality disorder (F60.-)

F07.1 Postencephalitic syndrome

Residual nonspecific and variable behavioural change following recovery from either viral or bacterial encephalitis. The principal difference between this disorder and the organic personality disorders is that it is reversible.

Excludes: organic personality disorder (F07.0)

F07.2 Postconcussional syndrome

A syndrome that occurs following head trauma (usually sufficiently severe to result in loss of consciousness) and includes a number of disparate symptoms such as headache, dizziness, fatigue, irritability, difficulty in concentration and performing mental tasks, impairment of memory, insomnia, and reduced tolerance to stress, emotional excitement, or alcohol.

Postcontusional syndrome (encephalopathy)
Post-traumatic brain syndrome, nonpsychotic

F07.8 **Other organic personality and behavioural disorders due to brain disease, damage and dysfunction**

Right hemispheric organic affective disorder

F07.9 **Unspecified organic personality and behavioural disorder due to brain disease, damage and dysfunction**

Organic psychosyndrome

F09

Unspecified organic or symptomatic mental disorder

Psychosis:

- organic NOS
- symptomatic NOS

Excludes: psychosis NOS (F29)

Mental and behavioural disorders due to psychoactive substance use (F10-F19)

This block contains a wide variety of disorders that differ in severity and clinical form but that are all attributable to the use of one or more psychoactive substances, which may or may not have been medically prescribed. The third character of the code identifies the substance involved, and the fourth character specifies the clinical state. The codes should be used, as required, for each substance specified, but it should be noted that not all fourth-character codes are applicable to all substances.

Identification of the psychoactive substance should be based on as many sources of information as possible. These include self-report data, analysis of blood and other body fluids, characteristic physical and psychological symptoms, clinical signs and behaviour, and other evidence such as a drug being in the patient's possession or reports from informed third parties. Many drug users take more than one type of psychoactive substance. The main diagnosis should be classified, whenever possible, according to the substance or class of substances that has caused or contributed most to the presenting clinical syndrome. Other diagnoses should be coded when other psychoactive substances have been taken in intoxicating amounts (common fourth character .0) or to the extent of causing harm (common fourth character .1), dependence (common fourth character .2) or other disorders (common fourth character .3-.9).

Only in cases in which patterns of psychoactive substance-taking are chaotic and indiscriminate, or in which the contributions of different psychoactive substances are inextricably mixed, should the diagnosis of disorders resulting from multiple drug use (F19.-) be used.

Excludes: abuse of non-dependence-producing substances (F55)

INTERNATIONAL CLASSIFICATION OF DISEASES

The following fourth-character subdivisions are for use with categories F10-F19:

.0 Acute intoxication

A condition that follows the administration of a psychoactive substance resulting in disturbances in level of consciousness, cognition, perception, affect or behaviour, or other psycho-physiological functions and responses. The disturbances are directly related to the acute pharmacological effects of the substance and resolve with time, with complete recovery, except where tissue damage or other complications have arisen. Complications may include trauma, inhalation of vomitus, delirium, coma, convulsions, and other medical complications. The nature of these complications depends on the pharmacological class of substance and mode of administration.

"Bad trips" (drugs)

Trance and possession disorders in psychoactive substance intoxication

Excludes: intoxication meaning poisoning (T36-T50)

.1 Harmful use

A pattern of psychoactive substance use that is causing damage to health. The damage may be physical (as in cases of hepatitis from the self-administration of injected psychoactive substances) or mental (e.g. episodes of depressive disorder secondary to heavy consumption of alcohol).

Abuse

Acute drunkenness (in alcoholism)

Chronic use

Drunkenness NOS

DUI

Excess, excessive

Hangover

Heavy intake

Inebriated

Influence of (alcohol)

Intemperence

Misuse

Over indulgence

Problem

Psychoactive substance abuse

.2 Dependence syndrome

A cluster of behavioural, cognitive, and physiological phenomena that develop after repeated substance use and that typically include a strong desire to take the drug, difficulties in controlling its use, persisting in its use despite harmful consequences, a higher priority given to drug use than to other activities and obligations, increased tolerance, and sometimes a physical withdrawal state.

The dependence syndrome may be present for a specific psychoactive substance (e.g. tobacco, alcohol, or diazepam), for a class of substances (e.g. opioid drugs), or for a wider range of pharmacologically different psychoactive substances.

Absinthemia
Absinthism
Addiction
Alcoholism
Chronic alcoholism
Chronic drunkenness
Continual excessive drinking
Dependence
Dipsomania
Drug addiction
Habit
Narcotism
Smoker's syndrome
Tobaccoism

.3 Withdrawal state

A group of symptoms of variable clustering and severity occurring on absolute or relative withdrawal of a psychoactive substance after persistent use of that substance. The onset and course of the withdrawal state are time-limited and are related to the type of psychoactive substance and dose being used immediately before cessation or reduction of use. The withdrawal state may be complicated by convulsions.

.4 Withdrawal state with delirium

A condition where the withdrawal state as defined in the common fourth character .3 is complicated by delirium as defined in F05.-. Convulsions may also occur. When organic factors are also considered to play a role in the etiology, the condition should be classified to F05.8.

Delirium tremens (alcohol-induced)

.5 Psychotic disorder

A cluster of psychotic phenomena that occur during or following psychoactive substance use but that are not explained on the basis of acute intoxication alone and do not form part of a withdrawal state. The disorder is characterized by hallucinations (typically auditory, but often in more than one sensory modality), perceptual distortions, delusions (often of a paranoid or persecutory nature), psychomotor disturbances (excitement or stupor), and an abnormal affect, which may range from intense fear to ecstasy. The sensorium is usually clear but some degree of clouding of consciousness, though not severe confusion, may be present.

Alcoholic:

- hallucinosis
- jealousy
- paranoia
- psychosis NOS

Excludes: alcohol- or other psychoactive substance-induced residual and late-onset psychotic disorder (F10-F19 with common fourth character .7)

.6 Amnesic syndrome

A syndrome associated with chronic prominent impairment of recent and remote memory. Immediate recall is usually preserved and recent memory is characteristically more disturbed than remote memory. Disturbances of time sense and ordering of events are usually evident, as are difficulties in learning new material. Confabulation may be marked but is not invariably present. Other cognitive functions are usually relatively well preserved and amnesic defects are out of proportion to other disturbances.

Amnesic disorder, alcohol- or drug-induced

Korsakov's psychosis or syndrome, alcohol- or other psychoactive substance-induced or unspecified

Excludes: nonalcoholic Korsakov's psychosis or syndrome (F04)

.7 Residual and late-onset psychotic disorder

A disorder in which alcohol- or psychoactive substance-induced changes of cognition, affect, personality, or behaviour persist beyond the period during which a direct psychoactive substance-related effect might reasonably be assumed to be operating. Onset of the disorder should be directly related to the use of the psychoactive substance. Cases in which initial onset of the state occurs later than episode(s) of such substance use should be coded here only where clear and strong evidence is available to attribute the state to the residual effect of the psychoactive substance. Flashbacks may be distinguished from psychotic state partly by their episodic nature, frequently of very short duration, and by their duplication of previous alcohol- or other psychoactive substance-related experiences.

Alcoholic dementia NOS

Chronic alcoholic brain syndrome

Dementia and other milder forms of persisting impairment of cognitive functions

Flashbacks

Late-onset psychoactive substance-induced psychotic disorder

Posthallucinogen perception disorder

Residual:

- affective disorder
- disorder of personality and behaviour

Excludes: alcohol- or psychoactive substance-induced:

- Korsakov's syndrome (F10-F19 with common fourth character .6)
- psychotic state (F10-F19 with common fourth character .5)

INTERNATIONAL CLASSIFICATION OF DISEASES

.8 Other mental and behavioural disorders

.9 Unspecified mental and behavioural disorder

Consumption

Drinking NOS

Ingested, Ingestion

Intake

Smoking (chain)(former)(life long)(packs per day)

Use, user, usage

F10.-

Mental and behavioural disorders due to use of alcohol

[See pages V-12—V-15 for subdivisions]

F11.-

Mental and behavioural disorders due to use of opioids

[See pages V-12—V-15 for subdivisions]

F12.-

Mental and behavioural disorders due to use of cannabinoids

[See pages V-12—V-15 for subdivisions]

F13.-

Mental and behavioural disorders due to use of sedatives or hypnotics

[See pages V-12—V-15 for subdivisions]

F14.-

Mental and behavioural disorders due to use of cocaine

[See pages V-12—V-15 for subdivisions]

F15.-

Mental and behavioural disorders due to use of other stimulants, including caffeine

[See pages V-12—V-15 for subdivisions]

F16.-

Mental and behavioural disorders due to use of hallucinogens

[See pages V-12—V-15 for subdivisions]

F17.-

Mental and behavioural disorders due to use of tobacco

[See pages V-12—V-15 for subdivisions]

F18.-

Mental and behavioural disorders due to use of volatile solvents

[See pages V-12—V-15 for subdivisions]

F19.-

Mental and behavioural disorders due to multiple drug use and use of other psychoactive substances

[See pages V-12—V-15 for subdivisions]

This category should be used when two or more psychoactive substances are known to be involved, but it is impossible to assess which substance is contributing most to the disorders. It should also be used when the exact identity of some or even all the psychoactive substances being used is uncertain or unknown, since many multiple drug users themselves often do not know the details of what they are taking.

Includes: misuse of drugs NOS

Schizophrenia, schizotypal and delusional disorders (F20-F29)

This block brings together schizophrenia, as the most important member of the group, schizotypal disorder, persistent delusional disorders, and a larger group of acute and transient psychotic disorders. Schizoaffective disorders have been retained here in spite of their controversial nature.

F20

Schizophrenia

The schizophrenic disorders are characterized in general by fundamental and characteristic distortions of thinking and perception, and affects that are inappropriate or blunted. Clear consciousness and intellectual capacity are usually maintained although certain cognitive deficits may evolve in the course of time. The most important psychopathological phenomena include thought echo; thought insertion or withdrawal; thought broadcasting; delusional perception and delusions of control; influence or passivity; hallucinatory voices commenting or discussing the patient in the third person; thought disorders and negative symptoms.

The course of schizophrenic disorders can be either continuous, or episodic with progressive or stable deficit, or there can be one or more episodes with complete or incomplete remission. The diagnosis of schizophrenia should not be made in the presence of extensive depressive or manic symptoms unless it is clear that schizophrenic symptoms antedate the affective disturbance. Nor should schizophrenia be diagnosed in the presence of overt brain disease or during states of drug intoxication or withdrawal. Similar disorders developing in the presence of epilepsy or other brain disease should be classified under F06.2, and those induced by psychoactive substances under F10-F19 with common fourth character .5.

Excludes: schizophrenia:

- acute (undifferentiated) (F23.2)
- cyclic (F25.2)

schizophrenic reaction (F23.2)
schizotypal disorder (F21)

F20.0 Paranoid schizophrenia

Paranoid schizophrenia is dominated by relatively stable, often paranoid delusions, usually accompanied by hallucinations, particularly of the auditory variety, and perceptual disturbances. Disturbances of affect, volition and speech, and catatonic symptoms, are either absent or relatively inconspicuous.

Paraphrenic schizophrenia

Excludes: involuntional paranoid state (F22.8)
 paranoia (F22.0)

F20.1 Hebephrenic schizophrenia

A form of schizophrenia in which affective changes are prominent, delusions and hallucinations fleeting and fragmentary, behaviour irresponsible and unpredictable, and mannerisms common. The mood is shallow and inappropriate, thought is disorganized, and speech is incoherent. There is a tendency to social isolation. Usually the prognosis is poor because of the rapid development of "negative" symptoms, particularly flattening of affect and loss of volition. Hebephrenia should normally be diagnosed only in adolescents or young adults.

Disorganized schizophrenia
Hebephrenia

F20.2 Catatonic schizophrenia

Catatonic schizophrenia is dominated by prominent psychomotor disturbances that may alternate between extremes such as hyperkinesia and stupor, or automatic obedience and negativism. Constrained attitudes and postures may be maintained for long periods. Episodes of violent excitement may be a striking feature of the condition. The catatonic phenomena may be combined with a dream-like (oneiroid) state with vivid scenic hallucinations.

Catatonic stupor

Schizophrenic:

- catalepsy
- catatonia
- flexibilitas cerea

F20.3 Undifferentiated schizophrenia

Psychotic conditions meeting the general diagnostic criteria for schizophrenia but not conforming to any of the subtypes in F20.0-F20.2, or exhibiting the features of more than one of them without a clear predominance of a particular set of diagnostic characteristics.

Atypical schizophrenia

Excludes: acute schizophrenia-like psychotic disorder (F23.2)
chronic undifferentiated schizophrenia (F20.5)
post-schizophrenic depression (F20.4)

F20.4 Post-schizophrenic depression

A depressive episode, which may be prolonged, arising in the aftermath of a schizophrenic illness. Some schizophrenic symptoms, either "positive" or "negative", must still be present but they no longer dominate the clinical picture. These depressive states are associated with an increased risk of suicide. If the patient no longer has any schizophrenic symptoms, a depressive episode should be diagnosed (F32.-). If schizophrenic symptoms are still florid and prominent, the diagnosis should remain that of the appropriate schizophrenic subtype (F20.0-F20.3).

F20.5 Residual schizophrenia

A chronic stage in the development of a schizophrenic illness in which there has been a clear progression from an early stage to a later stage characterized by long-term, though not necessarily irreversible, "negative" symptoms, e.g. psychomotor slowing; underactivity; blunting of affect; passivity and lack of initiative; poverty of quantity or content of speech; poor nonverbal communication by facial expression, eye contact, voice modulation and posture; poor self-care and social performance.

Chronic undifferentiated schizophrenia
Restzustand (schizophrenic)
Schizophrenic residual state

F20.6 Simple schizophrenia

A disorder in which there is an insidious but progressive development of oddities of conduct, inability to meet the demands of society, and decline in total performance. The characteristic negative features of residual schizophrenia (e.g. blunting of affect and loss of volition) develop without being preceded by any overt psychotic symptoms.

- F20.8** **Other schizophrenia**
Cenesthopathic schizophrenia
Schizophreniform:
- disorder NOS
 - psychosis NOS

Excludes: brief schizophreniform disorders (F23.2)

F20.9 **Schizophrenia, unspecified**

F21 **Schizotypal disorder**

A disorder characterized by eccentric behaviour and anomalies of thinking and affect which resemble those seen in schizophrenia, though no definite and characteristic schizophrenic anomalies occur at any stage. The symptoms may include a cold or inappropriate affect; anhedonia; odd or eccentric behaviour; a tendency to social withdrawal; paranoid or bizarre ideas not amounting to true delusions; obsessive ruminations; thought disorder and perceptual disturbances; occasional transient quasi-psychotic episodes with intense illusions, auditory or other hallucinations, and delusion-like ideas, usually occurring without external provocation. There is no definite onset and evolution and course are usually those of a personality disorder.

Latent schizophrenic reaction

Schizophrenia:

- borderline
 - latent
 - prepsychotic
 - prodromal
 - pseudoneurotic
 - pseudopsychopathic
- Schizotypal personality disorder

Excludes: Asperger's syndrome (F84.5)
 schizoid personality disorder (F60.1)

F22 **Persistent delusional disorders**

Includes a variety of disorders in which long-standing delusions constitute the only, or the most conspicuous, clinical characteristic and which cannot be classified as organic, schizophrenic or affective. Delusional disorders that have lasted for less than a few months should be classified, at least temporarily, under F23.-.

F22.0 Delusional disorder

A disorder characterized by the development either of a single delusion or of a set of related delusions that are usually persistent and sometimes lifelong. The content of the delusion or delusions is very variable. Clear and persistent auditory hallucinations (voices), schizophrenic symptoms such as delusions of control and marked blunting of affect, and definite evidence of brain disease are all incompatible with this diagnosis. However, the presence of occasional or transitory auditory hallucinations, particularly in elderly patients, does not rule out this diagnosis, provided that they are not typically schizophrenic and form only a small part of the overall clinical picture.

Paranoia

Paranoid:

- psychosis
- state

Paraphrenia (late)

Sensitiver Beziehungswahn

Excludes: paranoid:

- personality disorder (F60.0)
- psychosis, psychogenic (F23.3)
- reaction (F23.3)
- schizophrenia (F20.0)

F22.8 Other persistent delusional disorders

Disorders in which the delusion or delusions are accompanied by persistent hallucinatory voices or by schizophrenic symptoms that do not justify a diagnosis of schizophrenia (F20.-).

Delusional dysmorphophobia

Involutional paranoid state

Paranoia querulans

F22.9 Persistent delusional disorder, unspecified

F23

Acute and transient psychotic disorders

A heterogeneous group of disorders characterized by the acute onset of psychotic symptoms such as delusions, hallucinations, and perceptual disturbances, and by the severe disruption of ordinary behaviour. Acute onset is defined as a crescendo development of a clearly abnormal clinical picture in about two weeks or less. For these disorders there is no evidence of organic causation. Perplexity and puzzlement are often present but disorientation for time, place and person is not persistent or severe enough to justify a diagnosis of organically caused delirium (F05.-). Complete recovery usually occurs within a few months, often within a few weeks or even days. If the disorder persists, a change in classification will be necessary. The disorder may or may not be associated with acute stress, defined as usually stressful events preceding the onset by one to two weeks.

F23.0

Acute polymorphic psychotic disorder without symptoms of schizophrenia

An acute psychotic disorder in which hallucinations, delusions or perceptual disturbances are obvious but markedly variable, changing from day to day or even from hour to hour. Emotional turmoil with intense transient feelings of happiness or ecstasy, or anxiety and irritability, is also frequently present. The polymorphism and instability are characteristic for the overall clinical picture and the psychotic features do not justify a diagnosis of schizophrenia (F20.-). These disorders often have an abrupt onset, developing rapidly within a few days, and they frequently show a rapid resolution of symptoms with no recurrence. If the symptoms persist the diagnosis should be changed to persistent delusional disorder (F22.-).

Bouffée délirante without symptoms of schizophrenia or unspecified
Cycloid psychosis without symptoms of schizophrenia or unspecified

F23.1

Acute polymorphic psychotic disorder with symptoms of schizophrenia

An acute psychotic disorder in which the polymorphic and unstable clinical picture is present, as described in F23.0; despite this instability, however, some symptoms typical of schizophrenia are also in evidence for the majority of the time. If the schizophrenic symptoms persist the diagnosis should be changed to schizophrenia (F20.-).

Bouffée délirante with symptoms of schizophrenia
Cycloid psychosis with symptoms of schizophrenia

F23.2 Acute schizophrenia-like psychotic disorder

An acute psychotic disorder in which the psychotic symptoms are comparatively stable and justify a diagnosis of schizophrenia, but have lasted for less than about one month; the polymorphic unstable features, as described in F23.0, are absent. If the schizophrenic symptoms persist the diagnosis should be changed to schizophrenia (F20.-).

Acute (undifferentiated) schizophrenia

Brief schizophreniform:

- disorder
- psychosis

Oneirophrenia

Schizophrenic reaction

Excludes: organic delusional [schizophrenia-like] disorder (F06.2)
schizophreniform disorders NOS (F20.8)

F23.3 Other acute predominantly delusional psychotic disorders

Acute psychotic disorders in which comparatively stable delusions or hallucinations are the main clinical features, but do not justify a diagnosis of schizophrenia (F20.-). If the delusions persist the diagnosis should be changed to persistent delusional disorder (F22.-).

Paranoid reaction

Psychogenic paranoid psychosis

F23.8 Other acute and transient psychotic disorders

Any other specified acute psychotic disorders for which there is no evidence of organic causation and which do not justify classification to F23.0-F23.3.

F23.9 Acute and transient psychotic disorder, unspecified

Brief reactive psychosis NOS

Reactive psychosis

F24

Induced delusional disorder

A delusional disorder shared by two or more people with close emotional links. Only one of the people suffers from a genuine psychotic disorder; the delusions are induced in the other(s) and usually disappear when the people are separated.

Folie à deux

Induced:

- paranoid disorder
- psychotic disorder

F25

Schizoaffective disorders

Episodic disorders in which both affective and schizophrenic symptoms are prominent but which do not justify a diagnosis of either schizophrenia or depressive or manic episodes. Other conditions in which affective symptoms are superimposed on a pre-existing schizophrenic illness, or co-exist or alternate with persistent delusional disorders of other kinds, are classified under F20-F29. Mood-incongruent psychotic symptoms in affective disorders do not justify a diagnosis of schizoaffective disorder.

F25.0

Schizoaffective disorder, manic type

A disorder in which both schizophrenic and manic symptoms are prominent so that the episode of illness does not justify a diagnosis of either schizophrenia or a manic episode. This category should be used for both a single episode and a recurrent disorder in which the majority of episodes are schizoaffective, manic type.

Schizoaffective psychosis, manic type

Schizophreniform psychosis, manic type

F25.1

Schizoaffective disorder, depressive type

A disorder in which both schizophrenic and depressive symptoms are prominent so that the episode of illness does not justify a diagnosis of either schizophrenia or a depressive episode. This category should be used for both a single episode and a recurrent disorder in which the majority of episodes are schizoaffective, depressive type.

Schizoaffective psychosis, depressive type

Schizophreniform psychosis, depressive type

INTERNATIONAL CLASSIFICATION OF DISEASES

F25.2 **Schizoaffective disorder, mixed type**
Cyclic schizophrenia
Mixed schizophrenic and affective psychosis

F25.8 **Other schizoaffective disorders**

F25.9 **Schizoaffective disorder, unspecified**
Schizoaffective psychosis NOS

F28

Other nonorganic psychotic disorders

Delusional or hallucinatory disorders that do not justify a diagnosis of schizophrenia (F20.-), persistent delusional disorders (F22.-), acute and transient psychotic disorders (F23.-), psychotic types of manic episode (F30.2), or severe depressive episode (F32.3).

Chronic hallucinatory psychosis

F29

Unspecified nonorganic psychosis

Psychosis NOS

Excludes: mental disorder NOS (F99)
 organic or symptomatic psychosis NOS (F09)

**Mood [affective] disorders
(F30-F39)**

This block contains disorders in which the fundamental disturbance is a change in affect or mood to depression (with or without associated anxiety) or to elation. The mood change is usually accompanied by a change in the overall level of activity; most of the other symptoms are either secondary to, or easily understood in the context of, the change in mood and activity. Most of these disorders tend to be recurrent and the onset of individual episodes can often be related to stressful events or situations.

F30

Manic episode

All the subdivisions of this category should be used only for a single episode. Hypomanic or manic episodes in individuals who have had one or more previous affective episodes (depressive, hypomanic, manic, or mixed) should be coded as bipolar affective disorder (F31.-).

Includes: bipolar disorder, single manic episode

F30.0

Hypomania

A disorder characterized by a persistent mild elevation of mood, increased energy and activity, and usually marked feelings of well-being and both physical and mental efficiency. Increased sociability, talkativeness, over-familiarity, increased sexual energy, and a decreased need for sleep are often present but not to the extent that they lead to severe disruption of work or result in social rejection. Irritability, conceit, and boorish behaviour may take the place of the more usual euphoric sociability. The disturbances of mood and behaviour are not accompanied by hallucinations or delusions.

F30.1

Mania without psychotic symptoms

Mood is elevated out of keeping with the patient's circumstances and may vary from carefree joviality to almost uncontrollable excitement. Elation is accompanied by increased energy, resulting in overactivity, pressure of speech, and a decreased need for sleep. Attention cannot be sustained, and there is often marked distractibility. Self-esteem is often inflated with grandiose ideas and overconfidence. Loss of normal social inhibitions may result in behaviour that is reckless, foolhardy, or inappropriate to the circumstances, and out of character.

F30.2 Mania with psychotic symptoms

In addition to the clinical picture described in F30.1, delusions (usually grandiose) or hallucinations (usually of voices speaking directly to the patient) are present, or the excitement, excessive motor activity, and flight of ideas are so extreme that the subject is incomprehensible or inaccessible to ordinary communication.

Mania with:

- mood-congruent psychotic symptoms
- mood-incongruent psychotic symptoms

Manic stupor

F30.8 Other manic episodes

F30.9 Manic episode, unspecified

Mania NOS

F31

Bipolar affective disorder

A disorder characterized by two or more episodes in which the patient's mood and activity levels are significantly disturbed, this disturbance consisting on some occasions of an elevation of mood and increased energy and activity (hypomania or mania) and on others of a lowering of mood and decreased energy and activity (depression). Repeated episodes of hypomania or mania only are classified as bipolar.

Includes: manic-depressive:

- illness
- psychosis
- reaction

Excludes: bipolar disorder, single manic episode (F30.-)
cyclothymia (F34.0)

F31.0 Bipolar affective disorder, current episode hypomanic

The patient is currently hypomanic, and has had at least one other affective episode (hypomanic, manic, depressive, or mixed) in the past.

F31.1 Bipolar affective disorder, current episode manic without psychotic symptoms

The patient is currently manic, without psychotic symptoms (as in F30.1), and has had at least one other affective episode (hypomanic, manic, depressive, or mixed) in the past.

- F31.2** **Bipolar affective disorder, current episode manic with psychotic symptoms**
The patient is currently manic, with psychotic symptoms (as in F30.2), and has had at least one other affective episode (hypomanic, manic, depressive, or mixed) in the past.
- F31.3** **Bipolar affective disorder, current episode mild or moderate depression**
The patient is currently depressed, as in a depressive episode of either mild or moderate severity (F32.0 or F32.1), and has had at least one authenticated hypomanic, manic, or mixed affective episode in the past.
- F31.4** **Bipolar affective disorder, current episode severe depression without psychotic symptoms**
The patient is currently depressed, as in severe depressive episode without psychotic symptoms (F32.2), and has had at least one authenticated hypomanic, manic, or mixed affective episode in the past.
- F31.5** **Bipolar affective disorder, current episode severe depression with psychotic symptoms**
The patient is currently depressed, as in severe depressive episode with psychotic symptoms (F32.3), and has had at least one authenticated hypomanic, manic, or mixed affective episode in the past.
- F31.6** **Bipolar affective disorder, current episode mixed**
The patient has had at least one authenticated hypomanic, manic, depressive, or mixed affective episode in the past, and currently exhibits either a mixture or a rapid alteration of manic and depressive symptoms.

Excludes: single mixed affective episode (F38.0)
- F31.7** **Bipolar affective disorder, currently in remission**
The patient has had at least one authenticated hypomanic, manic, or mixed affective episode in the past, and at least one other affective episode (hypomanic, manic, depressive, or mixed) in addition, but is not currently suffering from any significant mood disturbance, and has not done so for several months. Periods of remission during prophylactic treatment should be coded here.
- F31.8** **Other bipolar affective disorders**
Bipolar II disorder
Recurrent manic episodes NOS
- F31.9** **Bipolar affective disorder, unspecified**

F32

Depressive episode

In typical mild, moderate, or severe depressive episodes, the patient suffers from lowering of mood, reduction of energy, and decrease in activity. Capacity for enjoyment, interest, and concentration is reduced, and marked tiredness after even minimum effort is common. Sleep is usually disturbed and appetite diminished. Self-esteem and self-confidence are almost always reduced and, even in the mild form, some ideas of guilt or worthlessness are often present. The lowered mood varies little from day to day, is unresponsive to circumstances and may be accompanied by so-called "somatic" symptoms, such as loss of interest and pleasurable feelings, waking in the morning several hours before the usual time, depression worst in the morning, marked psychomotor retardation, agitation, loss of appetite, weight loss, and loss of libido. Depending upon the number and severity of the symptoms, a depressive episode may be specified as mild, moderate or severe.

- Includes:* single episodes of:
- depressive reaction
 - psychogenic depression
 - reactive depression

Excludes: adjustment disorder (F43.2)
recurrent depressive disorder (F33.-)
when associated with conduct disorders in F91.- (F92.0)

F32.0 Mild depressive episode

Two or three of the above symptoms are usually present. The patient is usually distressed by these but will probably be able to continue with most activities.

F32.1 Moderate depressive episode

Four or more of the above symptoms are usually present and the patient is likely to have great difficulty in continuing with ordinary activities.

F32.2 Severe depressive episode without psychotic symptoms

An episode of depression in which several of the above symptoms are marked and distressing, typically loss of self-esteem and ideas of worthlessness or guilt. Suicidal thoughts and acts are common and a number of "somatic" symptoms are usually present.

Agitated depression
Major depression
Vital depression } single episode without psychotic symptoms

F32.3 Severe depressive episode with psychotic symptoms

An episode of depression as described in F32.2, but with the presence of hallucinations, delusions, psychomotor retardation, or stupor so severe that ordinary social activities are impossible; there may be danger to life from suicide, dehydration, or starvation. The hallucinations and delusions may or may not be mood-congruent.

Single episodes of:

- major depression with psychotic symptoms
- psychogenic depressive psychosis
- psychotic depression
- reactive depressive psychosis

F32.8 Other depressive episodes

Atypical depression

Single episodes of "masked" depression NOS

F32.9 Depressive episode, unspecified

Depression NOS

Depressive disorder NOS

F33

Recurrent depressive disorder

A disorder characterized by repeated episodes of depression as described for depressive episode (F32.-), without any history of independent episodes of mood elevation and increased energy (mania). There may, however, be brief episodes of mild mood elevation and overactivity (hypomania) immediately after a depressive episode, sometimes precipitated by antidepressant treatment. The more severe forms of recurrent depressive disorder (F33.2 and F33.3) have much in common with earlier concepts such as manic-depressive depression, melancholia, vital depression and endogenous depression. The first episode may occur at any age from childhood to old age, the onset may be either acute or insidious, and the duration varies from a few weeks to many months. The risk that a patient with recurrent depressive disorder will have an episode of mania never disappears completely, however many depressive episodes have been experienced. If such an episode does occur, the diagnosis should be changed to bipolar affective disorder (F31.-).

Includes: recurrent episodes of:

- depressive reaction
- psychogenic depression
- reactive depression

seasonal depressive disorder

Excludes: recurrent brief depressive episodes (F38.1)

INTERNATIONAL CLASSIFICATION OF DISEASES

- F33.0 Recurrent depressive disorder, current episode mild**
A disorder characterized by repeated episodes of depression, the current episode being mild, as in F32.0, and without any history of mania.
- F33.1 Recurrent depressive disorder, current episode moderate**
A disorder characterized by repeated episodes of depression, the current episode being of moderate severity, as in F32.1, and without any history of mania.
- F33.2 Recurrent depressive disorder, current episode severe without psychotic symptoms**
A disorder characterized by repeated episodes of depression, the current episode being severe without psychotic symptoms, as in F32.2, and without any history of mania.
- Endogenous depression without psychotic symptoms
Major depression, recurrent without psychotic symptoms
Manic-depressive psychosis, depressed type without psychotic symptoms
Vital depression, recurrent without psychotic symptoms
- F33.3 Recurrent depressive disorder, current episode severe with psychotic symptoms**
A disorder characterized by repeated episodes of depression, the current episode being severe with psychotic symptoms, as in F32.3, and with no previous episodes of mania.
- Endogenous depression with psychotic symptoms
Manic-depressive psychosis, depressed type with psychotic symptoms
Recurrent severe episodes of:
- major depression with psychotic symptoms
 - psychogenic depressive psychosis
 - psychotic depression
 - reactive depressive psychosis
- F33.4 Recurrent depressive disorder, currently in remission**
The patient has had two or more depressive episodes as described in F33.0-F33.3, in the past, but has been free from depressive symptoms for several months.
- F33.8 Other recurrent depressive disorders**
- F33.9 Recurrent depressive disorder, unspecified**
Monopolar depression NOS

F34

Persistent mood [affective] disorders

Persistent and usually fluctuating disorders of mood in which the majority of the individual episodes are not sufficiently severe to warrant being described as hypomanic or mild depressive episodes. Because they last for many years, and sometimes for the greater part of the patient's adult life, they involve considerable distress and disability. In some instances, recurrent or single manic or depressive episodes may become superimposed on a persistent affective disorder.

F34.0

Cyclothymia

A persistent instability of mood involving numerous periods of depression and mild elation, none of which is sufficiently severe or prolonged to justify a diagnosis of bipolar affective disorder (F31.-) or recurrent depressive disorder (F33.-). This disorder is frequently found in the relatives of patients with bipolar affective disorder. Some patients with cyclothymia eventually develop bipolar affective disorder.

Affective personality disorder
Cycloid personality
Cyclothymic personality

F34.1

Dysthymia

A chronic depression of mood, lasting at least several years, which is not sufficiently severe, or in which individual episodes are not sufficiently prolonged, to justify a diagnosis of severe, moderate, or mild recurrent depressive disorder (F33.-).

Depressive:

- neurosis
- personality disorder

Neurotic depression
Persistent anxiety depression

Excludes: anxiety depression (mild or not persistent) (F41.2)

F34.8

Other persistent mood [affective] disorders

F34.9

Persistent mood [affective] disorder, unspecified

F38

Other mood [affective] disorders

Any other mood disorders that do not justify classification to F30-F34, because they are not of sufficient severity or duration.

F38.0

Other single mood [affective] disorders

Mixed affective episode

F38.1

Other recurrent mood [affective] disorders

Recurrent brief depressive episodes

F38.8

Other specified mood [affective] disorders

F39

Unspecified mood [affective] disorder

Affective psychosis NOS

**Neurotic, stress-related and somatoform disorders
(F40-F48)**

Excludes: when associated with conduct disorder in F91.- (F92.8)

F40

Phobic anxiety disorders

A group of disorders in which anxiety is evoked only, or predominantly, in certain well-defined situations that are not currently dangerous. As a result these situations are characteristically avoided or endured with dread. The patient's concern may be focused on individual symptoms like palpitations or feeling faint and is often associated with secondary fears of dying, losing control, or going mad. Contemplating entry to the phobic situation usually generates anticipatory anxiety. Phobic anxiety and depression often coexist. Whether two diagnoses, phobic anxiety and depressive episode, are needed, or only one, is determined by the time course of the two conditions and by therapeutic considerations at the time of consultation.

F40.0 Agoraphobia

A fairly well-defined cluster of phobias embracing fears of leaving home, entering shops, crowds and public places, or traveling alone in trains, buses or planes. Panic disorder is a frequent feature of both present and past episodes. Depressive and obsessional symptoms and social phobias are also commonly present as subsidiary features. Avoidance of the phobic situation is often prominent, and some agoraphobics experience little anxiety because they are able to avoid their phobic situations.

Agoraphobia without history of panic disorder
Panic disorder with agoraphobia

F40.1 Social phobias

Fear of scrutiny by other people leading to avoidance of social situations. More pervasive social phobias are usually associated with low self-esteem and fear of criticism. They may present as a complaint of blushing, hand tremor, nausea, or urgency of micturition, the patient sometimes being convinced that one of these secondary manifestations of their anxiety is the primary problem. Symptoms may progress to panic attacks.

Anthropophobia
Social neurosis

F40.2 Specific (isolated) phobias

Phobias restricted to highly specific situations such as proximity to particular animals, heights, thunder, darkness, flying, closed spaces, urinating or defecating in public toilets, eating certain foods, dentistry, or the sight of blood or injury. Though the triggering situation is discrete, contact with it can evoke panic as in agoraphobia or social phobia.

Acrophobia
Animal phobias
Claustrophobia
Simple phobia

Excludes: dysmorphophobia (nondelusional) (F45.2)
nosophobia (F45.2)

F40.8 Other phobic anxiety disorders

F40.9 Phobic anxiety disorder, unspecified

Phobia NOS

Phobic state NOS

F41

Other anxiety disorders

Disorders in which manifestation of anxiety is the major symptom and is not restricted to any particular environmental situation. Depressive and obsessional symptoms, and even some elements of phobic anxiety, may also be present, provided that they are clearly secondary or less severe.

F41.0 Panic disorder [episodic paroxysmal anxiety]

The essential feature is recurrent attacks of severe anxiety (panic), which are not restricted to any particular situation or set of circumstances and are therefore unpredictable. As with other anxiety disorders, the dominant symptoms include sudden onset of palpitations, chest pain, choking sensations, dizziness, and feelings of unreality (depersonalization or derealization). There is often also a secondary fear of dying, losing control, or going mad. Panic disorder should not be given as the main diagnosis if the patient has a depressive disorder at the time the attacks start; in these circumstances the panic attacks are probably secondary to depression.

Panic:

- attack
- state

Excludes: panic disorder with agoraphobia (F40.0)

F41.1 Generalized anxiety disorder

Anxiety that is generalized and persistent but not restricted to, or even strongly predominating in, any particular environmental circumstances (i.e. it is "free-floating"). The dominant symptoms are variable but include complaints of persistent nervousness, trembling, muscular tensions, sweating, lightheadedness, palpitations, dizziness, and epigastric discomfort. Fears that the patient or a relative will shortly become ill or have an accident are often expressed.

Anxiety:

- neurosis
- reaction
- state

Excludes: neurasthenia (F48.0)

F41.2 Mixed anxiety and depressive disorder

This category should be used when symptoms of anxiety and depression are both present, but neither is clearly predominant, and neither type of symptom is present to the extent that justifies a diagnosis if considered separately. When both anxiety and depressive symptoms are present and severe enough to justify individual diagnoses, both diagnoses should be recorded and this category should not be used.

Anxiety depression (mild or not persistent)

F41.3 Other mixed anxiety disorders

Symptoms of anxiety mixed with features of other disorders in F42-F48. Neither type of symptom is severe enough to justify a diagnosis if considered separately.

F41.8 Other specified anxiety disorders

Anxiety hysteria

F41.9 Anxiety disorder, unspecified

Anxiety NOS

F42

Obsessive-compulsive disorder

The essential feature is recurrent obsessional thoughts or compulsive acts. Obsessional thoughts are ideas, images, or impulses that enter the patient's mind again and again in a stereotyped form. They are almost invariably distressing and the patient often tries, unsuccessfully, to resist them. They are, however, recognized as his or her own thoughts, even though they are involuntary and often repugnant. Compulsive acts or rituals are stereotyped behaviours that are repeated again and again. They are not inherently enjoyable, nor do they result in the completion of inherently useful tasks. Their function is to prevent some objectively unlikely event, often involving harm to or caused by the patient, which he or she fears might otherwise occur. Usually, this behaviour is recognized by the patient as pointless or ineffectual and repeated attempts are made to resist. Anxiety is almost invariably present. If compulsive acts are resisted the anxiety gets worse.

Includes: anankastic neurosis
obsessive-compulsive neurosis

Excludes: obsessive-compulsive personality (disorder) (F60.5)

F42.0 **Predominantly obsessional thoughts or ruminations**

These may take the form of ideas, mental images, or impulses to act, which are nearly always distressing to the subject. Sometimes the ideas are an indecisive, endless consideration of alternatives, associated with an inability to make trivial but necessary decisions in day-to-day living. The relationship between obsessional ruminations and depression is particularly close and a diagnosis of obsessive-compulsive disorder should be preferred only if ruminations arise or persist in the absence of a depressive episode.

F42.1 **Predominantly compulsive acts [obsessional rituals]**

The majority of compulsive acts are concerned with cleaning (particularly handwashing), repeated checking to ensure that a potentially dangerous situation has not been allowed to develop, or orderliness and tidiness. Underlying the overt behaviour is a fear, usually of danger either to or caused by the patient, and the ritual is an ineffectual or symbolic attempt to avert that danger.

F42.2 **Mixed obsessional thoughts and acts**

F42.8 **Other obsessive-compulsive disorders**

F42.9 **Obsessive-compulsive disorder, unspecified**

F43

Reaction to severe stress, and adjustment disorders

This category differs from others in that it includes disorders identifiable on the basis of not only symptoms and course but also the existence of one or other of two causative influences: an exceptionally stressful life event producing an acute stress reaction, or a significant life change leading to continued unpleasant circumstances that result in an adjustment disorder. Although less severe psychosocial stress ("life events") may precipitate the onset or contribute to the presentation of a very wide range of disorders classified elsewhere in this chapter, its etiological importance is not always clear and in each case will be found to depend on individual, often idiosyncratic, vulnerability, i.e. the life events are neither necessary nor sufficient to explain the occurrence and form of the disorder. In contrast, the disorders brought together here are thought to arise always as a direct consequence of acute severe stress or continued trauma. The stressful events or the continuing unpleasant circumstances are the primary and overriding causal factor and the disorder would not have occurred without their impact. The disorders in this section can thus be regarded as maladaptive responses to severe or continued stress, in that they interfere with successful coping mechanisms and therefore lead to problems of social functioning.

F43.0 Acute stress reaction

A transient disorder that develops in an individual without any other apparent mental disorder in response to exceptional physical and mental stress and that usually subsides within hours or days. Individual vulnerability and coping capacity play a role in the occurrence and severity of acute stress reactions. The symptoms show a typically mixed and changing picture and include an initial state of "daze" with some constriction of the field of consciousness and narrowing of attention, inability to comprehend stimuli, and disorientation. This state may be followed either by further withdrawal from the surrounding situation (to the extent of a dissociative stupor-F44.2), or by agitation and over-activity (flight reaction or fugue). Autonomic signs of panic anxiety (tachycardia, sweating, flushing) are commonly present. The symptoms usually appear within minutes of the impact of the stressful stimulus or event, and disappear within two to three days (often within hours). Partial or complete amnesia (F44.0) for the episode may be present. If the symptoms persist, a change in diagnosis should be considered.

Acute:

- crisis reaction
- reaction to stress

Combat fatigue

Crisis state

Psychic shock

F43.1 Post-traumatic stress disorder

Arises as a delayed or protracted response to a stressful event or situation (of either brief or long duration) of an exceptionally threatening or catastrophic nature, which is likely to cause pervasive distress in almost anyone. Predisposing factors, such as personality traits (e.g. compulsive, asthenic) or previous history of neurotic illness, may lower the threshold for the development of the syndrome or aggravate its course, but they are neither necessary nor sufficient to explain its occurrence. Typical features include episodes of repeated reliving of the trauma in intrusive memories ("flashbacks"), dreams or nightmares, occurring against the persisting background of a sense of "numbness" and emotional blunting, detachment from other people, unresponsiveness to surroundings, anhedonia, and avoidance of activities and situations reminiscent of the trauma. There is usually a state of autonomic hyperarousal with hypervigilance, an enhanced startle reaction, and insomnia. Anxiety and depression are commonly associated with the above symptoms and signs, and suicidal ideation is not infrequent. The onset follows the trauma with a latency period that may range from a few weeks to months. The course is fluctuating but recovery can be expected in the majority of cases. In a small proportion of cases the condition may follow a chronic course over many years, with eventual transition to an enduring personality change (F62.0).

Traumatic neurosis

F43.2 Adjustment disorders

States of subjective distress and emotional disturbance, usually interfering with social functioning and performance, arising in the period of adaptation to a significant life change or a stressful life event. The stressor may have affected the integrity of an individual's social network (bereavement, separation experiences) or the wider system of social supports and values (migration, refugee status), or represented a major developmental transition or crisis (going to school, becoming a parent, failure to attain a cherished personal goal, retirement). Individual predisposition or vulnerability plays an important role in the risk of occurrence and the shaping of the manifestations of adjustment disorders, but it is nevertheless assumed that the condition would not have arisen without the stressor. The manifestations vary and include depressed mood, anxiety or worry (or mixture of these), a feeling of inability to cope, plan ahead, or continue in the present situation, as well as some degree of disability in the performance of daily routine. Conduct disorders may be an associated feature, particularly in adolescents. The predominant feature may be a brief or prolonged depressive reaction, or a disturbance of other emotions and conduct.

Culture shock
Grief reaction
Hospitalism in children

Excludes: separation anxiety disorder of childhood (F93.0)

F43.8 Other reactions to severe stress

F43.9 Reaction to severe stress, unspecified

F44

Dissociative [conversion] disorders

The common themes that are shared by dissociative or conversion disorders are a partial or complete loss of the normal integration between memories of the past, awareness of identity and immediate sensations, and control of bodily movements. All types of dissociative disorders tend to remit after a few weeks or months, particularly if their onset is associated with a traumatic life event. More chronic disorders, particularly paralyses and anaesthesias, may develop if the onset is associated with insoluble problems or interpersonal difficulties. These disorders have previously been classified as various types of "conversion hysteria". They are presumed to be psychogenic in origin, being associated closely in time with traumatic events, insoluble and intolerable problems, or disturbed relationships. The symptoms often represent the patient's concept of how a physical illness would be manifest. Medical examination and investigation do not reveal the presence of any known physical or neurological disorder. In addition, there is evidence that the loss of function is an expression of emotional conflicts or needs. The symptoms may develop in close relationship to psychological stress, and often appear suddenly. Only disorders of physical functions normally under voluntary control and loss of sensations are included here. Disorders involving pain and other complex physical sensations mediated by the autonomic nervous system are classified under somatization disorder (F45.0). The possibility of the later appearance of serious physical or psychiatric disorders should always be kept in mind.

Includes: conversion:
• hysteria
• reaction
hysteria
hysterical psychosis

Excludes: malingering [conscious simulation] (Z76.5)

F44.0 Dissociative amnesia

The main feature is loss of memory, usually of important recent events, that is not due to organic mental disorder, and is too great to be explained by ordinary forgetfulness or fatigue. The amnesia is usually centred on traumatic events, such as accidents or unexpected bereavements, and is usually partial and selective. Complete and generalized amnesia is rare, and is usually part of a fugue (F44.1). If this is the case, the disorder should be classified as such. The diagnosis should not be made in the presence of organic brain disorders, intoxication, or excessive fatigue.

Excludes: alcohol- or other psychoactive substance-induced amnesic disorder (F10-F19 with common fourth character .6)
amnesia:

- NOS (R41.3)
- anterograde (R41.1)
- retrograde (R41.2)

nonalcoholic organic amnesic syndrome (F04)
postictal amnesia in epilepsy (G40.-)

F44.1 Dissociative fugue

Dissociative fugue has all the features of dissociative amnesia, plus purposeful travel beyond the usual everyday range. Although there is amnesia for the period of the fugue, the patient's behaviour during this time may appear completely normal to independent observers.

Excludes: postictal fugue in epilepsy (G40.-)

F44.2 Dissociative stupor

Dissociative stupor is diagnosed on the basis of a profound diminution or absence of voluntary movement and normal responsiveness to external stimuli such as light, noise, and touch, but examination and investigation reveal no evidence of a physical cause. In addition, there is positive evidence of psychogenic causation in the form of recent stressful events or problems.

Excludes: organic catatonic disorder (F06.1)
stupor:

- NOS (R40.1)
- catatonic (F20.2)
- depressive (F31-F33)
- manic (F30.2)

F44.3 Trance and possession disorders

Disorders in which there is a temporary loss of the sense of personal identity and full awareness of the surroundings. Include here only trance states that are involuntary or unwanted, occurring outside religious or culturally accepted situations.

Excludes: states associated with:

- acute and transient psychotic disorders (F23.-)
- organic personality disorder (F07.0)
- postconcussional syndrome (F07.2)
- psychoactive substance intoxication (F10-F19 with common fourth character .0)
- schizophrenia (F20.-)

F44.4 Dissociative motor disorders

In the commonest varieties there is loss of ability to move the whole or a part of a limb or limbs. There may be close resemblance to almost any variety of ataxia, apraxia, akinesia, aphonia, dysarthria, dyskinesia, seizures, or paralysis.

Psychogenic:

- aphonia
- dysphonia

F44.5 Dissociative convulsions

Dissociative convulsions may mimic epileptic seizures very closely in terms of movements, but tongue-biting, bruising due to falling, and incontinence of urine are rare, and consciousness is maintained or replaced by a state of stupor or trance.

F44.6 Dissociative anaesthesia and sensory loss

Anaesthetic areas of skin often have boundaries that make it clear that they are associated with the patient's ideas about bodily functions, rather than medical knowledge. There may be differential loss between the sensory modalities which cannot be due to a neurological lesion. Sensory loss may be accompanied by complaints of paraesthesia. Loss of vision and hearing are rarely total in dissociative disorders.

Psychogenic deafness

F44.7 Mixed dissociative [conversion] disorders

Combination of disorders specified in F44.0-F44.6

F44.8 Other dissociative [conversion] disorders

Ganser's syndrome

Multiple personality

Psychogenic:

- confusion
- twilight state

F44.9 Dissociative [conversion] disorder, unspecified

F45

Somatoform disorders

The main feature is repeated presentation of physical symptoms together with persistent requests for medical investigations, in spite of repeated negative findings and reassurances by doctors that the symptoms have no physical basis. If any physical disorders are present, they do not explain the nature and extent of the symptoms or the distress and preoccupation of the patient.

Excludes: dissociative disorders (F44.-)
hair-plucking (F98.4)
lalling (F80.0)
lispings (F80.8)
nail-biting (F98.8)
psychological or behavioural factors associated with disorders or diseases classified elsewhere (F54)
sexual dysfunction, not caused by organic disorder or disease (F52.-)
thumb-sucking (F98.8)
tic disorders (in childhood and adolescence) (F95.-)
Tourette's syndrome (F95.2)
trichotillomania (F63.3)

F45.0 Somatization disorder

The main features are multiple, recurrent and frequently changing physical symptoms of at least two years' duration. Most patients have a long and complicated history of contact with both primary and specialist medical care services, during which many negative investigations or fruitless exploratory operations may have been carried out. Symptoms may be referred to any part or system of the body. The course of the disorder is chronic and fluctuating, and is often associated with disruption of social, interpersonal, and family behaviour. Short-lived (less than two years) and less striking symptom patterns should be classified under undifferentiated somatoform disorder (F45.1).

Briquet's disorder
Multiple psychosomatic disorder

Excludes: malingering [conscious simulation] (Z76.5)

F45.1 Undifferentiated somatoform disorder

When somatoform complaints are multiple, varying and persistent, but the complete and typical clinical picture of somatization disorder is not fulfilled, the diagnosis of undifferentiated somatoform disorder should be considered.

Undifferentiated psychosomatic disorder

F45.2 Hypochondriacal disorder

The essential feature is a persistent preoccupation with the possibility of having one or more serious and progressive physical disorders. Patients manifest persistent somatic complaints or a persistent preoccupation with their physical appearance. Normal or commonplace sensations and appearances are often interpreted by patients as abnormal and distressing, and attention is usually focused upon only one or two organs or systems of the body. Marked depression and anxiety are often present, and may justify additional diagnoses.

Body dysmorphic disorder
Dysmorphophobia (nondelusional)
Hypochondriacal neurosis
Hypochondriasis
Nosophobia

Excludes: delusional dysmorphophobia (F22.8)
fixed delusions about bodily functions or shape (F22.-)

F45.3 Somatoform autonomic dysfunction

Symptoms are presented by the patient as if they were due to a physical disorder of a system or organ that is largely or completely under autonomic innervation and control, i.e. the cardiovascular, gastrointestinal, respiratory and urogenital systems. The symptoms are usually of two types, neither of which indicates a physical disorder of the organ or system concerned. First, there are complaints based upon objective signs of autonomic arousal, such as palpitations, sweating, flushing, tremor, and expression of fear and distress about the possibility of a physical disorder. Second, there are subjective complaints of a nonspecific or changing nature such as fleeting aches and pains, sensations of burning, heaviness, tightness, and feelings of being bloated or distended, which are referred by the patient to a specific organ or system.

Cardiac neurosis

Da Costa's syndrome

Gastric neurosis

Neurocirculatory asthenia

Psychogenic forms of:

- aerophagy
- cough
- diarrhoea
- dyspepsia
- dysuria
- flatulence
- hiccough
- hyperventilation
- increased frequency of micturition
- irritable bowel syndrome
- pylorospasm

Excludes: psychological and behavioural factors associated with disorders or diseases classified elsewhere (F54)

F45.4 Persistent somatoform pain disorder

The predominant complaint is of persistent, severe, and distressing pain, which cannot be explained fully by a physiological process or a physical disorder, and which occurs in association with emotional conflict or psychosocial problems that are sufficient to allow the conclusion that they are the main causative influences. The result is usually a marked increase in support and attention, either personal or medical. Pain presumed to be of psychogenic origin occurring during the course of depressive disorders or schizophrenia should not be included here.

Psychalgia

Psychogenic:

- backache
- headache

Somatoform pain disorder

Excludes: backache NOS (M54.9)

pain:

- NOS (R52.9)
- acute (R52.0)
- chronic (R52.2)
- intractable (R52.1)

tension headache (G44.2)

F45.8 Other somatoform disorders

Any other disorders of sensation, function and behaviour, not due to physical disorders, which are not mediated through the autonomic nervous system, which are limited to specific systems or parts of the body, and which are closely associated in time with stressful events or problems.

Psychogenic:

- dysmenorrhoea
- dysphagia, including "globus hystericus"
- pruritus
- torticollis

Teeth-grinding

F45.9 Somatoform disorder, unspecified

Psychosomatic disorder NOS

F48

Other neurotic disorders

F48.0

Neurasthenia

Considerable cultural variations occur in the presentation of this disorder, and two main types occur, with substantial overlap. In one type, the main feature is a complaint of increased fatigue after mental effort, often associated with some decrease in occupational performance or coping efficiency in daily tasks. The mental fatiguability is typically described as an unpleasant intrusion of distracting associations or recollections, difficulty in concentrating, and generally inefficient thinking. In the other type, the emphasis is on feelings of bodily or physical weakness and exhaustion after only minimal effort, accompanied by a feeling of muscular aches and pains and inability to relax. In both types a variety of other unpleasant physical feelings is common, such as dizziness, tension headaches, and feelings of general instability. Worry about decreasing mental and bodily well-being, irritability, anhedonia, and varying minor degrees of both depression and anxiety are all common. Sleep is often disturbed in its initial and middle phases but hypersomnia may also be prominent.

Fatigue syndrome

Use additional code, if desired, to identify previous physical illness.

Excludes: asthenia NOS (R53)
 burn-out (Z73.0)
 malaise and fatigue (R53)
 postviral fatigue syndrome (G93.3)
 psychasthenia (F48.8)

F48.1

Depersonalization-derealization syndrome

A rare disorder in which the patient complains spontaneously that his or her mental activity, body, and surroundings are changed in their quality, so as to be unreal, remote, or automatized. Among the varied phenomena of the syndrome, patients complain most frequently of loss of emotions and feelings of estrangement or detachment from their thinking, their body, or the real world. In spite of the dramatic nature of the experience, the patient is aware of the unreality of the change. The sensorium is normal and the capacity for emotional expression intact. Depersonalization-derealization symptoms may occur as part of a diagnosable schizophrenic, depressive, phobic, or obsessive-compulsive disorder. In such cases the diagnosis should be that of the main disorder.

F48.8 **Other specified neurotic disorders**
Dhat syndrome
Occupational neurosis, including writer's cramp
Psychasthenia
Psychasthenic neurosis
Psychogenic syncope

F48.9 **Neurotic disorder, unspecified**
Neurosis NOS

Behavioural syndromes associated with physiological disturbances and physical factors (F50-F59)

F50

Eating disorders

Excludes: anorexia NOS (R63.0)
feeding:
• difficulties and mismanagement (R63.3)
• disorder of infancy or childhood (F98.2)
polyphagia (R63.2)

F50.0

Anorexia nervosa

A disorder characterized by deliberate weight loss, induced and sustained by the patient. It occurs most commonly in adolescent girls and young women, but adolescent boys and young men may also be affected, as may children approaching puberty and older women up to the menopause. The disorder is associated with a specific psychopathology whereby a dread of fatness and flabbiness of body contour persists as an intrusive overvalued idea, and the patients impose a low weight threshold on themselves. There is usually undernutrition of varying severity with secondary endocrine and metabolic changes and disturbances of bodily function. The symptoms include restricted dietary choice, excessive exercise, induced vomiting and purgation, and use of appetite suppressants and diuretics.

Excludes: loss of appetite (R63.0)
• psychogenic (F50.8)

F50.1 Atypical anorexia nervosa

Disorders that fulfill some of the features of anorexia nervosa but in which the overall clinical picture does not justify that diagnosis. For instance, one of the key symptoms, such as amenorrhoea or marked dread of being fat, may be absent in the presence of marked weight loss and weight-reducing behaviour. This diagnosis should not be made in the presence of known physical disorders associated with weight loss.

F50.2 Bulimia nervosa

A syndrome characterized by repeated bouts of overeating and an excessive preoccupation with the control of body weight, leading to a pattern of overeating followed by vomiting or use of purgatives. This disorder shares many psychological features with anorexia nervosa, including an over concern with body shape and weight. Repeated vomiting is likely to give rise to disturbances of body electrolytes and physical complications. There is often, but not always, a history of an earlier episode of anorexia nervosa, the interval ranging from a few months to several years.

Bulimia NOS

Hyperorexia nervosa

F50.3 Atypical bulimia nervosa

Disorders that fulfill some of the features of bulimia nervosa, but in which the overall clinical picture does not justify that diagnosis. For instance, there may be recurrent bouts of overeating and overuse of purgatives without significant weight change, or the typical over concern about body shape and weight may be absent.

F50.4 Overeating associated with other psychological disturbances

Overeating due to stressful events, such as bereavement, accident, childbirth, etc.

Psychogenic overeating

Excludes: obesity (E66.-)

F50.5 Vomiting associated with other psychological disturbances

Repeated vomiting that occurs in dissociative disorders (F44.-) and hypochondriacal disorder (F45.2), and that is not solely due to conditions classified outside this chapter. This subcategory may also be used in addition to O21.- (excessive vomiting in pregnancy) when emotional factors are predominant in the causation of recurrent nausea and vomiting in pregnancy.

Psychogenic vomiting

Excludes: nausea (R11)
vomiting NOS (R11)

F50.8 Other eating disorders

Pica in adults
Psychogenic loss of appetite

Excludes: pica of infancy and childhood (F98.3)

F50.9 Eating disorder, unspecified

F51

Nonorganic sleep disorders

In many cases, a disturbance of sleep is one of the symptoms of another disorder, either mental or physical. Whether a sleep disorder in a given patient is an independent condition or simply one of the features of another disorder classified elsewhere, either in this chapter or in others, should be determined on the basis of its clinical presentation and course as well as on the therapeutic considerations and priorities at the time of the consultation. Generally, if the sleep disorder is one of the major complaints and is perceived as a condition in itself, the present code should be used along with other pertinent diagnoses describing the psychopathology and pathophysiology involved in a given case. This category includes only those sleep disorders in which emotional causes are considered to be a primary factor, and which are not due to identifiable physical disorders classified elsewhere.

Excludes: sleep disorders (organic) (G47.-)

F51.0 Nonorganic insomnia

A condition of unsatisfactory quantity and/or quality of sleep, which persists for a considerable period of time, including difficulty falling asleep, difficulty staying asleep, or early final wakening. Insomnia is a common symptom of many mental and physical disorders, and should be classified here in addition to the basic disorder only if it dominates the clinical picture.

Excludes: insomnia (organic) (G47.0)

F51.1 Nonorganic hypersomnia

Hypersomnia is defined as a condition of either excessive daytime sleepiness and sleep attacks (not accounted for by an inadequate amount of sleep) or prolonged transition to the fully aroused state upon awakening. In the absence of an organic factor for the occurrence of hypersomnia, this condition is usually associated with mental disorders.

Excludes: hypersomnia (organic) (G47.1)
narcolepsy (G47.4)

F51.2 Nonorganic disorder of the sleep-wake schedule

A lack of synchrony between the sleep-wake schedule and the desired sleep-wake schedule for the individual's environment, resulting in a complaint of either insomnia or hypersomnia.

Psychogenic inversion of:

- circadian
 - nyctohemeral
 - sleep
- } rhythm

Excludes: disorders of the sleep-wake schedule (organic) (G47.2)

F51.3 Sleepwalking [somnambulism]

A state of altered consciousness in which phenomena of sleep and wakefulness are combined. During a sleepwalking episode the individual arises from bed, usually during the first third of nocturnal sleep, and walks about, exhibiting low levels of awareness, reactivity, and motor skill. Upon awakening, there is usually no recall of the event.

F51.4 Sleep terrors [night terrors]

Nocturnal episodes of extreme terror and panic associated with intense vocalization, motility, and high levels of autonomic discharge. The individual sits up or gets up, usually during the first third of nocturnal sleep, with a panicky scream. Quite often he or she rushes to the door as if trying to escape, although very seldom leaves the room. Recall of the event, if any, is very limited (usually to one or two fragmentary mental images).

F51.5 Nightmares

Dream experiences loaded with anxiety or fear. There is very detailed recall of the dream content. The dream experience is very vivid and usually includes themes involving threats to survival, security, or self-esteem. Quite often there is a recurrence of the same or similar frightening nightmare themes. During a typical episode there is a degree of autonomic discharge but no appreciable vocalization or body motility. Upon awakening the individual rapidly becomes alert and oriented.

Dream anxiety disorder

F51.8 Other nonorganic sleep disorders

F51.9 Nonorganic sleep disorder, unspecified

Emotional sleep disorder NOS

F52

Sexual dysfunction, not caused by organic disorder or disease

Sexual dysfunction covers the various ways in which an individual is unable to participate in a sexual relationship as he or she would wish. Sexual response is a psychosomatic process and both psychological and somatic processes are usually involved in the causation of sexual dysfunction.

Excludes: Dhat syndrome (F48.8)

F52.0 Lack or loss of sexual desire

Loss of sexual desire is the principal problem and is not secondary to other sexual difficulties, such as erectile failure or dyspareunia.

Frigidity

Hypoactive sexual desire disorder

- F52.1 Sexual aversion and lack of sexual enjoyment**
Either the prospect of sexual interaction produces sufficient fear or anxiety that sexual activity is avoided (sexual aversion) or sexual responses occur normally and orgasm is experienced but there is a lack of appropriate pleasure (lack of sexual enjoyment).
- Anhedonia (sexual)
- F52.2 Failure of genital response**
The principal problem in men is erectile dysfunction (difficulty in developing or maintaining an erection suitable for satisfactory intercourse). In women, the principal problem is vaginal dryness or failure of lubrication.
- Female sexual arousal disorder
Male erectile disorder
Psychogenic impotence
- Excludes:* impotence of organic origin (N48.4)
- F52.3 Orgasmic dysfunction**
Orgasm either does not occur or is markedly delayed.
- Inhibited orgasm (male)(female)
Psychogenic anorgasmy
- F52.4 Premature ejaculation**
The inability to control ejaculation sufficiently for both partners to enjoy sexual interaction.
- F52.5 Nonorganic vaginismus**
Spasm of the pelvic floor muscles that surround the vagina, causing occlusion of the vaginal opening. Penile entry is either impossible or painful.
- Psychogenic vaginismus
- Excludes:* vaginismus (organic) (N94.2)

- F52.6** **Nonorganic dyspareunia**
Dyspareunia (or pain during sexual intercourse) occurs in both women and men. It can often be attributed to local pathology and should then properly be categorized under the pathological condition. This category is to be used only if there is no primary nonorganic sexual dysfunction (e.g. vaginismus or vaginal dryness).
- Psychogenic dyspareunia
- Excludes:* dyspareunia (organic) (N94.1)
- F52.7** **Excessive sexual drive**
Nymphomania
Satyriasis
- F52.8** **Other sexual dysfunction, not caused by organic disorder or disease**
- F52.9** **Unspecified sexual dysfunction, not caused by organic disorder or disease**
- F53** **Mental and behavioural disorders associated with the puerperium, not elsewhere classified**
This category includes only mental disorders associated with the puerperium (commencing within six weeks of delivery) that do not meet the criteria for disorders classified elsewhere in this chapter, either because insufficient information is available, or because it is considered that special additional clinical features are present that make their classification elsewhere inappropriate.
- F53.0** **Mild mental and behavioural disorders associated with the puerperium, not elsewhere classified**
Depression:
• postnatal NOS
• postpartum NOS
- F53.1** **Severe mental and behavioural disorders associated with the puerperium, not elsewhere classified**
Puerperal psychosis NOS
- F53.8** **Other mental and behavioural disorders associated with the puerperium, not elsewhere classified**
- F53.9** **Puerperal mental disorder, unspecified**

F54

Psychological and behavioural factors associated with disorders or diseases classified elsewhere

This category should be used to record the presence of psychological or behavioural influences thought to have played a major part in the etiology of physical disorders which can be classified to other chapters. Any resulting mental disturbances are usually mild, and often prolonged (such as worry, emotional conflict, apprehension) and do not of themselves justify the use of any of the categories in this chapter.

Psychological factors affecting physical conditions

Examples of the use of this category are:

- asthma F54 and J45.-
- dermatitis F54 and L23-L25
- gastric ulcer F54 and K25.-
- mucous colitis F54 and K58.-
- ulcerative colitis F54 and K51.-
- urticaria F54 and L50.-

Use additional code, if desired, to identify the associated physical disorder.

Excludes: tension-type headache (G44.2)

F55

Abuse of non-dependence-producing substances

A wide variety of medicaments and folk remedies may be involved, but the particularly important groups are: (a) psychotropic drugs that do not produce dependence, such as antidepressants, (b) laxatives, and (c) analgesics that may be purchased without medical prescription, such as aspirin and paracetamol.

Persistent use of these substances often involves unnecessary contacts with medical professionals or supporting staff, and is sometimes accompanied by harmful physical effects of the substances. Attempts to dissuade or forbid the use of the substance are often met with resistance; for laxatives and analgesics this may be in spite of warnings about (or even the development of) physical harm such as renal dysfunction or electrolyte disturbances. Although it is usually clear that the patient has a strong motivation to take the substance, dependence or withdrawal symptoms do not develop as in the case of the psychoactive substances specified in F10-F19.

Abuse of:

- antacids
- herbal or folk remedies
- steroids or hormones
- vitamins

Laxative habit

Excludes: abuse of psychoactive substances (F10-F19)

F59

Unspecified behavioural syndromes associated with physiological disturbances and physical factors

Psychogenic physiological dysfunction NOS

Disorders of adult personality and behaviour (F60-F69)

This block includes a variety of conditions and behaviour patterns of clinical significance which tend to be persistent and appear to be the expression of the individual's characteristic lifestyle and mode of relating to himself or herself and others. Some of these conditions and patterns of behaviour emerge early in the course of individual development, as a result of both constitutional factors and social experience, while others are acquired later in life. Specific personality disorders (F60.-), mixed and other personality disorders (F61.-), and enduring personality changes (F62.-) are deeply ingrained and enduring behaviour patterns, manifesting as inflexible responses to a broad range of personal and social situations. They represent extreme or significant deviations from the way in which the average individual in a given culture perceives, thinks, feels and, particularly, relates to others. Such behaviour patterns tend to be stable and to encompass multiple domains of behaviour and psychological functioning. They are frequently, but not always, associated with various degrees of subjective distress and problems of social performance.

F60

Specific personality disorders

These are severe disturbances in the personality and behavioural tendencies of the individual; not directly resulting from disease, damage, or other insult to the brain, or from another psychiatric disorder; usually involving several areas of the personality; nearly always associated with considerable personal distress and social disruption; and usually manifest since childhood or adolescence and continuing throughout adulthood.

F60.0 Paranoid personality disorder

Personality disorder characterized by excessive sensitivity to setbacks, unforgiveness of insults; suspiciousness and a tendency to distort experience by misconstruing the neutral or friendly actions of others as hostile or contemptuous; recurrent suspicions, without justification, regarding the sexual fidelity of the spouse or sexual partner; and a combative and tenacious sense of personal rights. There may be excessive self-importance, and there is often excessive self-reference.

Personality (disorder):

- expansive paranoid
- fanatic
- querulant
- paranoid
- sensitive paranoid

Excludes: paranoia (F22.0)

- querulans (F22.8)

paranoid:

- psychosis (F22.0)
- schizophrenia (F20.0)
- state (F22.0)

F60.1 Schizoid personality disorder

Personality disorder characterized by withdrawal from affectional, social and other contacts with preference for fantasy, solitary activities, and introspection. There is a limited capacity to express feelings and to experience pleasure.

Excludes: Asperger's syndrome (F84.5)
delusional disorder (F22.0)
schizoid disorder of childhood (F84.5)
schizophrenia (F20.-)
schizotypal disorder (F21)

F60.2 Dissocial personality disorder

Personality disorder characterized by disregard for social obligations, and callous unconcern for the feelings of others. There is gross disparity between behaviour and the prevailing social norms. Behaviour is not readily modifiable by adverse experience, including punishment. There is a low tolerance to frustration and a low threshold for discharge of aggression, including violence; there is a tendency to blame others, or to offer plausible rationalizations for the behaviour bringing the patient into conflict with society.

Personality (disorder):

- amoral
- antisocial
- asocial
- psychopathic
- sociopathic

Excludes: conduct disorders (F91.-)
emotionally unstable personality disorder (F60.3)

F60.3 Emotionally unstable personality disorder

Personality disorder characterized by a definite tendency to act impulsively and without consideration of the consequences; the mood is unpredictable and capricious. There is a liability to outbursts of emotion and an incapacity to control the behavioural explosions. There is a tendency to quarrelsome behaviour and to conflicts with others, especially when impulsive acts are thwarted or censored. Two types may be distinguished: the impulsive type, characterized predominantly by emotional instability and lack of impulse control, and the borderline type, characterized in addition by disturbances in self-image, aims, and internal preferences, by chronic feelings of emptiness, by intense and unstable interpersonal relationships, and by a tendency to self-destructive behaviour, including suicide gestures and attempts.

Personality (disorder):

- aggressive
- borderline
- explosive

Excludes: dissocial personality disorder (F60.2)

F60.4 **Histrionic personality disorder**

Personality disorder characterized by shallow and labile affectivity, self-dramatization, theatricality, exaggerated expression of emotions, suggestibility, egocentricity, self-indulgence, lack of consideration for others, easily hurt feelings, and continuous seeking for appreciation, excitement and attention.

Personality (disorder):

- hysterical
- psychoinfantile

F60.5 **Anankastic personality disorder**

Personality disorder characterized by feelings of doubt, perfectionism, excessive conscientiousness, checking and preoccupation with details, stubbornness, caution, and rigidity. There may be insistent and unwelcome thoughts or impulses that do not attain the severity of an obsessive-compulsive disorder.

Personality (disorder):

- compulsive
- obsessional
- obsessive-compulsive

Excludes: obsessive-compulsive disorder (F42.-)

F60.6 **Anxious [avoidant] personality disorder**

Personality disorder characterized by feelings of tension and apprehension, insecurity and inferiority. There is a continuous yearning to be liked and accepted, a hypersensitivity to rejection and criticism with restricted personal attachments, and a tendency to avoid certain activities by habitual exaggeration of the potential dangers or risks in everyday situations.

F60.7 Dependent personality disorder

Personality disorder characterized by pervasive passive reliance on other people to make one's major and minor life decisions, great fear of abandonment, feelings of helplessness and incompetence, passive compliance with the wishes of elders and others, and a weak response to the demands of daily life. Lack of vigour may show itself in the intellectual or emotional spheres; there is often a tendency to transfer responsibility to others.

Personality (disorder):

- asthenic
- inadequate
- passive
- self-defeating

F60.8 Other specific personality disorders

Personality (disorder):

- eccentric
- "haltlose" type
- immature
- narcissistic
- passive-aggressive
- psychoneurotic

F60.9 Personality disorder, unspecified

Character neurosis NOS

Pathological personality NOS

F61

Mixed and other personality disorders

This category is intended for personality disorders that are often troublesome but do not demonstrate the specific pattern of symptoms that characterize the disorders described in F60.-. As a result they are often more difficult to diagnose than the disorders in F60.-.

Examples include:

- mixed personality disorders with features of several of the disorders in F60.- but without a predominant set of symptoms that would allow a more specific diagnosis
- troublesome personality changes, not classifiable to F60.- or F62.-, and regarded as secondary to a main diagnosis of a coexisting affective or anxiety disorder.

Excludes: accentuated personality traits (Z73.1)

F62

Enduring personality changes, not attributable to brain damage and disease

Disorders of adult personality and behaviour that have developed in persons with no previous personality disorder following exposure to catastrophic or excessive prolonged stress, or following a severe psychiatric illness. These diagnoses should be made only when there is evidence of a definite and enduring change in a person's pattern of perceiving, relating to, or thinking about the environment and himself or herself. The personality change should be significant and be associated with inflexible and maladaptive behaviour not present before the pathogenic experience. The change should not be a direct manifestation of another mental disorder or a residual symptom of any antecedent mental disorder.

Excludes: personality and behavioural disorder due to brain disease, damage and dysfunction (F07.-)

F62.0

Enduring personality change after catastrophic experience

Enduring personality change, present for at least two years, following exposure to catastrophic stress. The stress must be so extreme that it is not necessary to consider personal vulnerability in order to explain its profound effect on the personality. The disorder is characterized by a hostile or distrustful attitude toward the world, social withdrawal, feelings of emptiness or hopelessness, a chronic feeling of "being on edge" as if constantly threatened, and estrangement. Post-traumatic stress disorder (F43.1) may precede this type of personality change.

Personality change after:

- concentration camp experiences
- disasters
- prolonged:
 - captivity with an imminent possibility of being killed
 - exposure to life-threatening situations such as being a victim of terrorism
- torture

Excludes: post-traumatic stress disorder (F43.1)

F62.1 Enduring personality change after psychiatric illness

Personality change, persisting for at least two years, attributable to the traumatic experience of suffering from a severe psychiatric illness. The change cannot be explained by a previous personality disorder and should be differentiated from residual schizophrenia and other states of incomplete recovery from an antecedent mental disorder. This disorder is characterized by an excessive dependence on and a demanding attitude towards others; conviction of being changed or stigmatized by the illness, leading to an inability to form and maintain close and confiding personal relationships and to social isolation; passivity, reduced interests, and diminished involvement in leisure activities; persistent complaints of being ill, which may be associated with hypochondriacal claims and illness behaviour; dysphoric or labile mood, not due to the presence of a current mental disorder or antecedent mental disorder with residual affective symptoms; and longstanding problems in social and occupational functioning.

F62.8 Other enduring personality changes

Chronic pain personality syndrome

F62.9 Enduring personality change, unspecified

F63

Habit and impulse disorders

This category includes certain disorders of behaviour that are not classifiable under other categories. They are characterized by repeated acts that have no clear rational motivation, cannot be controlled, and generally harm the patient's own interests and those of other people. The patient reports that the behaviour is associated with impulses to action. The cause of these disorders is not understood and they are grouped together because of broad descriptive similarities, not because they are known to share any other important features.

Excludes: habitual excessive use of alcohol or psychoactive substances (F10-F19)
impulse and habit disorders involving sexual behaviour (F65.-)

F63.0 Pathological gambling

The disorder consists of frequent, repeated episodes of gambling that dominate the patient's life to the detriment of social, occupational, material, and family values and commitments.

Compulsive gambling

Excludes: excessive gambling by manic patients (F30.-)
gambling and betting NOS (Z72.6)
gambling in dissocial personality disorder (F60.2)

F63.1 Pathological fire-setting [pyromania]

Disorder characterized by multiple acts of, or attempts at, setting fire to property or other objects, without apparent motive, and by a persistent preoccupation with subjects related to fire and burning. This behaviour is often associated with feelings of increasing tension before the act, and intense excitement immediately afterwards.

- Excludes:* fire-setting (by)(in):
- adult with dissocial personality disorder (F60.2)
 - alcohol or psychoactive substance intoxication (F10-F19, with common fourth character .0)
 - as the reason for observation for suspected mental disorder (Z03.2)
 - conduct disorders (F91.-)
 - organic mental disorders (F00-F09)
 - schizophrenia (F20.-)

F63.2 Pathological stealing [kleptomania]

Disorder characterized by repeated failure to resist impulses to steal objects that are not acquired for personal use or monetary gain. The objects may instead be discarded, given away, or hoarded. This behaviour is usually accompanied by an increasing sense of tension before, and a sense of gratification during and immediately after, the act.

- Excludes:* depressive disorder with stealing (F31-F33)
organic mental disorders (F00-F09)
shoplifting as the reason for observation for suspected mental disorder (Z03.2)

F63.3 Trichotillomania

A disorder characterized by noticeable hair-loss due to a recurrent failure to resist impulses to pull out hairs. The hair-pulling is usually preceded by mounting tension and is followed by a sense of relief or gratification. This diagnosis should not be made if there is a pre-existing inflammation of the skin, or if the hair-pulling is in response to a delusion or a hallucination.

- Excludes:* stereotyped movement disorder with hair-plucking (F98.4)

F63.8 Other habit and impulse disorders

Other kinds of persistently repeated maladaptive behaviour that are not secondary to a recognized psychiatric syndrome, and in which it appears that the patient is repeatedly failing to resist impulses to carry out the behaviour. There is a prodromal period of tension with a feeling of release at the time of the act.

Intermittent explosive disorder

F63.9 Habit and impulse disorder, unspecified

F64

Gender identity disorders

F64.0 Transsexualism

A desire to live and be accepted as a member of the opposite sex, usually accompanied by a sense of discomfort with, or inappropriateness of, one's anatomic sex, and a wish to have surgery and hormonal treatment to make one's body as congruent as possible with one's preferred sex.

F64.1 Dual-role transvestism

The wearing of clothes of the opposite sex for part of the individual's existence in order to enjoy the temporary experience of membership of the opposite sex, but without any desire for a more permanent sex change or associated surgical reassignment, and without sexual excitement accompanying the cross-dressing.

Gender identity disorder of adolescence or adulthood, nontranssexual type

Excludes: fetishistic transvestism (F65.1)

F64.2 Gender identity disorder of childhood

A disorder, usually first manifest during early childhood (and always well before puberty), characterized by a persistent and intense distress about assigned sex, together with a desire to be (or insistence that one is) of the other sex. There is a persistent preoccupation with the dress and activities of the opposite sex and repudiation of the individual's own sex. The diagnosis requires a profound disturbance of the normal gender identity; mere tomboyishness in girls or girlish behaviour in boys is not sufficient. Gender identity disorders in individuals who have reached or are entering puberty should not be classified here but in F66.-.

Excludes: egodystonic sexual orientation (F66.1)
sexual maturation disorder (F66.0)

F64.8 **Other gender identity disorders**

F64.9 **Gender identity disorder, unspecified**
Gender-role disorder NOS

F65 **Disorders of sexual preference**

Includes: paraphilias

F65.0 **Fetishism**

Reliance on some non-living object as a stimulus for sexual arousal and sexual gratification. Many fetishes are extensions of the human body, such as articles of clothing or footwear. Other common examples are characterized by some particular texture such as rubber, plastic or leather. Fetish objects vary in their importance to the individual. In some cases they simply serve to enhance sexual excitement achieved in ordinary ways (e.g. having the partner wear a particular garment).

F65.1 **Fetishistic transvestism**

The wearing of clothes of the opposite sex principally to obtain sexual excitement and to create the appearance of a person of the opposite sex. Fetishistic transvestism is distinguished from transsexual transvestism by its clear association with sexual arousal and the strong desire to remove the clothing once orgasm occurs and sexual arousal declines. It can occur as an earlier phase in the development of transsexualism.

Transvestic fetishism

F65.2 **Exhibitionism**

A recurrent or persistent tendency to expose the genitalia to strangers (usually of the opposite sex) or to people in public places, without inviting or intending closer contact. There is usually, but not invariably, sexual excitement at the time of the exposure and the act is commonly followed by masturbation.

F65.3 **Voyeurism**

A recurrent or persistent tendency to look at people engaging in sexual or intimate behaviour such as undressing. This is carried out without the observed people being aware, and usually leads to sexual excitement and masturbation.

F65.4 **Paedophilia**

A sexual preference for children, boys or girls or both, usually of prepubertal or early pubertal age.

F65.5 Sadomasochism
A preference for sexual activity which involves the infliction of pain or humiliation, or bondage. If the subject prefers to be the recipient of such stimulation this is called masochism; if the provider, sadism. Often an individual obtains sexual excitement from both sadistic and masochistic activities.

Masochism
Sadism

F65.6 Multiple disorders of sexual preference
Sometimes more than one abnormal sexual preference occurs in one person and there is none of first rank. The most common combination is fetishism, transvestism and sadomasochism.

F65.8 Other disorders of sexual preference
A variety of other patterns of sexual preference and activity, including making obscene telephone calls, rubbing up against people for sexual stimulation in crowded public places, sexual activity with animals, and use of strangulation or anoxia for intensifying sexual excitement.

Frotteurism
Necrophilia

F65.9 Disorder of sexual preference, unspecified
Sexual deviation NOS

F66

Psychological and behavioural disorders associated with sexual development and orientation

Note: Sexual orientation by itself is not to be regarded as a disorder.

F66.0 Sexual maturation disorder
The patient suffers from uncertainty about his or her gender identity or sexual orientation, which causes anxiety or depression. Most commonly this occurs in adolescents who are not certain whether they are homosexual, heterosexual or bisexual in orientation, or in individuals who, after a period of apparently stable sexual orientation (often within a longstanding relationship), find that their sexual orientation is changing.

F66.1 **Egodystonic sexual orientation**
The gender identity or sexual preference (heterosexual, homosexual, bisexual, or prepubertal) is not in doubt, but the individual wishes it were different because of associated psychological and behavioural disorders, and may seek treatment in order to change it.

F66.2 **Sexual relationship disorder**
The gender identity or sexual orientation (heterosexual, homosexual, or bisexual) is responsible for difficulties in forming or maintaining a relationship with a sexual partner.

F66.8 **Other psychosexual development disorders**

F66.9 **Psychosexual development disorder, unspecified**

F68 **Other disorders of adult personality and behaviour**

F68.0 **Elaboration of physical symptoms for psychological reasons**
Physical symptoms compatible with and originally due to a confirmed physical disorder, disease or disability become exaggerated or prolonged due to the psychological state of the patient. The patient is commonly distressed by this pain or disability, and is often preoccupied with worries, which may be justified, of the possibility of prolonged or progressive disability or pain.

Compensation neurosis

F68.1 **Intentional production or feigning of symptoms or disabilities, either physical or psychological [factitious disorder]**
The patient feigns symptoms repeatedly for no obvious reason and may even inflict self-harm in order to produce symptoms or signs. The motivation is obscure and presumably internal with the aim of adopting the sick role. The disorder is often combined with marked disorders of personality and relationships.

Hospital hopper syndrome
Münchhausen's syndrome
Peregrinating patient

Excludes: factitial dermatitis (L98.1)
 person feigning illness (with obvious motivation) (Z76.5)

F68.8 **Other specified disorders of adult personality and behaviour**
Character disorder NOS
Relationship disorder NOS

F69 **Unspecified disorder of adult personality and behaviour**

**Mental retardation
(F70-F79)**

A condition of arrested or incomplete development of the mind, which is especially characterized by impairment of skills manifested during the developmental period, skills which contribute to the overall level of intelligence, i.e. cognitive, language, motor, and social abilities. Retardation can occur with or without any other mental or physical condition.

Degrees of mental retardation are conventionally estimated by standardized intelligence tests. These can be supplemented by scales assessing social adaptation in a given environment. These measures provide an approximate indication of the degree of mental retardation. The diagnosis will also depend on the overall assessment of intellectual functioning by a skilled diagnostician.

Intellectual abilities and social adaptation may change over time, and, however poor, may improve as a result of training and rehabilitation. Diagnosis should be based on the current levels of functioning.

The following fourth-character subdivisions are for use with categories F70-F79 to identify the extent of impairment of behaviour:

- .0 With the statement of no, or minimal, impairment of behaviour**
- .1 Significant impairment of behaviour requiring attention or treatment**
- .8 Other impairments of behaviour**
- .9 Without mention of impairment of behaviour**

Use additional code, if desired, to identify associated conditions such as autism, other developmental disorders, epilepsy, conduct disorders, or severe physical handicap.

F70

Mild mental retardation

Approximate IQ range of 50 to 69 (in adults, mental age from 9 to under 12 years). Likely to result in some learning difficulties in school. Many adults will be able to work and maintain good social relationships and contribute to society.

Includes: feeble-mindedness
mild mental subnormality

F71

Moderate mental retardation

Approximate IQ range of 35 to 49 (in adults, mental age from 6 to under 9 years). Likely to result in marked developmental delays in childhood but most can learn to develop some degree of independence in self-care and acquire adequate communication and academic skills. Adults will need varying degrees of support to live and work in the community.

Includes: moderate mental subnormality

F72

Severe mental retardation

Approximate IQ range of 20 to 34 (in adults, mental age from 3 to under 6 years). Likely to result in continuous need of support.

Includes: severe mental subnormality

F73

Profound mental retardation

IQ under 20 (in adults, mental age below 3 years). Results in severe limitation in self-care, continence, communication and mobility.

Includes: profound mental subnormality

F78

Other mental retardation

F79

Unspecified mental retardation

Includes: mental:

- deficiency NOS
- subnormality NOS

**Disorders of psychological development
(F80-F89)**

The disorders included in this block have in common: (a) onset invariably during infancy or childhood; (b) impairment or delay in development of functions that are strongly related to biological maturation of the central nervous system; and (c) a steady course without remissions and relapses. In most cases, the functions affected include language, visuo-spatial skills, and motor coordination. Usually, the delay or impairment has been present from as early as it could be detected reliably and will diminish progressively as the child grows older, although milder deficits often remain in adult life.

F80

Specific developmental disorders of speech and language

Disorders in which normal patterns of language acquisition are disturbed from the early stages of development. The conditions are not directly attributable to neurological or speech mechanism abnormalities, sensory impairments, mental retardation, or environmental factors. Specific developmental disorders of speech and language are often followed by associated problems, such as difficulties in reading and spelling, abnormalities in interpersonal relationships, and emotional and behavioural disorders.

F80.0

Specific speech articulation disorder

A specific developmental disorder in which the child's use of speech sounds is below the appropriate level for its mental age, but in which there is a normal level of language skills.

Developmental:

- phonological disorder
- speech articulation disorder

Dyslalia

Functional speech articulation disorder

Lalling

Excludes: speech articulation impairment (due to):

- aphasia NOS (R47.0)
- apraxia (R48.2)
- hearing loss (H90-H91)
- mental retardation (F70-F79)
- with language developmental disorder:
 - expressive (F80.1)
 - receptive (F80.2)

F80.1 Expressive language disorder

A specific developmental disorder in which the child's ability to use expressive spoken language is markedly below the appropriate level for its mental age, but in which language comprehension is within normal limits. There may or may not be abnormalities in articulation.

Developmental dysphasia or aphasia, expressive type

Excludes: acquired aphasia with epilepsy [Landau-Kleffner] (F80.3)
dysphasia and aphasia:

- NOS (R47.0)
- developmental, receptive type (F80.2)

elective mutism (F94.0)
mental retardation (F70-F79)
pervasive developmental disorders (F84.-)

F80.2 Receptive language disorder

A specific developmental disorder in which the child's understanding of language is below the appropriate level for its mental age. In virtually all cases expressive language will also be markedly affected and abnormalities in word-sound production are common.

Congenital auditory imperception

Developmental:

- dysphasia or aphasia, receptive type
- Wernicke's aphasia

Word deafness

Excludes: acquired aphasia with epilepsy [Landau-Kleffner] (F80.3)
autism (F84.0-F84.1)
dysphasia and aphasia:

- NOS (R47.0)
- developmental, expressive type (F80.1)

elective mutism (F94.0)
language delay due to deafness (H90-H91)
mental retardation (F70-F79)

F80.3 **Acquired aphasia with epilepsy [Landau-Kleffner]**

A disorder in which the child, having previously made normal progress in language development, loses both receptive and expressive language skills but retains general intelligence; the onset of the disorder is accompanied by paroxysmal abnormalities on the EEG, and in the majority of cases also by epileptic seizures. Usually the onset is between the ages of three and seven years, with skills being lost over days or weeks. The temporal association between the onset of seizures and loss of language is variable, with one preceding the other (either way round) by a few months to two years. An inflammatory encephalitic process has been suggested as a possible cause of this disorder. About two-thirds of patients are left with a more or less severe receptive language deficit.

Excludes: aphasia (due to):

- NOS (R47.0)
- autism (F84.0-F84.1)
- disintegrative disorders of childhood (F84.2-F84.3)

F80.8 **Other developmental disorders of speech and language**

Lisping

F80.9 **Developmental disorder of speech and language, unspecified**

Language disorder NOS

F81

Specific developmental disorders of scholastic skills

Disorders in which the normal patterns of skill acquisition are disturbed from the early stages of development. This is not simply a consequence of a lack of opportunity to learn, it is not solely a result of mental retardation, and it is not due to any form of acquired brain trauma or disease.

F81.0 Specific reading disorder

The main feature is a specific and significant impairment in the development of reading skills that is not solely accounted for by mental age, visual acuity problems, or inadequate schooling. Reading comprehension skill, reading word recognition, oral reading skill, and performance of tasks requiring reading may all be affected. Spelling difficulties are frequently associated with specific reading disorder and often remain into adolescence even after some progress in reading has been made. Specific developmental disorders of reading are commonly preceded by a history of disorders in speech or language development. Associated emotional and behavioural disturbances are common during the school age period.

"Backward reading"
Developmental dyslexia
Specific reading retardation

Excludes: alexia NOS (R48.0)
 dyslexia NOS (R48.0)
 reading difficulties secondary to emotional disorders (F93.-)

F81.1 Specific spelling disorder

The main feature is a specific and significant impairment in the development of spelling skills in the absence of a history of specific reading disorder, which is not solely accounted for by low mental age, visual acuity problems, or inadequate schooling. The ability to spell orally and to write out words correctly are both affected.

Specific spelling retardation (without reading disorder)

Excludes: agraphia NOS (R48.8)
 spelling difficulties:
 • associated with a reading disorder (F81.0)
 • due to inadequate teaching (Z55.8)

F81.2 Specific disorder of arithmetical skills

Involves a specific impairment in arithmetical skills that is not solely explicable on the basis of general mental retardation or of inadequate schooling. The deficit concerns mastery of basic computational skills of addition, subtraction, multiplication, and division rather than of the more abstract mathematical skills involved in algebra, trigonometry, geometry, or calculus.

Developmental:

- acalculia
- arithmetical disorder
- Gerstmann's syndrome

Excludes: acalculia NOS (R48.8)

 arithmetical difficulties:

- associated with a reading or spelling disorder (F81.3)
- due to inadequate teaching (Z55.8)

F81.3 Mixed disorder of scholastic skills

An ill-defined residual category of disorders in which both arithmetical and reading or spelling skills are significantly impaired, but in which the disorder is not solely explicable in terms of general mental retardation or of inadequate schooling. It should be used for disorders meeting the criteria for both F81.2 and either F81.0 or F81.1.

Excludes: specific:

- disorder of arithmetical skills (F81.2)
- reading disorder (F81.0)
- spelling disorder (F81.1)

F81.8 Other developmental disorders of scholastic skills

Developmental expressive writing disorder

F81.9 Developmental disorder of scholastic skills, unspecified

Knowledge acquisition disability NOS

Learning:

- disability NOS
- disorder NOS

F82

Specific developmental disorder of motor function

A disorder in which the main feature is a serious impairment in the development of motor coordination that is not solely explicable in terms of general intellectual retardation or of any specific congenital or acquired neurological disorder. Nevertheless, in most cases a careful clinical examination shows marked neurodevelopmental immaturities such as choreiform movements of unsupported limbs or mirror movements and other associated motor features, as well as signs of impaired fine and gross motor coordination.

Clumsy child syndrome

Developmental:

- coordination disorder
- dyspraxia

Excludes: abnormalities of gait and mobility (R26.-)
lack of coordination (R27.-)

- secondary to mental retardation (F70-F79)

F83

Mixed specific developmental disorders

A residual category for disorders in which there is some admixture of specific developmental disorders of speech and language, of scholastic skills, and of motor function, but in which none predominates sufficiently to constitute the prime diagnosis. This mixed category should be used only when there is a major overlap between each of these specific developmental disorders. The disorders are usually, but not always, associated with some degree of general impairment of cognitive functions. Thus, the category should be used when there are dysfunctions meeting the criteria for two or more of F80.-, F81.- and F82.

F84

Pervasive developmental disorders

A group of disorders characterized by qualitative abnormalities in reciprocal social interactions and in patterns of communication, and by a restricted, stereotyped, repetitive repertoire of interests and activities. These qualitative abnormalities are a pervasive feature of the individual's functioning in all situations.

Use additional code, if desired, to identify any associated medical condition and mental retardation.

F84.0

Childhood autism

A type of pervasive developmental disorder that is defined by: (a) the presence of abnormal or impaired development that is manifest before the age of three years, and (b) the characteristic type of abnormal functioning in all the three areas of psychopathology: reciprocal social interaction, communication, and restricted, stereotyped, repetitive behaviour. In addition to these specific diagnostic features, a range of other nonspecific problems are common, such as phobias, sleeping and eating disturbances, temper tantrums, and (self-directed) aggression.

Autistic disorder

Infantile:

- autism
- psychosis

Kanner's syndrome

Excludes: autistic psychopathy (F84.5)

F84.1 Atypical autism

A type of pervasive developmental disorder that differs from childhood autism either in age of onset or in failing to fulfill all three sets of diagnostic criteria. This subcategory should be used when there is abnormal and impaired development that is present only after age three years, and a lack of sufficient demonstrable abnormalities in one or two of the three areas of psychopathology required for the diagnosis of autism (namely, reciprocal social interactions, communication, and restricted, stereotyped, repetitive behaviour) in spite of characteristic abnormalities in the other area(s). Atypical autism arises most often in profoundly retarded individuals and in individuals with a severe specific developmental disorder of receptive language.

Atypical childhood psychosis
Mental retardation with autistic features

Use additional code (F70-F79), if desired, to identify mental retardation.

F84.2 Rett's syndrome

A condition, so far found only in girls, in which apparently normal early development is followed by partial or complete loss of speech and of skills in locomotion and use of hands, together with deceleration in head growth, usually with an onset between seven and 24 months of age. Loss of purposive hand movements, hand-wringing stereotypies, and hyperventilation are characteristic. Social and play development are arrested but social interest tends to be maintained. Trunk ataxia and apraxia start to develop by age four years and choreoathetoid movements frequently follow. Severe mental retardation almost invariably results.

F84.3 Other childhood disintegrative disorder

A type of pervasive developmental disorder that is defined by a period of entirely normal development before the onset of the disorder, followed by a definite loss of previously acquired skills in several areas of development over the course of a few months. Typically, this is accompanied by a general loss of interest in the environment, by stereotyped, repetitive motor mannerisms, and by autistic-like abnormalities in social interaction and communication. In some cases the disorder can be shown to be due to some associated encephalopathy but the diagnosis should be made on the behavioural features.

Dementia infantilis
Disintegrative psychosis
Heller's syndrome
Symbiotic psychosis

Use additional code, if desired, to identify any associated neurological condition.

Excludes: Rett's syndrome (F84.2)

F84.4 Overactive disorder associated with mental retardation and stereotyped movements

An ill-defined disorder of uncertain nosological validity. The category is designed to include a group of children with severe mental retardation (IQ below 34) who show major problems in hyperactivity and in attention, as well as stereotyped behaviours. They tend not to benefit from stimulant drugs (unlike those with an IQ in the normal range) and may exhibit a severe dysphoric reaction (sometimes with psychomotor retardation) when given stimulants. In adolescence, the overactivity tends to be replaced by underactivity (a pattern that is not usual in hyperkinetic children with normal intelligence). This syndrome is also often associated with a variety of developmental delays, either specific or global. The extent to which the behavioural pattern is a function of low IQ or of organic brain damage is not known.

INTERNATIONAL CLASSIFICATION OF DISEASES

- F84.5** **Asperger's syndrome**
A disorder of uncertain nosological validity, characterized by the same type of qualitative abnormalities of reciprocal social interaction that typify autism, together with a restricted, stereotyped, repetitive repertoire of interests and activities. It differs from autism primarily in the fact that there is no general delay or retardation in language or in cognitive development. This disorder is often associated with marked clumsiness. There is a strong tendency for the abnormalities to persist into adolescence and adult life. Psychotic episodes occasionally occur in early adult life.
- Autistic psychopathy
Schizoid disorder of childhood
- F84.8** **Other pervasive developmental disorders**
- F84.9** **Pervasive developmental disorder, unspecified**
- F88** **Other disorders of psychological development**
Developmental agnosia
- F89** **Unspecified disorder of psychological development**
Developmental disorder NOS

Behavioural and emotional disorders with onset usually occurring in childhood and adolescence (F90-F98)

F90

Hyperkinetic disorders

A group of disorders characterized by an early onset (usually in the first five years of life), lack of persistence in activities that require cognitive involvement, and a tendency to move from one activity to another without completing any one, together with disorganized, ill-regulated, and excessive activity. Several other abnormalities may be associated. Hyperkinetic children are often reckless and impulsive, prone to accidents, and find themselves in disciplinary trouble because of unthinking breaches of rules rather than deliberate defiance. Their relationships with adults are often socially disinhibited, with a lack of normal caution and reserve. They are unpopular with other children and may become isolated. Impairment of cognitive functions is common, and specific delays in motor and language development are disproportionately frequent. Secondary complications include dissocial behaviour and low self-esteem.

Excludes: anxiety disorders (F41.-)
 mood [affective] disorders (F30-F39)
 pervasive developmental disorders (F84.-)
 schizophrenia (F20.-)

F90.0

Disturbance of activity and attention

Attention deficit:

- disorder with hyperactivity
- hyperactivity disorder
- syndrome with hyperactivity

Excludes: hyperkinetic disorder associated with conduct disorder (F90.1)

F90.1

Hyperkinetic conduct disorder

Hyperkinetic disorder associated with conduct disorder

F90.8

Other hyperkinetic disorders

F90.9

Hyperkinetic disorder, unspecified

Hyperkinetic reaction of childhood or adolescence NOS

Hyperkinetic syndrome NOS

F91

Conduct disorders

Disorders characterized by a repetitive and persistent pattern of dissocial, aggressive, or defiant conduct. Such behaviour should amount to major violations of age-appropriate social expectations; it should therefore be more severe than ordinary childish mischief or adolescent rebelliousness and should imply an enduring pattern of behaviour (six months or longer). Features of conduct disorder can also be symptomatic of other psychiatric conditions, in which case the underlying diagnosis should be preferred.

Examples of the behaviours on which the diagnosis is based include excessive levels of fighting or bullying, cruelty to other people or animals, severe destructiveness to property, fire-setting, stealing, repeated lying, truancy from school and running away from home, unusually frequent and severe temper tantrums, and disobedience. Any one of these behaviours, if marked, is sufficient for the diagnosis, but isolated dissocial acts are not.

Excludes: mood [affective] (F30-F39)
pervasive developmental disorders (F84.-)
schizophrenia (F20.-)
when associated with:

- emotional disorders (F92.-)
- hyperkinetic disorders (F90.1)

F91.0

Conduct disorder confined to the family context

Conduct disorder involving dissocial or aggressive behaviour (and not merely oppositional, defiant, disruptive behaviour), in which the abnormal behaviour is entirely, or almost entirely, confined to the home and to interactions with members of the nuclear family or immediate household. The disorder requires that the overall criteria for F91.- be met; even severely disturbed parent-child relationships are not of themselves sufficient for diagnosis.

F91.1

Unsocialized conduct disorder

Disorder characterized by the combination of persistent dissocial or aggressive behaviour (meeting the overall criteria for F91.- and not merely comprising oppositional, defiant, disruptive behaviour) with significant pervasive abnormalities in the individual's relationships with other children.

Conduct disorder, solitary aggressive type
Unsocialized aggressive disorder

F91.2 Socialized conduct disorder

Disorder involving persistent dissocial or aggressive behaviour (meeting the overall criteria for F91.- and not merely comprising oppositional, defiant, disruptive behaviour) occurring in individuals who are generally well integrated into their peer group.

Conduct disorder, group type
Group delinquency
Offences in the context of gang membership
Stealing in company with others
Truancy from school

F91.3 Oppositional defiant disorder

Conduct disorder, usually occurring in younger children, primarily characterized by markedly defiant, disobedient, disruptive behaviour that does not include delinquent acts or the more extreme forms of aggressive or dissocial behaviour. The disorder requires that the overall criteria for F91.- be met; even severely mischievous or naughty behaviour is not in itself sufficient for diagnosis. Caution should be employed before using this category, especially with older children, because clinically significant conduct disorder will usually be accompanied by dissocial or aggressive behaviour that goes beyond mere defiance, disobedience, or disruptiveness.

F91.8 Other conduct disorders

F91.9 Conduct disorder, unspecified

Childhood:

- behavioural disorder NOS
- conduct disorder NOS

F92

Mixed disorders of conduct and emotions

A group of disorders characterized by the combination of persistently aggressive, dissocial or defiant behaviour with overt and marked symptoms of depression, anxiety or other emotional upsets. The criteria for both conduct disorders of childhood (F91.-) and emotional disorders of childhood (F93.-) or an adult-type neurotic diagnosis (F40-F48) or a mood disorder (F30-F39) must be met.

F92.0

Depressive conduct disorder

This category requires the combination of conduct disorder (F91.-) with persistent and marked depression of mood (F32.-), as demonstrated by symptoms such as excessive misery, loss of interest and pleasure in usual activities, self-blame, and hopelessness; disturbances of sleep or appetite may also be present.

Conduct disorder in F91.- associated with depressive disorder in F32.-

F92.8

Other mixed disorders of conduct and emotions

This category requires the combination of conduct disorder (F91.-) with persistent and marked emotional symptoms such as anxiety, obsessions or compulsions, depersonalization or derealization, phobias, or hypochondriasis.

Conduct disorder in F91.- associated with:

- emotional disorder in F93.-
- neurotic disorder in F40-F48

F92.9

Mixed disorder of conduct and emotions, unspecified

F93

Emotional disorders with onset specific to childhood

Mainly exaggerations of normal developmental trends rather than phenomena that are qualitatively abnormal in themselves. Developmental appropriateness is used as the key diagnostic feature in defining the difference between these emotional disorders, with onset specific to childhood, and the neurotic disorders (F40-F48).

Excludes: when associated with conduct disorder (F92.-)

F93.0

Separation anxiety disorder of childhood

Should be diagnosed when fear of separation constitutes the focus of the anxiety and when such anxiety first arose during the early years of childhood. It is differentiated from normal separation anxiety when it is of a degree (severity) that is statistically unusual (including an abnormal persistence beyond the usual age period), and when it is associated with significant problems in social functioning.

Excludes: mood [affective] disorders (F30-F39)
neurotic disorders (F40-F48)
phobic anxiety disorder of childhood (F93.1)
social anxiety disorder of childhood (F93.2)

F93.1

Phobic anxiety disorder of childhood

Fears in childhood that show a marked developmental phase specificity and arise (to some extent) in a majority of children, but that are abnormal in degree. Other fears that arise in childhood but that are not a normal part of psychosocial development (for example agoraphobia) should be coded under the appropriate category in section F40-F48.

Excludes: generalized anxiety disorder (F41.1)

F93.2

Social anxiety disorder of childhood

In this disorder there is a wariness of strangers and social apprehension or anxiety when encountering new, strange, or socially threatening situations. This category should be used only where such fears arise during the early years, and are both unusual in degree and accompanied by problems in social functioning.

Avoidant disorder of childhood or adolescence

F93.3 Sibling rivalry disorder

Some degree of emotional disturbance usually following the birth of an immediately younger sibling is shown by a majority of young children. A sibling rivalry disorder should be diagnosed only if the degree or persistence of the disturbance is both statistically unusual and associated with abnormalities of social interaction.

Sibling jealousy

F93.8 Other childhood emotional disorders

Identity disorder

Overanxious disorder

Excludes: gender identity disorder of childhood (F64.2)

F93.9 Childhood emotional disorder, unspecified

F94

Disorders of social functioning with onset specific to childhood and adolescence

A somewhat heterogeneous group of disorders that have in common abnormalities in social functioning which begin during the developmental period, but which (unlike the pervasive developmental disorders) are not primarily characterized by an apparently constitutional social incapacity or deficit that pervades all areas of functioning. In many instances, serious environmental distortions or privations probably play a crucial role in etiology.

F94.0 Elective mutism

Characterized by a marked, emotionally determined selectivity in speaking, such that the child demonstrates a language competence in some situations but fails to speak in other (definable) situations. The disorder is usually associated with marked personality features involving social anxiety, withdrawal, sensitivity, or resistance.

Selective mutism

Excludes: pervasive developmental disorders (F84.-)
schizophrenia (F20.-)
specific developmental disorders of speech and language (F80.-)
transient mutism as part of separation anxiety in young children (F93.0)

F94.1 Reactive attachment disorder of childhood

Starts in the first five years of life and is characterized by persistent abnormalities in the child's pattern of social relationships that are associated with emotional disturbance and are reactive to changes in environmental circumstances (e.g. fearfulness and hypervigilance, poor social interaction with peers, aggression towards self and others, misery, and growth failure in some cases). The syndrome probably occurs as a direct result of severe parental neglect, abuse, or serious mishandling.

Use additional code, if desired, to identify any associated failure to thrive or growth retardation.

Excludes: Asperger's syndrome (F84.5)
disinhibited attachment disorder of childhood (F94.2)
maltreatment syndromes (T74.-)
normal variation in pattern of selective attachment
sexual or physical abuse in childhood, resulting in psychosocial problems (Z61.4-Z61.6)

F94.2 Disinhibited attachment disorder of childhood

A particular pattern of abnormal social functioning that arises during the first five years of life and that tends to persist despite marked changes in environmental circumstances, e.g. diffuse, nonselectively focused attachment behaviour, attention-seeking and indiscriminately friendly behaviour, poorly modulated peer interactions; depending on circumstances there may also be associated emotional or behavioural disturbance.

Affectionless psychopathy
Institutional syndrome

Excludes: Asperger's syndrome (F84.5)
hospitalism in children (F43.2)
hyperkinetic disorders (F90.-)
reactive attachment disorder of childhood (F94.1)

F94.8 Other childhood disorders of social functioning

F94.9 Childhood disorder of social functioning, unspecified

F95

Tic disorders

Syndromes in which the predominant manifestation is some form of tic. A tic is an involuntary, rapid, recurrent, nonrhythmic motor movement (usually involving circumscribed muscle groups) or vocal production that is of sudden onset and that serves no apparent purpose. Tics tend to be experienced as irresistible but usually they can be suppressed for varying periods of time, are exacerbated by stress, and disappear during sleep. Common simple motor tics include only eye-blinking, neck-jerking, shoulder-shrugging, and facial grimacing. Common simple vocal tics include throat-clearing, barking, sniffing, and hissing. Common complex tics include hitting oneself, jumping, and hopping. Common complex vocal tics include the repetition of particular words, and sometimes the use of socially unacceptable (often obscene) words (coprolalia), and the repetition of one's own sounds or words (palilalia).

F95.0

Transient tic disorder

Meets the general criteria for a tic disorder but the tics do not persist longer than 12 months. The tics usually take the form of eye-blinking, facial grimacing, or head-jerking.

F95.1

Chronic motor or vocal tic disorder

Meets the general criteria for a tic disorder, in which there are motor or vocal tics (but not both), that may be either single or multiple (but usually multiple), and last for more than a year.

F95.2

Combined vocal and multiple motor tic disorder [de la Tourette]

A form of tic disorder in which there are, or have been, multiple motor tics and one or more vocal tics, although these need not have occurred concurrently. The disorder usually worsens during adolescence and tends to persist into adult life. The vocal tics are often multiple with explosive repetitive vocalizations, throat-clearing, and grunting, and there may be the use of obscene words or phrases. Sometimes there is associated gestural echopraxia which may also be of an obscene nature (copropraxia).

F95.8

Other tic disorders

F95.9

Tic disorder, unspecified

Tic NOS

F98

Other behavioural and emotional disorders with onset usually occurring in childhood and adolescence

A heterogeneous group of disorders that share the characteristic of an onset in childhood but otherwise differ in many respects. Some of the conditions represent well-defined syndromes but others are no more than symptom complexes that need inclusion because of their frequency and association with psychosocial problems, and because they cannot be incorporated into other syndromes.

Excludes: breath-holding spells (R06.8)
 gender identity disorder of childhood (F64.2)
 Kleine-Levin syndrome (G47.8)
 obsessive-compulsive disorder (F42.-)
 sleep disorders due to emotional causes (F51.-)

F98.0

Nonorganic enuresis

A disorder characterized by involuntary voiding of urine, by day and by night, which is abnormal in relation to the individual's mental age, and which is not a consequence of a lack of bladder control due to any neurological disorder, to epileptic attacks, or to any structural abnormality of the urinary tract. The enuresis may have been present from birth or it may have arisen following a period of acquired bladder control. The enuresis may or may not be associated with a more widespread emotional or behavioural disorder.

Enuresis (primary)(secondary) of nonorganic origin
 Functional enuresis
 Psychogenic enuresis
 Urinary incontinence of nonorganic origin

Excludes: enuresis NOS (R32)

F98.1 Nonorganic encopresis

Repeated, voluntary or involuntary passage of faeces, usually of normal or near-normal consistency, in places not appropriate for that purpose in the individual's own sociocultural setting. The condition may represent an abnormal continuation of normal infantile incontinence, it may involve a loss of continence following the acquisition of bowel control, or it may involve the deliberate deposition of faeces in inappropriate places in spite of normal physiological bowel control. The condition may occur as a monosymptomatic disorder, or it may form part of a wider disorder, especially an emotional disorder (F93.-) or a conduct disorder (F91.-).

Functional encopresis

Incontinence of faeces of nonorganic origin

Psychogenic encopresis

Use additional code, if desired, to identify the cause of any coexisting constipation.

Excludes: encopresis NOS (R15)

F98.2 Feeding disorder of infancy and childhood

A feeding disorder of varying manifestations usually specific to infancy and early childhood. It generally involves food refusal and extreme faddiness in the presence of an adequate food supply, a reasonably competent caregiver, and the absence of organic disease. There may or may not be associated rumination (repeated regurgitation without nausea or gastrointestinal illness).

Rumination disorder of infancy

Excludes: anorexia nervosa and other eating disorders (F50.-)

feeding:

- difficulties and mismanagement (R63.3)

- problems of newborn (P92.-)

pica of infancy or childhood (F98.3)

F98.3 Pica of infancy and childhood

Persistent eating of non-nutritive substances (such as soil, paint chippings, etc.). It may occur as one of many symptoms that are part of a more widespread psychiatric disorder (such as autism), or as a relatively isolated psychopathological behaviour; only the latter is classified here. The phenomenon is most common in mentally retarded children and, if mental retardation is also present, F70-F79 should be selected as the main diagnosis.

F98.4 Stereotyped movement disorders

Voluntary, repetitive, stereotyped, nonfunctional (and often rhythmic) movements that do not form part of any recognized psychiatric or neurological condition. When such movements occur as symptoms of some other disorder, only the overall disorder should be recorded. The movements that are of a non self-injurious variety include: body-rocking, head-rocking, hair-plucking, hair-twisting, finger-flicking mannerisms, and hand-flapping. Stereotyped self-injurious behaviour includes repetitive head-banging, face-slapping, eye-poking, and biting of hands, lips or other body parts. All the stereotyped movement disorders occur most frequently in association with mental retardation (when this is the case, both should be recorded). If eye-poking occurs in a child with visual impairment, both should be coded: eye-poking under this category and the visual condition under the appropriate somatic disorder code.

Stereotype/habit disorder

Excludes: abnormal involuntary movements (R25.-)
movement disorders of organic origin (G20-G25)
nail-biting (F98.8)
nose-picking (F98.8)
stereotypies that are part of a broader psychiatric condition (F00-F95)
thumb-sucking (F98.8)
tic disorders (F95.-)
trichotillomania (F63.3)

F98.5 Stuttering [stammering]

Speech that is characterized by frequent repetition or prolongation of sounds or syllables or words, or by frequent hesitations or pauses that disrupt the rhythmic flow of speech. It should be classified as a disorder only if its severity is such as to markedly disturb the fluency of speech.

Excludes: cluttering (F98.6)
tic disorders (F95.-)

F98.6 Cluttering

A rapid rate of speech with breakdown in fluency, but no repetitions or hesitations, of a severity to give rise to diminished speech intelligibility. Speech is erratic and dysrhythmic, with rapid jerky spurts that usually involve faulty phrasing patterns.

Excludes: stuttering (F98.5)
tic disorders (F95.-)

INTERNATIONAL CLASSIFICATION OF DISEASES

F98.8 Other specified behavioural and emotional disorders with onset usually occurring in childhood and adolescence

Attention deficit disorder without hyperactivity

Excessive masturbation

Nail-biting

Nose-picking

Thumb-sucking

F98.9 Unspecified behavioural and emotional disorders with onset usually occurring in childhood and adolescence

Unspecified mental disorder

(F99)

F99

Mental disorder, not otherwise specified

Mental illness NOS

Excludes: organic mental disorder NOS (F06.9)

CHAPTER VI

Diseases of the nervous system (G00-G99)

Excludes: certain conditions originating in the perinatal period (P00-P96)
certain infectious and parasitic diseases (A00-B99)
complications of pregnancy, childbirth and the puerperium (000-099)
congenital malformations, deformations and chromosomal abnormalities (Q00-Q99)
endocrine, nutritional and metabolic diseases (E00-E90)
injury, poisoning and certain other consequences of external causes (S00-T98)
neoplasms (C00-D48)
symptoms, signs and abnormal clinical and laboratory findings, not elsewhere classified (R00-R99)

This chapter contains the following blocks:

G00-G09	Inflammatory diseases of the central nervous system
G10-G14	Systemic atrophies primarily affecting the central nervous system
G20-G26	Extrapyramidal and movement disorders
G30-G32	Other degenerative diseases of the nervous system
G35-G37	Demyelinating diseases of the central nervous system
G40-G47	Episodic and paroxysmal disorders
G50-G59	Nerve, nerve root and plexus disorders
G60-G64	Polyneuropathies and other disorders of the peripheral nervous system
G70-G73	Diseases of myoneural junction and muscle
G80-G83	Cerebral palsy and other paralytic syndromes
G90-G99	Other disorders of the nervous system

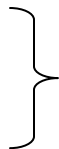
Asterisk categories for this chapter are provided as follows:

G01*	Meningitis in bacterial diseases classified elsewhere
G02*	Meningitis in other infectious and parasitic diseases classified elsewhere
G05*	Encephalitis, myelitis and encephalomyelitis in diseases classified elsewhere
G07*	Intracranial and intraspinal abscess and granuloma in diseases classified elsewhere
G13*	Systemic atrophies primarily affecting central nervous system in diseases classified elsewhere
G22*	Parkinsonism in diseases classified elsewhere
G26*	Extrapyramidal and movement disorders in diseases classified elsewhere
G32*	Other degenerative disorders of nervous system in diseases classified elsewhere
G46*	Vascular syndromes of brain in cerebrovascular diseases
G53*	Cranial nerve disorders in diseases classified elsewhere
G55*	Nerve root and plexus compressions in diseases classified elsewhere
G59*	Mononeuropathy in diseases classified elsewhere

INTERNATIONAL CLASSIFICATION OF DISEASES

G63*	Polyneuropathy in diseases classified elsewhere
G73*	Disorders of myoneural junction and muscle in diseases classified elsewhere
G94*	Other disorders of brain in diseases classified elsewhere
G99*	Other disorders of nervous system in diseases classified elsewhere

Inflammatory diseases of the central nervous system (G00-G09)

G00	Bacterial meningitis, not elsewhere classified <i>Includes:</i> arachnoiditis leptomeningitis meningitis pachymeningitis  bacterial
	<i>Excludes:</i> bacterial: <ul style="list-style-type: none">• meningoencephalitis (G04.2)• meningomyelitis (G04.2)
G00.0	Haemophilus meningitis Meningitis due to <i>Haemophilus influenzae</i>
G00.1	Pneumococcal meningitis
G00.2	Streptococcal meningitis
G00.3	Staphylococcal meningitis
G00.8	Other bacterial meningitis Meningitis due to: <ul style="list-style-type: none">• <i>Escherichia coli</i>• Friedländer bacillus• <i>Klebsiella</i>
G00.9	Bacterial meningitis, unspecified Meningitis: <ul style="list-style-type: none">• purulent NOS• pyogenic NOS• suppurative NOS

G01*

Meningitis in bacterial diseases classified elsewhere

Meningitis (in):

- anthrax (A22.8†)
- gonococcal (A54.8†)
- leptospirosis (A27.-†)
- listerial (A32.1†)
- Lyme disease (A69.2†)
- meningococcal (A39.0†)
- neurosyphilis (A52.1†)
- salmonella infection (A02.2†)
- syphilis:
 - congenital (A50.4†)
 - secondary (A51.4†)
- tuberculous (A17.0†)
- typhoid fever (A01.0†)

Excludes: meningoencephalitis and meningomyelitis in bacterial diseases classified elsewhere (G05.0*)

G02*

Meningitis in other infectious and parasitic diseases classified elsewhere

Excludes: meningoencephalitis and meningomyelitis in other infectious and parasitic diseases classified elsewhere (G05.1-G05.2*)

G02.0*

Meningitis in viral diseases classified elsewhere

Meningitis (due to):

- adenoviral (A87.1†)
- enteroviral (A87.0†)
- herpesviral [herpes simplex] (B00.3†)
- infectious mononucleosis (B27.-†)
- measles (B05.1†)
- mumps (B26.1†)
- rubella (B06.0†)
- varicella [chickenpox] (B01.0†)
- zoster (B02.1†)

G02.1*

Meningitis in mycoses

Meningitis (in):

- candidal (B37.5†)
- coccidioidomycosis (B38.4†)
- cryptococcal (B45.1†)

INTERNATIONAL CLASSIFICATION OF DISEASES

G02.8* **Meningitis in other specified infectious and parasitic diseases classified elsewhere**

Meningitis due to:

- African trypanosomiasis (B56.-†)
- Chagas' disease (chronic) (B57.4†)

G03

Meningitis due to other and unspecified causes

Includes: arachnoiditis
leptomeningitis
meningitis
pachymeningitis

} due to other and unspecified causes

Excludes: meningoencephalitis (G04.-)
meningomyelitis (G04.-)

G03.0 **Nonpyogenic meningitis**
Nonbacterial meningitis

G03.1 **Chronic meningitis**

G03.2 **Benign recurrent meningitis [Mollaret]**

G03.8 **Meningitis due to other specified causes**

G03.9 **Meningitis, unspecified**
Arachnoiditis (spinal) NOS

G04

Encephalitis, myelitis and encephalomyelitis

Includes: acute ascending myelitis
meningoencephalitis
meningomyelitis

Excludes: benign myalgic encephalomyelitis (G93.3)
encephalopathy:

- NOS (G93.4)
- alcoholic (G31.2)
- toxic (G92)

multiple sclerosis (G35)
myelitis:

- acute transverse (G37.3)
- subacute necrotizing (G37.4)

G04.0 Acute disseminated encephalitis

Encephalitis
Encephalomyelitis } postimmunization

Use additional external cause code (Chapter XX), if desired, to identify vaccine.

G04.1 Tropical spastic paraplegia

G04.2 Bacterial meningoencephalitis and meningomyelitis, not elsewhere classified

G04.8 Other encephalitis, myelitis and encephalomyelitis

Postinfectious encephalitis and encephalomyelitis NOS

G04.9 Encephalitis, myelitis and encephalomyelitis, unspecified

Ventriculitis (cerebral) NOS

G05*

Encephalitis, myelitis and encephalomyelitis in diseases classified elsewhere

Includes: meningoencephalitis and meningomyelitis in diseases classified elsewhere

G05.0* Encephalitis, myelitis and encephalomyelitis in bacterial diseases classified elsewhere

Encephalitis, myelitis or encephalomyelitis (in):

- listerial (A32.1†)
- meningococcal (A39.8†)
- syphilis:
 - congenital (A50.4†)
 - late (A52.1†)
- tuberculous (A17.8†)

INTERNATIONAL CLASSIFICATION OF DISEASES

G05.1* Encephalitis, myelitis and encephalomyelitis in viral diseases classified elsewhere

Encephalitis, myelitis or encephalomyelitis (in):

- adenoviral (A85.1†)
- cytomegaloviral (B25.8†)
- enteroviral (A85.0†)
- herpesviral [herpes simplex] (B00.4†)
- influenza (J09†, J10.8†, J11.8†)
- measles (B05.0†)
- mumps (B26.2†)
- postchickenpox (B01.1†)
- rubella (B06.0†)
- zoster (B02.0†)

G05.2* Encephalitis, myelitis and encephalomyelitis in other infectious and parasitic diseases classified elsewhere

Encephalitis, myelitis or encephalomyelitis in:

- African trypanosomiasis (B56.-†)
 - Chagas' disease (chronic) (B57.4†)
 - naegleriasis (B60.2†)
 - toxoplasmosis (B58.2†)
- Eosinophilic meningoencephalitis (B83.2†)

G05.8* Encephalitis, myelitis and encephalomyelitis in other diseases classified elsewhere

Encephalitis in systemic lupus erythematosus (M32.1†)

G06

Intracranial and intraspinal abscess and granuloma

Use additional code (B95-B97), if desired, to identify infectious agent.

G06.0 Intracranial abscess and granuloma

Abscess (embolic)(of):

- brain [any part]
- cerebellar
- cerebral
- otogenic

Intracranial abscess or granuloma:

- epidural
- extradural
- subdural

- G06.1 Intraspinal abscess and granuloma**
 Abscess (embolic) of spinal cord [any part]
 Intraspinal abscess or granuloma:
- epidural
 - extradural
 - subdural

G06.2 Extradural and subdural abscess, unspecified

- G07*** **Intracranial and intraspinal abscess and granuloma in diseases classified elsewhere**
 Abscess of brain:
- amoebic (A06.6†)
 - gonococcal (A54.8†)
 - tuberculous (A17.8†)
- Schistosomiasis granuloma of brain (B65.-†)
 Tuberculoma of:
- brain (A17.8†)
 - meninges (A17.1†)

- G08 Intracranial and intraspinal phlebitis and thrombophlebitis**
 Septic:
- | | | |
|--|---|--|
| <ul style="list-style-type: none"> • embolism • endophlebitis • phlebitis • thrombophlebitis • thrombosis | } | of intracranial or intraspinal
venous sinuses and veins |
|--|---|--|

- Excludes:** intracranial phlebitis and thrombophlebitis:
- complicating:
 - abortion or ectopic or molar pregnancy (O00-O07, O08.7)
 - pregnancy, childbirth and the puerperium (O22.5, O87.3)
 - of nonpyogenic origin (I67.6)
- nonpyogenic intraspinal phlebitis and thrombophlebitis (G95.1)

G09

Sequelae of inflammatory diseases of central nervous system

Note: Category G09 is to be used to indicate conditions whose primary classification is to G00-G08 (i.e. excluding those marked with an asterisk (*)) as the cause of sequelae, themselves classifiable elsewhere. The "sequelae" include conditions specified as such or as late effects, or those present one year or more after onset of the causal condition. For use of this category reference should be made to the relevant morbidity coding rules and guidelines in Volume 2 or mortality coding rules and guidelines in Part 2a Instruction Manual (NCHS).

Not to be used for chronic inflammatory disease of the central nervous system. Code these to current inflammatory disease of the central nervous system.

**Systemic atrophies primarily affecting the central nervous system
(G10-G14)**

G10

Huntington's disease

Huntington's chorea

G11

Hereditary ataxia

Excludes: cerebral palsy (G80.-)
hereditary and idiopathic neuropathy (G60.-)
metabolic disorders (E70-E90)

G11.0

Congenital nonprogressive ataxia

G11.1

Early-onset cerebellar ataxia

Note: Onset usually before the age of 20

Early-onset cerebellar ataxia with:

- essential tremor
- myoclonus [Hunt's ataxia]
- retained tendon reflexes

Friedreich's ataxia (autosomal recessive)

X-linked recessive spinocerebellar ataxia

G11.2

Late-onset cerebellar ataxia

Note: Onset usually after the age of 20

G11.3 **Cerebellar ataxia with defective DNA repair**
Ataxia telangiectasia [Louis-Bar]

Excludes: Cockayne's syndrome (Q87.1)
xeroderma pigmentosum (Q82.1)

G11.4 **Hereditary spastic paraplegia**

G11.8 **Other hereditary ataxias**

G11.9 **Hereditary ataxia, unspecified**

Hereditary cerebellar:

- ataxia NOS
- degeneration
- disease
- syndrome

G12

Spinal muscular atrophy and related syndromes

G12.0 **Infantile spinal muscular atrophy, type I [Werdnig-Hoffman]**

G12.1 **Other inherited spinal muscular atrophy**

Progressive bulbar palsy of childhood [Fazio-Londe]

Spinal muscular atrophy:

- adult form
- childhood form, type II
- distal
- juvenile form, type III [Kugelberg-Welander]
- scapuloperoneal form

INTERNATIONAL CLASSIFICATION OF DISEASES

- G12.2** **Motor neuron disease**
Familial motor neuron disease
Lateral sclerosis:
• amyotrophic
• primary
Progressive:
• bulbar palsy
• spinal muscular atrophy
- G12.20** **Advanced motor neuron disease**
 Grave motor neuron disease
 Severe motor neuron disease
- G12.8** **Other spinal muscular atrophies and related syndromes**
- G12.9** **Spinal muscular atrophy, unspecified**
- G13*** **Systemic atrophies primarily affecting central nervous system in diseases classified elsewhere**
- G13.0*** **Paraneoplastic neuromyopathy and neuropathy**
Carcinomatous neuromyopathy (C00-C97†)
Sensorial paraneoplastic neuropathy [Denny Brown] (C00-D48†)
- G13.1*** **Other systemic atrophy primarily affecting central nervous system in neoplastic disease**
Paraneoplastic limbic encephalopathy (C00-D48†)
- G13.2*** **Systemic atrophy primarily affecting central nervous system in myxoedema (E00.1†, E03.-†)**
- G13.8*** **Systemic atrophy primarily affecting central nervous system in other diseases classified elsewhere**
- G14** **Postpolio syndrome**
Postpolio myelitic syndrome
- Excludes:* sequelae of poliomyelitis (B91)

**Extrapyramidal and movement disorders
(G20-G26)**

G20

Parkinson's disease
 Hemiparkinsonism
 Paralysis agitans
 Parkinsonism or Parkinson's disease:

- NOS
- idiopathic
- primary

G20.00 Advanced Parkinson's disease
 Grave Parkinson's disease
 Severe Parkinson's disease

G21

Secondary parkinsonism

G21.0

Malignant neuroleptic syndrome
 Use additional external cause code (Chapter XX), if desired, to identify drug.

G21.1

Other drug- secondary parkinsonism
 Use additional external cause code (Chapter XX), if desired, to identify drug.

G21.2

Secondary parkinsonism due to other external agents
 Use additional external cause code (Chapter XX), if desired, to identify external agent.

G21.3

Postencephalitic parkinsonism

G21.4

Vascular parkinsonism

G21.8

Other secondary parkinsonism

G21.9

Secondary parkinsonism, unspecified

G22*

Parkinsonism in diseases classified elsewhere
 Syphilitic parkinsonism (A52.1†)

INTERNATIONAL CLASSIFICATION OF DISEASES

- G23** **Other degenerative diseases of basal ganglia**
Excludes: multi-system degeneration (G90.3)
- G23.0** **Hallervorden-Spatz disease**
Pigmentary pallidal degeneration
- G23.1** **Progressive supranuclear ophthalmoplegia [Steele-Richardson-Olszewski]**
- G23.2** **Striatonigral degeneration**
- G23.8** **Other specified degenerative diseases of basal ganglia**
Calcification of basal ganglia
- G23.9** **Degenerative disease of basal ganglia, unspecified**
- G24** **Dystonia**
Includes: dyskinesia

Excludes: athetoid cerebral palsy (G80.3)
- G24.0** **Drug-induced dystonia**
Use additional external cause code (Chapter XX), if desired, to identify drug.
- G24.1** **Idiopathic familial dystonia**
Idiopathic dystonia NOS
- G24.2** **Idiopathic nonfamilial dystonia**
- G24.3** **Spasmodic torticollis**
Excludes: torticollis NOS (M43.6)
- G24.4** **Idiopathic orofacial dystonia**
Orofacial dyskinesia
- G24.5** **Blepharospasm**
- G24.8** **Other dystonia**
- G24.9** **Dystonia, unspecified**
Dyskinesia NOS

G25

Other extrapyramidal and movement disorders

G25.0

Essential tremor

Familial tremor

Excludes: tremor NOS (R25.1)

G25.1

Drug-induced tremor

Use additional external cause code (Chapter XX), if desired, to identify drug.

G25.2

Other specified forms of tremor

Intention tremor

G25.3

Myoclonus

Drug-induced myoclonus

Use additional external cause code (Chapter XX), if desired, to identify drug, if drug-induced.

Excludes: facial myokymia (G51.4)
myoclonic epilepsy (G40.-)

G25.4

Drug-induced chorea

Use additional external cause code (Chapter XX), if desired, to identify drug.

G25.5

Other chorea

Chorea NOS

Excludes: chorea NOS with heart involvement (I02.0)
Huntington's chorea (G10)
rheumatic chorea (I02.-)
Sydenham's chorea (I02.-)

G25.6

Drug-induced tics and other tics of organic origin

Use additional external cause code (Chapter XX), if desired, to identify drug, if drug-induced.

Excludes: de la Tourette's syndrome (F95.2)
tic NOS (F95.9)

INTERNATIONAL CLASSIFICATION OF DISEASES

G25.8 Other specified extrapyramidal and movement disorders

Restless legs syndrome
Stiff-man syndrome

G25.9 Extrapyramidal and movement disorder, unspecified

G26*

Extrapyramidal and movement disorders in diseases classified elsewhere

Other degenerative diseases of the nervous system (G30-G32)

G30

Alzheimer's disease

Includes: senile and presenile forms

Excludes: senile:

- degeneration of brain NEC (G31.1)
 - dementia NOS (F03)
- senility NOS (R54)

G30.0 Alzheimer's disease with early onset

Note: Onset usually before the age of 65

G30.1 Alzheimer's disease with late onset

Note: Onset usually after the age of 65

G30.8 Other Alzheimer's disease

G30.9 Alzheimer's disease, unspecified

G31

Other degenerative diseases of nervous system, not elsewhere classified

Excludes: Reye's syndrome (G93.7)

G31.0 Circumscribed brain atrophy

Frontotemporal dementia (FTD)† (F02.0*)
Pick's disease
Progressive isolated aphasia

- G31.1** **Senile degeneration of brain, not elsewhere classified**
Excludes: Alzheimer's disease (G30.-)
 senility NOS (R54)
- G31.2** **Degeneration of nervous system due to alcohol**
Alcoholic:
• cerebellar:
 • ataxia
 • degeneration
• cerebral degeneration
• encephalopathy
Dysfunction of autonomic nervous system due to alcohol
- G31.8** **Other specified degenerative diseases of nervous system**
Grey-matter degeneration [Alpers]
Lewy body(ies) (dementia) (disease)
Subacute necrotizing encephalopathy [Leigh]
- G31.9** **Degenerative disease of nervous system, unspecified**
- G32*** **Other degenerative disorders of nervous system in diseases classified elsewhere**
- G32.0*** **Subacute combined degeneration of spinal cord in diseases classified elsewhere**
Subacute combined degeneration of spinal cord in vitamin B₁₂ deficiency (E53.8†)
- G32.8*** **Other specified degenerative disorders of nervous system in diseases classified elsewhere**

**Demyelinating diseases of the central nervous system
(G35-G37)**

G35

Multiple sclerosis

Multiple sclerosis (of):

- NOS
- brain stem
- cord
- disseminated
- generalized

G36

Other acute disseminated demyelination

Excludes: postinfectious encephalitis and encephalomyelitis NOS (G04.8)

G36.0

Neuromyelitis optica [Devic]

Demyelination in optic neuritis

Excludes: optic neuritis NOS (H46)

G36.1

Acute and subacute haemorrhagic leukoencephalitis [Hurst]

G36.8

Other specified acute disseminated demyelination

G36.9

Acute disseminated demyelination, unspecified

G37

Other demyelinating diseases of central nervous system

G37.0

Diffuse sclerosis

Periaxial encephalitis

Schilder's disease

Excludes: adrenoleukodystrophy [Addison-Schilder] (E71.3)

G37.1

Central demyelination of corpus callosum

G37.2

Central pontine myelinolysis

G37.3 **Acute transverse myelitis in demyelinating disease of central nervous system**
 Acute transverse myelitis NOS

Excludes: multiple sclerosis (G35)
 neuromyelitis optica [Devic] (G36.0)

G37.4 **Subacute necrotizing myelitis**

G37.5 **Concentric sclerosis [Baló]**

G37.8 **Other specified demyelinating diseases of central nervous system**

G37.9 **Demyelinating disease of central nervous system, unspecified**

**Episodic and paroxysmal disorders
 (G40-G47)**

G40

Epilepsy

Excludes: Landau-Kleffner syndrome (F80.3)
 seizure (convulsive) NOS (R56.8)
 status epilepticus (G41.-)
 Todd's paralysis (G83.8)

G40.0 **Localization-related (focal)(partial) idiopathic epilepsy and epileptic syndromes with seizures of localized onset**
 Benign childhood epilepsy with centrotemporal EEG spikes
 Childhood epilepsy with occipital EEG paroxysms

G40.1 **Localization-related (focal)(partial) symptomatic epilepsy and epileptic syndromes with simple partial seizures**
 Attacks without alteration of consciousness
 Simple partial seizures developing into secondarily generalized seizures

G40.2 **Localization-related (focal)(partial) symptomatic epilepsy and epileptic syndromes with complex partial seizures**
 Attacks with alteration of consciousness, often with automatisms
 Complex partial seizures developing into secondarily generalized seizures

G40.3 Generalized idiopathic epilepsy and epileptic syndromes

Benign:

- myoclonic epilepsy in infancy
- neonatal convulsions (familial)

Childhood absence epilepsy [pyknolepsy]

Epilepsy with grand mal seizures on awakening

Juvenile:

- absence epilepsy
- myoclonic epilepsy [impulsive petit mal]

Nonspecific epileptic seizures:

- atonic
- clonic
- myoclonic
- tonic
- tonic-clonic

G40.4 Other generalized epilepsy and epileptic syndromes

Epilepsy with:

- myoclonic absences
- myoclonic-astatic seizures

Infantile spasms

Lennox-Gastaut syndrome

Salaam attacks

Symptomatic early myoclonic encephalopathy

West's syndrome

G40.5 Special epileptic syndromes

Epilepsia partialis continua [Kozhevnikof]

Epileptic seizures related to:

- alcohol
- drugs
- hormonal changes
- sleep deprivation
- stress

Use additional external cause code (Chapter XX), if desired, to identify drug, if drug-induced.

G40.6 Grand mal seizures, unspecified (with or without petit mal)

G40.7 **Petit mal, unspecified, without grand mal seizures**

G40.8 **Other epilepsy**

Epilepsies and epileptic syndromes undetermined as to whether they are focal or generalized

G40.9 **Epilepsy, unspecified**

Epileptic:

- convulsions NOS
- fits NOS
- seizures NOS

G41

Status epilepticus

G41.0 **Grand mal status epilepticus**

Tonic-clonic status epilepticus

Excludes: epilepsia partialis continua [Kozhevnikof] (G40.5)

G41.1 **Petit mal status epilepticus**

Epileptic absence status

G41.2 **Complex partial status epilepticus**

G41.8 **Other status epilepticus**

G41.9 **Status epilepticus, unspecified**

G43

Migraine

Use additional external cause code (Chapter XX), if desired, to identify drug, if drug-induced.

Excludes: headache NOS (R51)

G43.0 **Migraine without aura [common migraine]**

INTERNATIONAL CLASSIFICATION OF DISEASES

G43.1 **Migraine with aura [classical migraine]**

Migraine:

- aura without headache
- basilar
- equivalents
- familial hemiplegic
- with:
 - acute-onset aura
 - prolonged aura
 - typical aura

G43.2 **Status migrainosus**

G43.3 **Complicated migraine**

G43.8 **Other migraine**

Ophthalmoplegic migraine

Retinal migraine

G43.9 **Migraine, unspecified**

G44 **Other headache syndromes**

Excludes: atypical facial pain (G50.1)
 headache NOS (R51)
 trigeminal neuralgia (G50.0)

G44.0 **Cluster headache syndrome**

Chronic paroxysmal hemicrania

Cluster headache:

- chronic
- episodic

G44.1 **Vascular headache, not elsewhere classified**

Vascular headache NOS

G44.2 **Tension-type headache**

Chronic tension-type headache

Episodic tension headache

Tension headache NOS

- G44.3** **Chronic post-traumatic headache**
- G44.4** **Drug-induced headache, not elsewhere classified**
Use additional external cause code (Chapter XX), if desired, to identify drug.
- G44.8** **Other specified headache syndromes**
- G45** **Transient cerebral ischaemic attacks and related syndromes**
Excludes: neonatal cerebral ischaemia (P91.0)
- G45.0** **Vertebro-basilar artery syndrome**
- G45.1** **Carotid artery syndrome (hemispheric)**
- G45.2** **Multiple and bilateral precerebral artery syndromes**
- G45.3** **Amaurosis fugax**
- G45.4** **Transient global amnesia**
Excludes: amnesia NOS (R41.3)
- G45.8** **Other transient cerebral ischaemic attacks and related syndromes**
- G45.9** **Transient cerebral ischaemic attack, unspecified**
Spasm of cerebral artery
Transient cerebral ischaemia NOS
- G46*** **Vascular syndromes of brain in cerebrovascular diseases (I60-I67†)**
- G46.0*** **Middle cerebral artery syndrome (I66.0†)**
- G46.1*** **Anterior cerebral artery syndrome (I66.1†)**
- G46.2*** **Posterior cerebral artery syndrome (I66.2†)**

G46.3* **Brain stem stroke syndrome (I60-I67†)**

Syndrome:

- Benedikt
- Claude
- Foville
- Millard-Gubler
- Wallenberg
- Weber

G46.4* **Cerebellar stroke syndrome (I60-I67†)**

G46.5* **Pure motor lacunar syndrome (I60-I67†)**

G46.6* **Pure sensory lacunar syndrome (I60-I67†)**

G46.7* **Other lacunar syndromes (I60-I67†)**

G46.8* **Other vascular syndromes of brain in cerebrovascular diseases (I60-I67†)**

G47

Sleep disorders

Excludes: nightmares (F51.5)
nonorganic sleep disorders (F51.-)
sleep terrors (F51.4)
sleepwalking (F51.3)

G47.0 **Disorders of initiating and maintaining sleep [insomnias]**

G47.1 **Disorders of excessive somnolence [hypersomnias]**

G47.2 **Disorders of the sleep-wake schedule**

Delayed sleep phase syndrome
Irregular sleep-wake pattern

G47.3 **Sleep apnoea**

Sleep apnoea:

- central
- obstructive

Excludes: pickwickian syndrome (E66.2)
sleep apnoea of newborn (P28.3)

G47.4 Narcolepsy and cataplexy

G47.8 Other sleep disorders
Kleine-Levin syndrome

G47.9 Sleep disorder, unspecified

**Nerve, nerve root and plexus disorders
(G50-G59)**

Excludes: current traumatic nerve, nerve root and plexus disorders - see nerve injury by
 body region
 neuralgia } NOS (M79.2)
 neuritis } NOS (M79.2)
 peripheral neuritis in pregnancy (O26.8)
 radiculitis NOS (M54.1)

G50 Disorders of trigeminal nerve
Includes: disorders of 5th cranial nerve

G50.0 Trigeminal neuralgia
Syndrome of paroxysmal facial pain
Tic douloureux

G50.1 Atypical facial pain

G50.8 Other disorders of trigeminal nerve

G50.9 Disorder of trigeminal nerve, unspecified

G51 Facial nerve disorders
Includes: disorders of 7th cranial nerve

G51.0 Bell's palsy
Facial palsy

G51.1 Geniculate ganglionitis
Excludes: postherpetic geniculate ganglionitis (B02.2)

INTERNATIONAL CLASSIFICATION OF DISEASES

- G51.2** **Melkersson's syndrome**
Melkersson-Rosenthal syndrome
- G51.3** **Clonic hemifacial spasm**
- G51.4** **Facial myokymia**
- G51.8** **Other disorders of facial nerve**
- G51.9** **Disorder of facial nerve, unspecified**
- G52** **Disorders of other cranial nerves**
Excludes: disorders of:
- acoustic [8th] nerve (H93.3)
 - optic [2nd] nerve (H46, H47.0)
- paralytic strabismus due to nerve palsy (H49.0-H49.2)
- G52.0** **Disorders of olfactory nerve**
Disorder of 1st cranial nerve
- G52.1** **Disorders of glossopharyngeal nerve**
Disorder of 9th cranial nerve
Glossopharyngeal neuralgia
- G52.2** **Disorders of vagus nerve**
Disorder of pneumogastric [10th] nerve
- G52.3** **Disorders of hypoglossal nerve**
Disorder of 12th cranial nerve
- G52.7** **Disorders of multiple cranial nerves**
Polyneuritis cranialis
- G52.8** **Disorders of other specified cranial nerves**
- G52.9** **Cranial nerve disorder, unspecified**

G53*

Cranial nerve disorders in diseases classified elsewhere

G53.0*

Postzoster neuralgia (B02.2†)

Postherpetic:

- geniculate ganglionitis
- trigeminal neuralgia

G53.1*

Multiple cranial nerve palsies in infectious and parasitic diseases classified elsewhere (A00-B99†)

G53.2*

Multiple cranial nerve palsies in sarcoidosis (D86.8†)

G53.3*

Multiple cranial nerve palsies in neoplastic disease (C00-D48†)

G53.8*

Other cranial nerve disorders in other diseases classified elsewhere

G54

Nerve root and plexus disorders

Excludes: current traumatic nerve root and plexus disorders - see nerve injury by body region

intervertebral disc disorders (M50-M51)

neuralgia or neuritis NOS (M79.2)

neuritis or radiculitis:

- brachial NOS
 - lumbar NOS
 - lumbosacral NOS
 - thoracic NOS
 - radiculitis NOS
 - radiculopathy NOS
 - spondylosis (M47.-)
- } (M54.1)

G54.0

Brachial plexus disorders

Thoracic outlet syndrome

G54.1

Lumbosacral plexus disorders

G54.2

Cervical root disorders, not elsewhere classified

G54.3

Thoracic root disorders, not elsewhere classified

G54.4

Lumbosacral root disorders, not elsewhere classified

INTERNATIONAL CLASSIFICATION OF DISEASES

- G54.5** **Neuralgic amyotrophy**
Parsonage-Aldren-Turner syndrome
Shoulder-girdle neuritis
- G54.6** **Phantom limb syndrome with pain**
- G54.7** **Phantom limb syndrome without pain**
Phantom limb syndrome NOS
- G54.8** **Other nerve root and plexus disorders**
- G54.9** **Nerve root and plexus disorder, unspecified**
- G55*** **Nerve root and plexus compressions in diseases classified elsewhere**
- G55.0*** **Nerve root and plexus compressions in neoplastic disease (C00-D48†)**
- G55.1*** **Nerve root and plexus compressions in intervertebral disc disorders (M50-M51†)**
- G55.2*** **Nerve root and plexus compressions in spondylosis (M47.-†)**
- G55.3*** **Nerve root and plexus compressions in other dorsopathies (M45-M46†, M48.-†, M53-M54†)**
- G55.8*** **Nerve root and plexus compressions in other diseases classified elsewhere**
- G56** **Mononeuropathies of upper limb**
Excludes: current traumatic nerve disorder - see nerve injury by body region
- G56.0** **Carpal tunnel syndrome**
- G56.1** **Other lesions of median nerve**
- G56.2** **Lesion of ulnar nerve**
Tardy ulnar nerve palsy
- G56.3** **Lesion of radial nerve**
- G56.4** **Causalgia**

- G56.8** **Other mononeuropathies of upper limb**
Interdigital neuroma of upper limb
- G56.9** **Mononeuropathy of upper limb, unspecified**
- G57** **Mononeuropathies of lower limb**
Excludes: current traumatic nerve disorder - see nerve injury by body region
- G57.0** **Lesion of sciatic nerve**
Excludes: sciatica:
 - NOS (M54.3)
 - attributed to intervertebral disc disorder (M51.1)
- G57.1** **Meralgia paraesthetica**
Lateral cutaneous nerve of thigh syndrome
- G57.2** **Lesion of femoral nerve**
- G57.3** **Lesion of lateral popliteal nerve**
Peroneal nerve palsy
- G57.4** **Lesion of medial popliteal nerve**
- G57.5** **Tarsal tunnel syndrome**
- G57.6** **Lesion of plantar nerve**
Morton's metatarsalgia
- G57.8** **Other mononeuropathies of lower limb**
Interdigital neuroma of lower limb
- G57.9** **Mononeuropathy of lower limb, unspecified**
- G58** **Other mononeuropathies**
- G58.0** **Intercostal neuropathy**
- G58.7** **Mononeuritis multiplex**

G58.8 **Other specified mononeuropathies**

G58.9 **Mononeuropathy, unspecified**

G59* **Mononeuropathy in diseases classified elsewhere**

G59.0* **Diabetic mononeuropathy (E10-E14† with common fourth character .4)**

G59.8* **Other mononeuropathies in diseases classified elsewhere**

**Polyneuropathies and other disorders of the peripheral nervous system
(G60-G64)**

Excludes: neuralgia NOS (M79.2)
 neuritis NOS (M79.2)
 peripheral neuritis in pregnancy (O26.8)
 radiculitis NOS (M54.1)

G60 **Hereditary and idiopathic neuropathy**

G60.0 **Hereditary motor and sensory neuropathy**

Disease:

- Charcot-Marie-Tooth
- Déjerine-Sottas

Hereditary motor and sensory neuropathy, types I-IV

Hypertrophic neuropathy of infancy

Peroneal muscular atrophy (axonal type)(hypertrophic type)

Roussy-Lévy syndrome

G60.1 **Refsum's disease**

G60.2 **Neuropathy in association with hereditary ataxia**

G60.3 **Idiopathic progressive neuropathy**

- G60.8** **Other hereditary and idiopathic neuropathies**
Morvan's disease
Nelaton's syndrome
Sensory neuropathy:
• dominantly inherited
• recessively inherited
- G60.9** **Hereditary and idiopathic neuropathy, unspecified**
- G61** **Inflammatory polyneuropathy**
- G61.0** **Guillain-Barré syndrome**
Acute (post-)infective polyneuritis
- G61.1** **Serum neuropathy**
Use additional external cause code (Chapter XX), if desired, to identify cause.
- G61.8** **Other inflammatory polyneuropathies**
- G61.9** **Inflammatory polyneuropathy, unspecified**
- G62** **Other polyneuropathies**
- G62.0** **Drug-induced polyneuropathy**
Use additional external cause code (Chapter XX), if desired, to identify drug.
- G62.1** **Alcoholic polyneuropathy**
- G62.2** **Polyneuropathy due to other toxic agents**
Use additional external cause code (Chapter XX), if desired, to identify toxic agent.
- G62.8** **Other specified polyneuropathies**
Radiation-induced polyneuropathy

Use additional external cause code (Chapter XX), if desired, to identify cause.
- G62.9** **Polyneuropathy, unspecified**
Neuropathy NOS

G63*

Polyneuropathy in diseases classified elsewhere

G63.0*

Polyneuropathy in infectious and parasitic diseases classified elsewhere

Polyneuropathy (in):

- diphtheria (A36.8†)
- infectious mononucleosis (B27.-†)
- leprosy (A30.-†)
- Lyme disease (A69.2†)
- mumps (B26.8†)
- postherpetic (B02.2†)
- syphilis, late (A52.1†)
 - congenital (A50.4†)
- tuberculous (A17.8†)

G63.1*

Polyneuropathy in neoplastic disease (C00-D48†)

G63.2*

Diabetic polyneuropathy (E10-E14† with common fourth character .4)

G63.3*

Polyneuropathy in other endocrine and metabolic diseases (E00-E07†, E15-E16†, E20-E34†, E70-E89†)

G63.4*

Polyneuropathy in nutritional deficiency (E40-E64†)

G63.5*

Polyneuropathy in systemic connective tissue disorders (M30-M35†)

G63.6*

Polyneuropathy in other musculoskeletal disorders (M00-M25†, M40-M96†)

G63.8*

Polyneuropathy in other diseases classified elsewhere

Uraemic neuropathy (N18.8†)

G64

Other disorders of peripheral nervous system

Disorder of peripheral nervous system NOS

**Diseases of myoneural junction and muscle
(G70-G73)**

G70 Myasthenia gravis and other myoneural disorders

Excludes: botulism (A05.1)
transient neonatal myasthenia gravis (P94.0)

G70.0 Myasthenia gravis

Use additional external cause code (Chapter XX), if desired, to identify drug, if drug-induced.

G70.1 Toxic myoneural disorders

Use additional external cause code (Chapter XX), if desired, to identify toxic agent.

G70.2 Congenital and developmental myasthenia

G70.8 Other specified myoneural disorders

G70.9 Myoneural disorder, unspecified

G71 Primary disorders of muscles

Excludes: arthrogryposis multiplex congenita (Q74.3)
metabolic disorders (E70-E90)
myositis (M60.-)

G71.0 Muscular dystrophy

Muscular dystrophy:

- autosomal recessive, childhood type, resembling Duchenne or Becker
- benign [Becker]
- benign scapulooperoneal with early contractures [Emery-Dreifuss]
- distal
- facioscapulohumeral
- limb-girdle
- ocular
- oculopharyngeal
- scapulooperoneal
- severe [Duchenne]

Excludes: congenital muscular dystrophy:

- NOS (G71.2)
- with specific morphological abnormalities of the muscle fibre (G71.2)

G71.1 Myotonic disorders

Dystrophia myotonica [Steinert]

Myotonia:

- chondrodystrophic
- drug-induced
- symptomatic

Myotonia congenita:

- NOS
- dominant [Thomsen]
- recessive [Becker]

Neuromyotonia [Isaacs]

Paramyotonia congenita

Pseudomyotonia

Use additional external cause code (Chapter XX), if desired, to identify drug, if drug-induced.

- G71.2** **Congenital myopathies**
Congenital muscular dystrophy:
• NOS
• with specific morphological abnormalities of the muscle fibre
Disease:
• central core
• minicore
• multicore
Fibre-type disproportion
Myopathy:
• myotubular (centronuclear)
• nemaline
- G71.3** **Mitochondrial myopathy, not elsewhere classified**
- G71.8** **Other primary disorders of muscles**
- G71.9** **Primary disorder of muscle, unspecified**
Hereditary myopathy NOS
- G72** **Other myopathies**
Excludes: arthrogryposis multiplex congenita (Q74.3)
 dermatopolymyositis (M33.-)
 ischaemic infarction of muscle (M62.2)
 myositis (M60.-)
 polymyositis (M33.2)
- G72.0** **Drug-induced myopathy**
Use additional external cause code (Chapter XX), if desired, to identify drug.
- G72.1** **Alcoholic myopathy**
- G72.2** **Myopathy due to other toxic agents**
Use additional external cause code (Chapter XX), if desired, to identify toxic agent.

- G72.3** **Periodic paralysis**
Periodic paralysis (familial):
- hyperkalaemic
 - hypokalaemic
 - myotonic
 - normokalaemic
- G72.4** **Inflammatory myopathy, not elsewhere classified**
- G72.8** **Other specified myopathies**
- G72.9** **Myopathy, unspecified**
- G73*** **Disorders of myoneural junction and muscle in diseases classified elsewhere**
- G73.0*** **Myasthenic syndromes in endocrine diseases**
Myasthenic syndromes in:
- diabetic amyotrophy (E10-E14† with common fourth character .4)
 - thyrotoxicosis [hyperthyroidism] (E05.-†)
- G73.1*** **Eaton-Lambert syndrome (C80†)**
- G73.2*** **Other myasthenic syndromes in neoplastic disease (C00-D48†)**
- G73.3*** **Myasthenic syndromes in other diseases classified elsewhere**
- G73.4*** **Myopathy in infectious and parasitic diseases classified elsewhere**
- G73.5*** **Myopathy in endocrine diseases**
Myopathy in:
- hyperparathyroidism (E21.0-E21.3†)
 - hypoparathyroidism (E20.-†)
- Thyrotoxic myopathy (E05.-†)
- G73.6*** **Myopathy in metabolic diseases**
Myopathy in:
- glycogen storage disease (E74.0†)
 - lipid storage disorders (E75.-†)

G73.7* **Myopathy in other diseases classified elsewhere**

Myopathy in:

- rheumatoid arthritis (M05-M06†)
- scleroderma (M34.8†)
- sicca syndrome [Sjögren] (M35.0†)
- systemic lupus erythematosus (M32.1†)

**Cerebral palsy and other paralytic syndromes
(G80-G83)**

G80

Cerebral palsy

Excludes: hereditary spastic paraplegia (G11.4)

G80.0 **Spastic quadriplegic cerebral palsy**

Spastic tetraplegic cerebral palsy

G80.1 **Spastic diplegic cerebral palsy**

Congenital spastic paralysis (cerebral)

Spastic cerebral palsy NOS

G80.2 **Spastic hemiplegic cerebral palsy**

G80.3 **Dyskinetic cerebral palsy**

Athetoid cerebral palsy

Dystonic cerebral palsy

G80.4 **Ataxic cerebral palsy**

G80.8 **Other cerebral palsy**

Mixed cerebral palsy syndromes

G80.9 **Cerebral palsy, unspecified**

Cerebral palsy NOS

G81

Hemiplegia

Note: For primary coding, this category is to be used only when hemiplegia (complete) (incomplete) is reported without further specification, or is stated to be old or longstanding but of unspecified cause. The category is also for use in multiple coding to identify these types of hemiplegia resulting from any cause.

Excludes: congenital cerebral palsy (G80.-)

G81.0 Flaccid hemiplegia

G81.1 Spastic hemiplegia

G81.9 Hemiplegia, unspecified

G82

Paraplegia and tetraplegia

Note: For primary coding, this category is to be used only when the listed conditions are reported without further specification, or are stated to be old or longstanding but of unspecified cause. The category is also for use in multiple coding to identify these conditions resulting from any cause.

Excludes: congenital cerebral palsy (G80.-)

G82.0 Flaccid paraplegia

G82.1 Spastic paraplegia

G82.2 Paraplegia, unspecified
Paralysis of both lower limbs NOS
Paraplegia (lower) NOS

G82.3 Flaccid tetraplegia

G82.4 Spastic tetraplegia

G82.5 Tetraplegia, unspecified
Quadriplegia NOS

G83

Other paralytic syndromes

Note: For primary coding, this category is to be used only when the listed conditions are reported without further specification, or are stated to be old or longstanding but of unspecified cause. The category is also for use in multiple coding to identify these conditions resulting from any cause.

Includes: paralysis (complete)(incomplete), except as in G80-G82

G83.0

Diplegia of upper limbs

Diplegia (upper)
Paralysis of both upper limbs

G83.1

Monoplegia of lower limb

Paralysis of lower limb

G83.2

Monoplegia of upper limb

Paralysis of upper limb

G83.3

Monoplegia, unspecified

G83.4

Cauda equina syndrome

Neurogenic bladder due to cauda equina syndrome

Excludes: cord bladder NOS (G95.8)

G83.8

Other specified paralytic syndromes

Todd's paralysis (postepileptic)

G83.9

Paralytic syndrome, unspecified

**Other disorders of the nervous system
(G90-G99)**

G90

Disorders of autonomic nervous system

Excludes: dysfunction of autonomic nervous system due to alcohol (G31.2)

G90.0

Idiopathic peripheral autonomic neuropathy

Carotid sinus syncope

INTERNATIONAL CLASSIFICATION OF DISEASES

G90.1 **Familial dysautonomia [Riley-Day]**

G90.2 **Horner's syndrome**
Bernard(-Horner) syndrome

G90.3 **Multi-system degeneration**
Neurogenic orthostatic hypotension [Shy-Drager]

Excludes: orthostatic hypotension NOS (I95.1)

G90.4 **Autonomic dysreflexia**

G90.8 **Other disorders of autonomic nervous system**

G90.9 **Disorder of autonomic nervous system, unspecified**

G91 **Hydrocephalus**

Includes: acquired hydrocephalus

Excludes: hydrocephalus:

- congenital (Q03.-)
- due to congenital toxoplasmosis (P37.1)

G91.0 **Communicating hydrocephalus**

G91.1 **Obstructive hydrocephalus**

G91.2 **Normal-pressure hydrocephalus**

G91.3 **Post-traumatic hydrocephalus, unspecified**

G91.8 **Other hydrocephalus**

G91.9 **Hydrocephalus, unspecified**

G92 **Toxic encephalopathy**

Use additional external cause code (Chapter XX), if desired, to identify toxic agent.

G93

Other disorders of brain

G93.0

Cerebral cysts

Arachnoid cyst
Porencephalic cyst, acquired

Excludes: acquired periventricular cysts of newborn (P91.1)
congenital cerebral cysts (Q04.6)

G93.1

Anoxic brain damage, not elsewhere classified

Excludes: complicating:

- abortion or ectopic or molar pregnancy (O00-O07, O08.8)
 - pregnancy, labour or delivery (O29.2, O74.3, O89.2)
 - surgical and medical care (T80-T88)
- neonatal anoxia (P21.9)

G93.2

Benign intracranial hypertension

Excludes: hypertensive encephalopathy (I67.4)

G93.3

Postviral fatigue syndrome

Benign myalgic encephalomyelitis

G93.4

Encephalopathy, unspecified

Excludes: encephalopathy:

- alcoholic (G31.2)
- toxic (G92)

G93.5

Compression of brain

Compression }
Herniation } of brain (stem)

Excludes: traumatic compression of brain (diffuse) (S06.2)

- focal (S06.3)

G93.6

Cerebral oedema

Excludes: cerebral oedema:

- due to birth injury (P11.0)
- traumatic (S06.1)

INTERNATIONAL CLASSIFICATION OF DISEASES

- G93.7** **Reye's syndrome**
Use additional external cause code (Chapter XX), if desired, to identify cause.
- G93.8** **Other specified disorders of brain**
Postradiation encephalopathy

Use additional external cause code (Chapter XX), if desired, to identify cause.
- G93.9** **Disorder of brain, unspecified**
- G94*** **Other disorders of brain in diseases classified elsewhere**
- G94.0*** **Hydrocephalus in infectious and parasitic diseases classified elsewhere (A00-B99†)**
- G94.1*** **Hydrocephalus in neoplastic disease (C00-D48†)**
- G94.2*** **Hydrocephalus in other diseases classified elsewhere**
- G94.8*** **Other specified disorders of brain in diseases classified elsewhere**
- G95** **Other diseases of spinal cord**
Excludes: myelitis (G04.-)
- G95.0** **Syringomyelia and syringobulbia**
- G95.1** **Vascular myelopathies**
Acute infarction of spinal cord (embolic)(nonembolic)
Arterial thrombosis of spinal cord
Haematomyelia
Nonpyogenic intraspinal phlebitis and thrombophlebitis
Oedema of spinal cord
Subacute necrotic myelopathy

Excludes: intraspinal phlebitis and thrombophlebitis, except non-pyogenic (G08)
- G95.2** **Cord compression, unspecified**

G95.8 Other specified diseases of spinal cord

Cord bladder NOS

Myelopathy:

- drug-induced
- radiation-induced

Use additional external cause code (Chapter XX), if desired, to identify external agent.

Excludes: neurogenic bladder:

- NOS (N31.9)
 - due to cauda equina syndrome (G83.4)
- neuromuscular dysfunction of bladder without mention of spinal cord lesion (N31.-)

G95.9 Disease of spinal cord, unspecified

Myelopathy NOS

G96

Other disorders of central nervous system

G96.0 Cerebrospinal fluid leak

Excludes: from spinal puncture (G97.0)

G96.1 Disorders of meninges, not elsewhere classified

Meningeal adhesions (cerebral)(spinal)

G96.8 Other specified disorders of central nervous system

G96.9 Disorder of central nervous system, unspecified

G97

Postprocedural disorders of nervous system, not elsewhere classified

G97.0 Cerebrospinal fluid leak from spinal puncture

G97.1 Other reaction to spinal and lumbar puncture

G97.2 Intracranial hypotension following ventricular shunting

G97.8 Other postprocedural disorders of nervous system

INTERNATIONAL CLASSIFICATION OF DISEASES

- G97.9** **Postprocedural disorder of nervous system, unspecified**
- G98** **Other disorders of nervous system, not elsewhere classified**
Nervous system disorder NOS
- G99*** **Other disorders of nervous system in diseases classified elsewhere**
- G99.0*** **Autonomic neuropathy in endocrine and metabolic diseases**
Amyloid autonomic neuropathy (E85.-†)
Diabetic autonomic neuropathy (E10-E14† with common fourth character .4)
- G99.1*** **Other disorders of autonomic nervous system in other diseases classified elsewhere**
- G99.2*** **Myelopathy in diseases classified elsewhere**
Anterior spinal and vertebral artery compression syndromes (M47.0†)
Myelopathy in:
 - intervertebral disc disorders (M50.0†, M51.0†)
 - neoplastic disease (C00-D48†)
 - spondylosis (M47.-†)
- G99.8*** **Other specified disorders of nervous system in diseases classified elsewhere**
Uraemic paralysis (N18.5†)

CHAPTER VII

Diseases of the eye and adnexa (H00-H59)

Excludes: certain conditions originating in the perinatal period (P00-P96)
certain infectious and parasitic diseases (A00-B99)
complications of pregnancy, childbirth and the puerperium (O00-O99)
congenital malformations, deformations and chromosomal abnormalities (Q00-Q99)
endocrine, nutritional and metabolic diseases (E00-E90)
injury, poisoning and certain other consequences of external causes (S00-T98)
neoplasms (C00-D48)
symptoms, signs and abnormal clinical and laboratory findings, not elsewhere classified (R00-R99)

This chapter contains the following blocks:

H00-H06	Disorders of eyelid, lacrimal system and orbit
H10-H13	Disorders of conjunctiva
H15-H22	Disorders of sclera, cornea, iris and ciliary body
H25-H28	Disorders of lens
H30-H36	Disorders of choroid and retina
H40-H42	Glaucoma
H43-H45	Disorders of vitreous body and globe
H46-H48	Disorders of optic nerve and visual pathways
H49-H52	Disorders of ocular muscles, binocular movement, accommodation and refraction
H53-H54	Visual disturbances and blindness
H55-H59	Other disorders of eye and adnexa

Asterisk categories for this chapter are provided as follows:

H03*	Disorders of eyelid in diseases classified elsewhere
H06*	Disorders of lacrimal system and orbit in diseases classified elsewhere
H13*	Disorders of conjunctiva in diseases classified elsewhere
H19*	Disorders of sclera and cornea in diseases classified elsewhere
H22*	Disorders of iris and ciliary body in diseases classified elsewhere
H28*	Cataract and other disorders of lens in diseases classified elsewhere
H32*	Chorioretinal disorders in diseases classified elsewhere
H36*	Retinal disorders in diseases classified elsewhere
H42*	Glaucoma in diseases classified elsewhere
H45*	Disorders of vitreous body and globe in diseases classified elsewhere
H48*	Disorders of optic nerve and visual pathways in diseases classified elsewhere
H58*	Other disorders of eye and adnexa in diseases classified elsewhere

**Disorders of eyelid, lacrimal system and orbit
(H00-H06)**

- H00** **Hordeolum and chalazion**
- H00.0** **Hordeolum and other deep inflammation of eyelid**
Abscess }
Furuncle } of eyelid
Stye }
- H00.1** **Chalazion**
- H01** **Other inflammation of eyelid**
- H01.0** **Blepharitis**
Excludes: blepharoconjunctivitis (H10.5)
- H01.1** **Noninfectious dermatoses of eyelid**
Dermatitis:
• allergic }
• contact } of eyelid
• eczematous }
Discoid lupus erythematosus }
Xeroderma }
- H01.8** **Other specified inflammation of eyelid**
- H01.9** **Inflammation of eyelid, unspecified**
- H02** **Other disorders of eyelid**
Excludes: congenital malformations of eyelid (Q10.0-Q10.3)
- H02.0** **Entropion and trichiasis of eyelid**
- H02.1** **Ectropion of eyelid**

- H02.2 Lagophthalmos**
- H02.3 Blepharochalasis**
- H02.4 Ptosis of eyelid**
- H02.5 Other disorders affecting eyelid function**
 Ankyloblepharon
 Blepharophimosis
 Lid retraction
- Excludes:* blepharospasm (G24.5)
 tic (psychogenic) (F95.-)
 • organic (G25.6)
- H02.6 Xanthelasma of eyelid**
- H02.7 Other degenerative disorders of eyelid and periocular area**
 Chloasma }
 Madarosis } of eyelid
 Vitiligo }
- H02.8 Other specified disorders of eyelid**
 Hypertrichosis of eyelid
 Retained foreign body in eyelid
- H02.9 Disorder of eyelid, unspecified**
- H03*** **Disorders of eyelid in diseases classified elsewhere**
- H03.0*** **Parasitic infestation of eyelid in diseases classified elsewhere**
 Dermatitis of eyelid due to *Demodex* species (B88.0†)
 Parasitic infestation of eyelid in:
- leishmaniasis (B55.-†)
 - loiasis (B74.3†)
 - onchocerciasis (B73†)
 - phthiriasis (B85.3†)

INTERNATIONAL CLASSIFICATION OF DISEASES

H03.1* Involvement of eyelid in other infectious diseases classified elsewhere

Involvement of eyelid in:

- herpesviral [herpes simplex] infection (B00.5†)
- leprosy (A30.-†)
- molluscum contagiosum (B08.1†)
- tuberculosis (A18.4†)
- yaws (A66.-†)
- zoster (B02.3†)

H03.8* Involvement of eyelid in other diseases classified elsewhere

Involvement of eyelid in impetigo (L01.0†)

H04 Disorders of lacrimal system

Excludes: congenital malformations of lacrimal system (Q10.4-Q10.6)

H04.0 Dacryoadenitis

Chronic enlargement of lacrimal gland

H04.1 Other disorders of lacrimal gland

Dacryops

Dry eye syndrome

Lacrimal:

- cyst
- gland atrophy

H04.2 Epiphora

H04.3 Acute and unspecified inflammation of lacrimal passages

Dacryocystitis (phlegmonous)

Dacryopericystitis

Lacrimal canaliculitis

} acute, subacute or unspecified

Excludes: neonatal dacryocystitis (P39.1)

H04.4 Chronic inflammation of lacrimal passages

Dacryocystitis

Lacrimal:

- canaliculitis
- mucocele

} chronic

H04.5 Stenosis and insufficiency of lacrimal passages

- Dacryolith
- Eversion of lacrimal punctum
- Stenosis of lacrimal:
 - canaliculi
 - duct
 - sac

H04.6 Other changes in lacrimal passages

Lacrimal fistula

H04.8 Other disorders of lacrimal system

H04.9 Disorder of lacrimal system, unspecified

H05

Disorders of orbit

Excludes: congenital malformation of orbit (Q10.7)

H05.0 Acute inflammation of orbit

- Abscess
 - Cellulitis
 - Osteomyelitis
 - Periostitis
 - Tenonitis
- } of orbit

H05.1 Chronic inflammatory disorders of orbit

Granuloma of orbit

H05.2 Exophthalmic conditions

- Displacement of globe (lateral) NOS
 - Haemorrhage
 - Oedema
- } of orbit

H05.3 Deformity of orbit

- Atrophy
 - Exostosis
- } of orbit

H05.4 Enophthalmos

INTERNATIONAL CLASSIFICATION OF DISEASES

- H05.5** **Retained (old) foreign body following penetrating wound of orbit**
Retrobulbar foreign body
- H05.8** **Other disorders of orbit**
Cyst of orbit
- H05.9** **Disorder of orbit, unspecified**
- H06*** **Disorders of lacrimal system and orbit in diseases classified elsewhere**
- H06.0*** **Disorders of lacrimal system in diseases classified elsewhere**
- H06.1*** **Parasitic infestation of orbit in diseases classified elsewhere**
Echinococcus infection of orbit (B67.-†)
Myiasis of orbit (B87.2†)
- H06.2*** **Dysthyroid exophthalmos (E05.-†)**
- H06.3*** **Other disorders of orbit in diseases classified elsewhere**

Disorders of conjunctiva (H10-H13)

- H10** **Conjunctivitis**
Excludes: keratoconjunctivitis (H16.2)
- H10.0** **Mucopurulent conjunctivitis**
- H10.1** **Acute atopic conjunctivitis**
- H10.2** **Other acute conjunctivitis**
- H10.3** **Acute conjunctivitis, unspecified**
Excludes: ophthalmia neonatorum NOS (P39.1)
- H10.4** **Chronic conjunctivitis**
- H10.5** **Blepharoconjunctivitis**

- H10.8** **Other conjunctivitis**
- H10.9** **Conjunctivitis, unspecified**
- H11** **Other disorders of conjunctiva**
Excludes: keratoconjunctivitis (H16.2)
- H11.0** **Pterygium**
Excludes: pseudopterygium (H11.8)
- H11.1** **Conjunctival degenerations and deposits**
Conjunctival:
- argyrosis [argyria]
 - concretions
 - pigmentation
 - xerosis NOS
- H11.2** **Conjunctival scars**
Symblepharon
- H11.3** **Conjunctival haemorrhage**
Subconjunctival haemorrhage
- H11.4** **Other conjunctival vascular disorders and cysts**
Conjunctival:
- aneurysm
 - hyperaemia
 - oedema
- H11.8** **Other specified disorders of conjunctiva**
Pseudopterygium
- H11.9** **Disorder of conjunctiva, unspecified**
- H13*** **Disorders of conjunctiva in diseases classified elsewhere**
- H13.0*** **Filarial infection of conjunctiva (B74.-†)**

INTERNATIONAL CLASSIFICATION OF DISEASES

H13.1* Conjunctivitis in infectious and parasitic diseases classified elsewhere

Conjunctivitis (due to):

- *Acanthamoeba* (B60.1†)
- adenoviral follicular (acute) (B30.1†)
- chlamydial (A74.0†)
- diphtheritic (A36.8†)
- gonococcal (A54.3†)
- haemorrhagic (acute)(epidemic) (B30.3†)
- herpesviral [herpes simplex] (B00.5†)
- meningococcal (A39.8†)
- Newcastle (B30.8†)
- zoster (B02.3†)

H13.2* Conjunctivitis in other diseases classified elsewhere

H13.3* Ocular pemphigoid (L12.-†)

H13.8* Other disorders of conjunctiva in diseases classified elsewhere

Disorders of sclera, cornea, iris and ciliary body (H15-H22)

H15 Disorders of sclera

H15.0 Scleritis

H15.1 Episcleritis

H15.8 Other disorders of sclera

Equatorial staphyloma
Scleral ectasia

Excludes: degenerative myopia (H44.2)

H15.9 Disorder of sclera, unspecified

H16

Keratitis

H16.0

Corneal ulcer

Ulcer:

- corneal:
 - NOS
 - central
 - marginal
 - perforated
 - ring
 - with hypopyon
- Mooren

H16.1

Other superficial keratitis without conjunctivitis

Keratitis:

- areolar
- filamentary
- nummular
- stellate
- striate
- superficial punctate

Photokeratitis

Snow blindness

H16.2

Keratoconjunctivitis

Keratoconjunctivitis:

- NOS
- exposure
- neurotrophic
- phlyctenular

Ophthalmia nodosa

Superficial keratitis with conjunctivitis

H16.3

Interstitial and deep keratitis

H16.4

Corneal neovascularization

Ghost vessels (corneal)

Pannus (corneal)

INTERNATIONAL CLASSIFICATION OF DISEASES

H16.8 **Other keratitis**

H16.9 **Keratitis, unspecified**

H17 **Corneal scars and opacities**

H17.0 **Adherent leukoma**

H17.1 **Other central corneal opacity**

H17.8 **Other corneal scars and opacities**

H17.9 **Corneal scar and opacity, unspecified**

H18 **Other disorders of cornea**

H18.0 **Corneal pigmentations and deposits**

Haematocornea

Kayser-Fleischer ring

Krukenberg's spindle

Staepli's line

Use additional external cause code (Chapter XX), if desired, to identify drug, if drug-induced.

H18.1 **Bullous keratopathy**

H18.2 **Other corneal oedema**

H18.3 **Changes in corneal membranes**

Fold }
Rupture } in Descemet's membrane

H18.4 **Corneal degeneration**

Arcus senilis

Band keratopathy

Excludes: Mooren's ulcer (H16.0)

H18.5 Hereditary corneal dystrophies

Dystrophy:

- corneal:
 - epithelial
 - granular
 - lattice
 - macular
- Fuchs

H18.6 Keratoconus

H18.7 Other corneal deformities

Corneal:

- ectasia
- staphyloma

Descemetocoele

Excludes: congenital malformations of cornea (Q13.3-Q13.4)

H18.8 Other specified disorders of cornea

Anaesthesia	}	of cornea
Hypaesthesia		
Recurrent erosion		

H18.9 Disorder of cornea, unspecified

H19* Disorders of sclera and cornea in diseases classified elsewhere

H19.0* Scleritis and episcleritis in diseases classified elsewhere

- Syphilitic episcleritis (A52.7†)
- Tuberculous episcleritis (A18.5†)
- Zoster scleritis (B02.3†)

H19.1* Herpesviral keratitis and keratoconjunctivitis (B00.5†)

Dendritic and disciform keratitis

H19.2* Keratitis and keratoconjunctivitis in other infectious and parasitic diseases classified elsewhere

Epidemic keratoconjunctivitis (B30.0†)

Keratitis and keratoconjunctivitis (interstitial) in:

- acanthamoebiasis (B60.1†)
- measles (B05.8†)
- syphilis (A50.3†)
- tuberculosis (A18.5†)
- zoster (B02.3†)

H19.3* Keratitis and keratoconjunctivitis in other diseases classified elsewhere

Keratoconjunctivitis sicca (M35.0†)

H19.8* Other disorders of sclera and cornea in diseases classified elsewhere

Keratoconus in Down's syndrome (Q90.-†)

H20

Iridocyclitis

H20.0 Acute and subacute iridocyclitis

Anterior uveitis

Cyclitis

Iritis

} acute, recurrent or subacute

H20.1 Chronic iridocyclitis

H20.2 Lens-induced iridocyclitis

H20.8 Other iridocyclitis

H20.9 Iridocyclitis, unspecified

H21

Other disorders of iris and ciliary body

Excludes: sympathetic uveitis (H44.1)

H21.0 Hyphaema

Excludes: traumatic hyphaema (S05.1)

H21.1 Other vascular disorders of iris and ciliary body

Neovascularization of iris or ciliary body

Rubeosis of iris

H21.2 Degeneration of iris and ciliary body

Degeneration of:

- iris (pigmentary)
- pupillary margin

Iridoschisis

Iris atrophy (essential)(progressive)

Miotic pupillary cyst

Translucency of iris

H21.3 Cyst of iris, ciliary body and anterior chamber

Cyst of iris, ciliary body or anterior chamber:

- NOS
- exudative
- implantation
- parasitic

Excludes: miotic pupillary cyst (H21.2)

H21.4 Pupillary membranes

Iris bombé

Pupillary:

- occlusion
- seclusion

H21.5 Other adhesions and disruptions of iris and ciliary body

Goniosynechia

Iridodialysis

Recession, chamber angle

Synechia (iris):

- NOS
- anterior
- posterior

Excludes: corectopia (Q13.2)

H21.8 Other specified disorders of iris and ciliary body

H21.9 Disorder of iris and ciliary body, unspecified

H22*

Disorders of iris and ciliary body in diseases classified elsewhere

H22.0*

Iridocyclitis in infectious and parasitic diseases classified elsewhere

Iridocyclitis in:

- gonococcal infection (A54.3†)
- herpesviral [herpes simplex] infection (B00.5†)
- syphilis (secondary) (A51.4†)
- tuberculosis (A18.5†)
- zoster (B02.3†)

H22.1*

Iridocyclitis in other diseases classified elsewhere

Iridocyclitis in:

- ankylosing spondylitis (M45†)
- sarcoidosis (D86.8†)

H22.8*

Other disorders of iris and ciliary body in diseases classified elsewhere

Disorders of lens

(H25-H28)

H25

Senile cataract

Excludes: capsular glaucoma with pseudoexfoliation of lens (H40.1)

H25.0

Senile incipient cataract

Senile cataract:

- coronary
- cortical
- punctate

Subcapsular polar senile cataract (anterior)(posterior)

Water clefts

H25.1

Senile nuclear cataract

Cataracta brunescens

Nuclear sclerosis cataract

H25.2

Senile cataract, morgagnian type

Senile hypermature cataract

- H25.8** **Other senile cataract**
Combined forms of senile cataract
- H25.9** **Senile cataract, unspecified**
- H26** **Other cataract**
Excludes: congenital cataract (Q12.0)
- H26.0** **Infantile, juvenile and presenile cataract**
- H26.1** **Traumatic cataract**
Use additional external cause code (Chapter XX), if desired, to identify cause.
- H26.2** **Complicated cataract**
Cataract in chronic iridocyclitis
Cataract secondary to ocular disorders
Glaucomatous flecks (subcapsular)
- H26.3** **Drug-induced cataract**
Use additional external cause code (Chapter XX), if desired, to identify drug.
- H26.4** **After-cataract**
Secondary cataract
Soemmerring's ring
- H26.8** **Other specified cataract**
- H26.9** **Cataract, unspecified**
- H27** **Other disorders of lens**
Excludes: congenital lens malformations (Q12.-)
 mechanical complications of intraocular lens (T85.2)
 pseudophakia (Z96.1)
- H27.0** **Aphakia**
- H27.1** **Dislocation of lens**
- H27.8** **Other specified disorders of lens**
- H27.9** **Disorder of lens, unspecified**

INTERNATIONAL CLASSIFICATION OF DISEASES

- H28*** **Cataract and other disorders of lens in diseases classified elsewhere**
- H28.0*** **Diabetic cataract (E10-E14† with common fourth character .3)**
- H28.1*** **Cataract in other endocrine, nutritional and metabolic diseases**
Cataract in hypoparathyroidism (E20.-†)
Malnutrition-dehydration cataract (E40-E46†)
- H28.2*** **Cataract in other diseases classified elsewhere**
Myotonic cataract (G71.1†)
- H28.8*** **Other disorders of lens in diseases classified elsewhere**

Disorders of choroid and retina (H30-H36)

- H30** **Chorioretinal inflammation**
- H30.0** **Focal chorioretinal inflammation**
Focal:
- chorioretinitis
 - choroiditis
 - retinitis
 - retinochoroiditis
- H30.1** **Disseminated chorioretinal inflammation**
Disseminated:
- chorioretinitis
 - choroiditis
 - retinitis
 - retinochoroiditis
- Excludes:* exudative retinopathy (H35.0)
- H30.2** **Posterior cyclitis**
Pars planitis
- H30.8** **Other chorioretinal inflammations**
Harada's disease

H30.9 Chorioretinal inflammation, unspecified

Chorioretinitis	}	NOS
Choroiditis		
Retinitis		
Retinochoroiditis		

H31 Other disorders of choroid

H31.0 Chorioretinal scars

Macula scars of posterior pole (postinflammatory)(post-traumatic)
Solar retinopathy

H31.1 Choroidal degeneration

Atrophy	}	of choroid
Sclerosis		

Excludes: angioid streaks (H35.3)

H31.2 Hereditary choroidal dystrophy

Choroideremia
Dystrophy, choroidal (central areolar)(generalized)(peripapillary)
Gyrate atrophy, choroid

Excludes: ornithinaemia (E72.4)

H31.3 Choroidal haemorrhage and rupture

Choroidal haemorrhage:

- NOS
- expulsive

H31.4 Choroidal detachment

H31.8 Other specified disorders of choroid

H31.9 Disorder of choroid, unspecified

H32*

Chorioretinal disorders in diseases classified elsewhere

H32.0*

Chorioretinal inflammation in infectious and parasitic diseases classified elsewhere

Chorioretinitis:

- syphilitic, late (A52.7†)
- toxoplasma (B58.0†)
- tuberculous (A18.5†)

H32.8*

Other chorioretinal disorders in diseases classified elsewhere

Albuminurica retinitis (N18.5†)

Renal retinitis (N18.5†)

H33

Retinal detachments and breaks

Excludes: detachment of retinal pigment epithelium (H35.7)

H33.0

Retinal detachment with retinal break

Rhegmatogenous retinal detachment

H33.1

Retinoschisis and retinal cysts

Cyst of ora serrata

Parasitic cyst of retina NOS

Pseudocyst of retina

Excludes: congenital retinoschisis (Q14.1)
microcystoid degeneration of retina (H35.4)

H33.2

Serous retinal detachment

Retinal detachment:

- NOS
- without retinal break

Excludes: central serous chorioretinopathy (H35.7)

H33.3 Retinal breaks without detachment

Horseshoe tear
Round hole } of retina, without detachment
Operculum
Retinal break NOS

Excludes: chorioretinal scars after surgery for detachment (H59.8)
peripheral retinal degeneration without break (H35.4)

H33.4 Traction detachment of retina

Proliferative vitreo-retinopathy with retinal detachment

H33.5 Other retinal detachments

H34 Retinal vascular occlusions

Excludes: amaurosis fugax (G45.3)

H34.0 Transient retinal artery occlusion

H34.1 Central retinal artery occlusion

H34.2 Other retinal artery occlusions

Hollenhorst's plaque

Retinal:

- artery occlusion:
 - branch
 - partial
- microembolism

H34.8 Other retinal vascular occlusions

Retinal vein occlusion:

- central
- incipient
- partial
- tributary

H34.9 Retinal vascular occlusion, unspecified

H35

Other retinal disorders

H35.0

Background retinopathy and retinal vascular changes

Changes in retinal vascular appearance

Retinal:

- micro-aneurysms
- neovascularization
- perivasculitis
- varices
- vascular sheathing
- vasculitis

Retinopathy:

- NOS
- background NOS
- Coats
- exudative
- hypertensive

H35.1

Retinopathy of prematurity

Retrolental fibroplasia

H35.2

Other proliferative retinopathy

Proliferative vitreo-retinopathy

Excludes: proliferative vitreo-retinopathy with retinal detachment (H33.4)

H35.3

Degeneration of macula and posterior pole

Angioid streaks

Cyst

Drusen (degenerative)

Hole

Puckering

Kuhnt-Junius degeneration

Senile macular degeneration (atrophic)(exudative)

Toxic maculopathy

} of macula

Use additional external cause code (Chapter XX), if desired, to identify drug, if drug-induced.

H35.4 Peripheral retinal degeneration

Degeneration, retina:

- NOS
- lattice
- microcystoid
- palisade
- paving stone
- reticular

Excludes: with retinal break (H33.3)

H35.5 Hereditary retinal dystrophy

Dystrophy:

- retinal (albipunctate)(pigmentary)(vitelliform)
- tapetoretinal
- vitreoretinal

Retinitis pigmentosa

Stargardt's disease

H35.6 Retinal haemorrhage

H35.7 Separation of retinal layers

Central serous chorioretinopathy

Detachment of retinal pigment epithelium

H35.8 Other specified retinal disorders

H35.9 Retinal disorder, unspecified

H36*

Retinal disorders in diseases classified elsewhere

H36.0* Diabetic retinopathy (E10-E14† with common fourth character .3)

H36.8* Other retinal disorders in diseases classified elsewhere

Atherosclerotic retinopathy (I70.8†)

Proliferative sickle-cell retinopathy (D57.-†)

Retinal dystrophy in lipid storage disorders (E75.-†)

**Glaucoma
(H40-H42)**

H40	Glaucoma <i>Excludes:</i> absolute glaucoma (H44.5) congenital glaucoma (Q15.0) traumatic glaucoma due to birth injury (P15.3)
H40.0	Glaucoma suspect Ocular hypertension
H40.1	Primary open-angle glaucoma Glaucoma (primary)(residual stage): <ul style="list-style-type: none">• capsular with pseudoexfoliation of lens• chronic simple• low-tension• pigmentary
H40.2	Primary angle-closure glaucoma Angle-closure glaucoma (primary)(residual stage): <ul style="list-style-type: none">• acute• chronic• intermittent
H40.3	Glaucoma secondary to eye trauma Use additional code, if desired, to identify cause.
H40.4	Glaucoma secondary to eye inflammation Use additional code, if desired, to identify cause.
H40.5	Glaucoma secondary to other eye disorders Use additional code, if desired, to identify cause.
H40.6	Glaucoma secondary to drugs Use additional external cause code (Chapter XX), if desired, to identify drug.
H40.8	Other glaucoma
H40.9	Glaucoma, unspecified

H42*

Glaucoma in diseases classified elsewhere

H42.0*

Glaucoma in endocrine, nutritional and metabolic diseases

Glaucoma in:

- amyloidosis (E85.-†)
- Lowe's syndrome (E72.0†)

H42.8*

Glaucoma in other diseases classified elsewhere

Glaucoma in onchocerciasis (B73†)

**Disorders of vitreous body and globe
(H43-H45)**

H43

Disorders of vitreous body

H43.0

Vitreous prolapse

Excludes: vitreous syndrome following cataract surgery (H59.0)

H43.1

Vitreous haemorrhage

H43.2

Crystalline deposits in vitreous body

H43.3

Other vitreous opacities

Vitreous membranes and strands

H43.8

Other disorders of vitreous body

Vitreous:

- degeneration
- detachment

Excludes: proliferative vitreo-retinopathy with retinal detachment (H33.4)

H43.9

Disorder of vitreous body, unspecified

- H44** **Disorders of globe**
Includes: disorders affecting multiple structures of eye
- H44.0** **Purulent endophthalmitis**
Panophthalmitis
Vitreous abscess
- H44.1** **Other endophthalmitis**
Parasitic endophthalmitis NOS
Sympathetic uveitis
- H44.2** **Degenerative myopia**
- H44.3** **Other degenerative disorders of globe**
Chalcosis
Siderosis of eye
- H44.4** **Hypotony of eye**
- H44.5** **Degenerated conditions of globe**
Absolute glaucoma
Atrophy of globe
Phthisis bulbi
- H44.6** **Retained (old) intraocular foreign body, magnetic**
Retained (old) magnetic foreign body (in):
- anterior chamber
 - ciliary body
 - iris
 - lens
 - posterior wall of globe
 - vitreous body

H44.7 Retained (old) intraocular foreign body, nonmagnetic

Retained (nonmagnetic)(old) foreign body (in):

- anterior chamber
- ciliary body
- iris
- lens
- posterior wall of globe
- vitreous body

H44.8 Other disorders of globe

Haemophthalmos

Luxation of globe

H44.9 Disorder of globe, unspecified

H45*

Disorders of vitreous body and globe in diseases classified elsewhere

H45.0*

Vitreous haemorrhage in diseases classified elsewhere

H45.1*

Endophthalmitis in diseases classified elsewhere

Endophthalmitis in:

- cysticercosis (B69.1†)
- onchocerciasis (B73†)
- toxocariasis (B83.0†)

H45.8*

Other disorders of vitreous body and globe in diseases classified elsewhere

**Disorders of optic nerve and visual pathways
(H46-H48)**

H46

Optic neuritis

Optic

- neuropathy, except ischaemic
- papillitis

Retrobulbar neuritis NOS

Excludes: ischaemic optic neuropathy (H47.0)
neuromyelitis optica [Devic] (G36.0)

- H47** **Other disorders of optic [2nd] nerve and visual pathways**
- H47.0** **Disorders of optic nerve, not elsewhere classified**
Compression of optic nerve
Haemorrhage in optic nerve sheath
Ischaemic optic neuropathy
- H47.1** **Papilloedema, unspecified**
- H47.2** **Optic atrophy**
Temporal pallor of optic disc
- H47.3** **Other disorders of optic disc**
Drusen of optic disc
Pseudopapilloedema
- H47.4** **Disorders of optic chiasm**
- H47.5** **Disorders of other visual pathways**
Disorders of optic tracts, geniculate nuclei and optic radiations
- H47.6** **Disorders of visual cortex**
- H47.7** **Disorder of visual pathways, unspecified**
- H48*** **Disorders of optic [2nd] nerve and visual pathways in diseases classified elsewhere**
- H48.0*** **Optic atrophy in diseases classified elsewhere**
Optic atrophy in late syphilis (A52.1†)
- H48.1*** **Retrobulbar neuritis in diseases classified elsewhere**
Retrobulbar neuritis in:
• late syphilis (A52.1†)
• meningococcal infection (A39.8†)
• multiple sclerosis (G35†)
- H48.8*** **Other disorders of optic nerve and visual pathways in diseases classified elsewhere**

**Disorders of ocular muscles, binocular movement, accommodation and refraction
(H49-H52)**

Excludes: nystagmus and other irregular eye movements (H55)

H49

Paralytic strabismus

Excludes: ophthalmoplegia:

- internal (H52.5)
- internuclear (H51.2)
- progressive supranuclear (G23.1)

H49.0 Third [oculomotor] nerve palsy

H49.1 Fourth [trochlear] nerve palsy

H49.2 Sixth [abducent] nerve palsy

H49.3 Total (external) ophthalmoplegia

H49.4 Progressive external ophthalmoplegia

H49.8 Other paralytic strabismus
External ophthalmoplegia NOS
Kearns-Sayre syndrome

H49.9 Paralytic strabismus, unspecified

H50

Other strabismus

H50.0 Convergent concomitant strabismus
Esotropia (alternating)(monocular), except intermittent

H50.1 Divergent concomitant strabismus
Exotropia (alternating)(monocular), except intermittent

H50.2 Vertical strabismus
Hypertropia
Hypotropia

INTERNATIONAL CLASSIFICATION OF DISEASES

- H50.3 Intermittent heterotropia**
Intermittent:
• esotropia } (alternating)(monocular)
• exotropia }
- H50.4 Other and unspecified heterotropia**
Concomitant strabismus NOS
Cyclotropia
Microtropia
Monofixation syndrome
- H50.5 Heterophoria**
Alternating hyperphoria
Esophoria
Exophoria
- H50.6 Mechanical strabismus**
Brown's sheath syndrome
Strabismus due to adhesions
Traumatic limitation of duction of eye muscle
- H50.8 Other specified strabismus**
Duane's syndrome
- H50.9 Strabismus, unspecified**
- H51 Other disorders of binocular movement**
- H51.0 Palsy of conjugate gaze**
- H51.1 Convergence insufficiency and excess**
- H51.2 Internuclear ophthalmoplegia**
- H51.8 Other specified disorders of binocular movement**
- H51.9 Disorder of binocular movement, unspecified**

- H52** **Disorders of refraction and accommodation**
- H52.0** **Hypermetropia**
- H52.1** **Myopia**
Excludes: degenerative myopia (H44.2)
- H52.2** **Astigmatism**
- H52.3** **Anisometropia and aniseikonia**
- H52.4** **Presbyopia**
- H52.5** **Disorders of accommodation**
Internal ophthalmoplegia (complete)(total)
Paresis }
Spasm } of accommodation
- H52.6** **Other disorders of refraction**
- H52.7** **Disorder of refraction, unspecified**

**Visual disturbances and blindness
(H53-H54)**

- H53** **Visual disturbances**
- H53.0** **Amblyopia ex anopsia**
Amblyopia:
• anisometric
• deprivation
• strabismic

INTERNATIONAL CLASSIFICATION OF DISEASES

H53.1 Subjective visual disturbances

Asthenopia
Day blindness
Hemeralopia
Metamorphopsia
Photophobia
Scintillating scotoma
Sudden visual loss
Visual halos

Excludes: visual hallucinations (R44.1)

H53.2 Diplopia

Double vision

H53.3 Other disorders of binocular vision

Abnormal retinal correspondence
Fusion with defective stereopsis
Simultaneous visual perception without fusion
Suppression of binocular vision

H53.4 Visual field defects

Enlarged blind spot
Generalized contraction of visual field
Hemianop(s)ia (heteronymous)(homonymous)
Quadrant anop(s)ia
Scotoma:

- arcuate
- Bjerrum
- central
- ring

- H53.5** **Colour vision deficiencies**
Achromatopsia
Acquired colour vision deficiency
Colour blindness
Deuteranomaly
Deuteranopia
Protanomaly
Protanopia
Tritanomaly
Tritanopia
Excludes: day blindness (H53.1)
- H53.6** **Night blindness**
Excludes: due to vitamin A deficiency (E50.5)
- H53.8** **Other visual disturbances**
- H53.9** **Visual disturbance, unspecified**
- H54** **Visual impairment including blindness (binocular or monocular)**
Note: For definition of visual impairment categories see table below.
Excludes: amaurosis fugax (G45.3)
- H54.0** **Blindness, binocular**
Visual impairment category 5
- H54.1** **Severe visual impairment, binocular**
Visual impairment category 2
- H54.2** **Moderate visual impairment, binocular**
Visual impairment category 1
- H54.3** **Mild or no visual impairment, binocular**
Visual impairment category 0
- H54.4** **Blindness, monocular**
Visual impairment categories 3, 4, 5 in one eye and categories 0, 1, 2 or 9 in the other eye

INTERNATIONAL CLASSIFICATION OF DISEASES

H54.5 **Severe visual impairment, monocular**
Visual impairment category 2 in one eye and categories 0, 1 or 9 in other eye

H54.6 **Moderate visual impairment, monocular**
Visual impairment category 1 in one eye and categories 0 or 9 in other eye

H54.9 **Unspecified visual impairment (binocular)**
Visual impairment category 9

Note: The table below gives a classification of severity of visual impairment recommended by the Resolution of the International Council of Ophthalmology (2002) and the Recommendations of the WHO Consultation on “Development of Standards for Characterization of Vision Loss and Visual Functioning” (Sept. 2003).

For characterizing visual impairment for codes H54.0 to H54.3, visual acuity should be measured with both eyes open with presenting correction if any. For characterizing visual impairment for codes H54.4 to H54.6, visual acuity should be measured monocularly with presenting correction if any.

If the extent of the visual field is taken into account, patients with a visual field of the better eye no greater than 10° in radius around central fixation should be placed under category 3. For monocular blindness (H54.4), this degree of field loss would apply to the affected eye.

DISEASES OF THE EYE AND ADNEXA

Category	Presenting distance visual acuity	
	Worse than:	Equal to or better than:
Mild or no visual impairment 0		6/18 3/10 (0.3) 20/70
Moderate visual impairment 1	6/18 3/10 (0.3) 20/70	6/60 1/10 (0.1) 20/200
Severe visual impairment 2	6/60 1/10 (0.1) 20/200	3/60 1/20 (0.05) 20/400
Blindness 3	3/60 1/20 (0.05) 20/400	1/60* 1/50 (0.02) 5/300 (20/1200)
Blindness 4	1/60* 1/50 (0.02) 5/300 (20/1200)	Light perception
Blindness 5	No light perception	
9	Undetermined or unspecified	

*Or counts fingers (CF) at 1 metre.

Note: The term visual impairment in category H54 comprises category 0 for mild or no visual impairment, category 1 for moderate visual impairment, category 2 for severe visual impairment, categories 3, 4, and 5 for blindness and category 9 for unqualified visual impairment. The term “low vision” included in the previous revision has been replaced by categories 1 and 2 to avoid confusion with those requiring low vision care.

**Other disorders of eye and adnexa
(H55-H59)**

H55 **Nystagmus and other irregular eye movements**
Nystagmus:

- NOS
- congenital
- deprivation
- dissociated
- latent

H57 **Other disorders of eye and adnexa**

H57.0 **Anomalies of pupillary function**

H57.1 **Ocular pain**

H57.8 **Other specified disorders of eye and adnexa**

H57.9 **Disorder of eye and adnexa, unspecified**

H58* **Other disorders of eye and adnexa in diseases classified elsewhere**

H58.0* **Anomalies of pupillary function in diseases classified elsewhere**
Argyll Robertson phenomenon or pupil, syphilitic (A52.1†)

H58.1* **Visual disturbances in diseases classified elsewhere**

H58.8* **Other specified disorders of eye and adnexa in diseases classified elsewhere**
Syphilitic oculopathy NEC:

- congenital:
 - early (A50.0†)
 - late (A50.3†)
- early (secondary) (A51.4†)
- late (A52.7†)

H59

Postprocedural disorders of eye and adnexa, not elsewhere classified

Excludes: mechanical complication of:

- intraocular lens (T85.2)
 - other ocular prosthetic devices, implants and grafts (T85.3)
- pseudophakia (Z96.1)

H59.0

Keratopathy (bullous aphakic) following cataract surgery

Vitreous (touch) syndrome

Vitreous (touch) syndrome

H59.8

Other postprocedural disorders of eye and adnexa

Chorioretinal scars after surgery for detachment

H59.9

Postprocedural disorder of eye and adnexa, unspecified

CHAPTER VIII

Diseases of the ear and mastoid process (H60-H95)

Excludes: certain conditions originating in the perinatal period (P00-P96)
certain infectious and parasitic diseases (A00-B99)
complications of pregnancy, childbirth and the puerperium (O00-O99)
congenital malformations, deformations and chromosomal abnormalities (Q00-Q99)
endocrine, nutritional and metabolic diseases (E00-E90)
injury, poisoning and certain other consequences of external causes (S00-T98)
neoplasms (C00-D48)
symptoms, signs and abnormal clinical and laboratory findings, not elsewhere classified (R00-R99)

This chapter contains the following blocks:

H60-H62 Diseases of external ear
H65-H75 Diseases of middle ear and mastoid
H80-H83 Diseases of inner ear
H90-H95 Other disorders of ear

Asterisk categories for this chapter are provided as follows:

H62* Disorders of external ear in diseases classified elsewhere
H67* Otitis media in diseases classified elsewhere
H75* Other disorders of middle ear and mastoid in diseases classified elsewhere
H82* Vertiginous syndromes in diseases classified elsewhere
H94* Other disorders of ear in diseases classified elsewhere

INTERNATIONAL CLASSIFICATION OF DISEASES

Diseases of external ear (H60-H62)

H60	Otitis externa
H60.0	Abscess of external ear Boil Carbuncle Furuncle
	} of auricle or external auditory canal
H60.1	Cellulitis of external ear Cellulitis of: <ul style="list-style-type: none">• auricle• external auditory canal
H60.2	Malignant otitis externa
H60.3	Other infective otitis externa Otitis externa: <ul style="list-style-type: none">• diffuse• haemorrhagic Swimmer's ear
H60.4	Cholesteatoma of external ear Keratinosis obturans of external ear (canal)
H60.5	Acute otitis externa, noninfective Acute otitis externa: <ul style="list-style-type: none">• NOS• actinic• chemical• contact• eczematoid• reactive
H60.8	Other otitis externa Chronic otitis externa NOS
H60.9	Otitis externa, unspecified

- H61** **Other disorders of external ear**
- H61.0** **Perichondritis of external ear**
Chondrodermatitis nodularis chronica helicis
Perichondritis of:
- auricle
 - pinna
- H61.1** **Noninfective disorders of pinna**
Acquired deformity of:
- auricle
 - pinna
- Excludes:* cauliflower ear (M95.1)
- H61.2** **Impacted cerumen**
Wax in ear
- H61.3** **Acquired stenosis of external ear canal**
Collapse of external ear canal
- H61.8** **Other specified disorders of external ear**
Exostosis of external canal
- H61.9** **Disorder of external ear, unspecified**
- H62*** **Disorders of external ear in diseases classified elsewhere**
- H62.0*** **Otitis externa in bacterial diseases classified elsewhere**
Otitis externa in erysipelas (A46†)
- H62.1*** **Otitis externa in viral diseases classified elsewhere**
Otitis externa in:
- herpesviral [herpes simplex] infection (B00.1†)
 - zoster (B02.8†)
- H62.2*** **Otitis externa in mycoses**
Otitis externa in:
- aspergillosis (B44.8†)
 - candidiasis (B37.2†)
- Otomycosis NOS (B36.9†)

INTERNATIONAL CLASSIFICATION OF DISEASES

H62.3* **Otitis externa in other infectious and parasitic diseases classified elsewhere**

H62.4* **Otitis externa in other diseases classified elsewhere**
Otitis externa in impetigo (L01.-†)

H62.8* **Other disorders of external ear in diseases classified elsewhere**

Diseases of middle ear and mastoid (H65-H75)

H65

Nonsuppurative otitis media

Use additional code to identify presence of perforated tympanic membrane (H72.-).

Includes: with myringitis

H65.0 **Acute serous otitis media**
Acute and subacute secretory otitis media

H65.1 **Other acute nonsuppurative otitis media**
Otitis media, acute and subacute:

- allergic (mucoid)(sanguinous)(serous)
- mucoid
- nonsuppurative NOS
- sanguinous
- seromucinous

Excludes: otitic barotrauma (T70.0)
 otitis media (acute) NOS (H66.9)

H65.2 **Chronic serous otitis media**
Chronic tubotympanal catarrh

H65.3 **Chronic mucoid otitis media**
Glue ear
Otitis media, chronic:

- mucinous
- secretory
- transudative

Excludes: adhesive middle ear disease (H74.1)

H65.4 Other chronic nonsuppurative otitis media

Otitis media, chronic:

- allergic
- exudative
- nonsuppurative NOS
- seromucinous
- with effusion (nonpurulent)

H65.9 Nonsuppurative otitis media, unspecified

Otitis media:

- allergic
- catarrhal
- exudative
- mucoid
- secretory
- seromucinous
- serous
- transudative
- with effusion (nonpurulent)

H66

Suppurative and unspecified otitis media

Use additional code to identify presence of perforated tympanic membrane (H72.-).

Includes: with myringitis

H66.0 Acute suppurative otitis media

H66.1 Chronic tubotympanic suppurative otitis media

Benign chronic suppurative otitis media

Chronic tubotympanic disease

H66.2 Chronic atticoantral suppurative otitis media

Chronic atticoantral disease

H66.3 Other chronic suppurative otitis media

Chronic suppurative otitis media NOS

H66.4 Suppurative otitis media, unspecified

Purulent otitis media NOS

INTERNATIONAL CLASSIFICATION OF DISEASES

H66.9 Otitis media, unspecified

Otitis media:

- NOS
- acute NOS
- chronic NOS

H67* Otitis media in diseases classified elsewhere

H67.0* Otitis media in bacterial diseases classified elsewhere

Otitis media in:

- scarlet fever (A38†)
- tuberculosis (A18.6†)

H67.1* Otitis media in viral diseases classified elsewhere

Otitis media in:

- influenza (J09-J11†)
- measles (B05.3†)

H67.8* Otitis media in other diseases classified elsewhere

H68 Eustachian salpingitis and obstruction

H68.0 Eustachian salpingitis

H68.1 Obstruction of Eustachian tube

Compression
Stenosis
Stricture } of Eustachian tube

H69 Other disorders of Eustachian tube

H69.0 Patulous Eustachian tube

H69.8 Other specified disorders of Eustachian tube

H69.9 Eustachian tube disorder, unspecified

H70 Mastoiditis and related conditions

H70.0 Acute mastoiditis

Abscess
Empyema } of mastoid

H70.1 **Chronic mastoiditis**
Caries }
Fistula } of mastoid

H70.2 **Petrositis**
Inflammation of petrous bone (acute)(chronic)

H70.8 **Other mastoiditis and related conditions**

H70.9 **Mastoiditis, unspecified**

H71 **Cholesteatoma of middle ear**
Cholesteatoma tympani

Excludes: cholesteatoma of external ear (H60.4)
 recurrent cholesteatoma of postmastoidectomy cavity (H95.0)

Perforation of tympanic membrane

Includes: perforation of ear drum:
 • persistent post-traumatic
 • postinflammatory

Excludes: traumatic rupture of ear drum (S09.2)

H72.0 **Central perforation of tympanic membrane**

H72.1 **Attic perforation of tympanic membrane**
Perforation of pars flaccida

H72.2 **Other marginal perforations of tympanic membrane**

H72.8 **Other perforations of tympanic membrane**
Perforation(s):
 • multiple }
 • total } of tympanic membrane

H72.9 **Perforation of tympanic membrane, unspecified**

INTERNATIONAL CLASSIFICATION OF DISEASES

H73 **Other disorders of tympanic membrane**

H73.0 **Acute myringitis**
Acute tympanitis
Bullous myringitis

Excludes: with otitis media (H65-H66)

H73.1 **Chronic myringitis**
Chronic tympanitis

Excludes: with otitis media (H65-H66)

H73.8 **Other specified disorders of tympanic membrane**

H73.9 **Disorder of tympanic membrane, unspecified**

H74 **Other disorders of middle ear and mastoid**

H74.0 **Tympanosclerosis**

H74.1 **Adhesive middle ear disease**
Adhesive otitis

Excludes: glue ear (H65.3)

H74.2 **Discontinuity and dislocation of ear ossicles**

H74.3 **Other acquired abnormalities of ear ossicles**
Ankylosis }
Partial loss } of ear ossicles

H74.4 **Polyp of middle ear**

H74.8 **Other specified disorders of middle ear and mastoid**

H74.9 **Disorder of middle ear and mastoid, unspecified**

H75* **Other disorders of middle ear and mastoid in diseases classified elsewhere**

H75.0* **Mastoiditis in infectious and parasitic diseases classified elsewhere**
Tuberculous mastoiditis (A18.0†)

H75.8* **Other specified disorders of middle ear and mastoid in diseases classified elsewhere**

**Diseases of inner ear
(H80-H83)**

- H80** **Otosclerosis**
Includes: otospongiosis
- H80.0** **Otosclerosis involving oval window, nonobliterative**
- H80.1** **Otosclerosis involving oval window, oblitative**
- H80.2** **Cochlear otosclerosis**
Otosclerosis involving:
- otic capsule
 - round window
- H80.8** **Other otosclerosis**
- H80.9** **Otosclerosis, unspecified**
- H81** **Disorders of vestibular function**
Excludes: vertigo:
- NOS (R42)
 - epidemic (A88.1)
- H81.0** **Ménière's disease**
Labyrinthine hydrops
Ménière's syndrome or vertigo
- H81.1** **Benign paroxysmal vertigo**
- H81.2** **Vestibular neuronitis**
- H81.3** **Other peripheral vertigo**
Lermoyez' syndrome
Vertigo:
- aural
 - otogenic
 - peripheral NOS
- H81.4** **Vertigo of central origin**
Central positional nystagmus

INTERNATIONAL CLASSIFICATION OF DISEASES

- H81.8** **Other disorders of vestibular function**
- H81.9** **Disorder of vestibular function, unspecified**
Vertiginous syndrome NOS
- H82*** **Vertiginous syndromes in diseases classified elsewhere**
- H83** **Other diseases of inner ear**
- H83.0** **Labyrinthitis**
- H83.1** **Labyrinthine fistula**
- H83.2** **Labyrinthine dysfunction**
Hypersensitivity }
Hypofunction } of labyrinth
Loss of function }
- H83.3** **Noise effects on inner ear**
Acoustic trauma
Noise-induced hearing loss
- H83.8** **Other specified diseases of inner ear**
- H83.9** **Disease of inner ear, unspecified**

Other disorders of ear (H90-H95)

- H90** **Conductive and sensorineural hearing loss**
Includes: congenital deafness
- Excludes:* deaf mutism NEC (H91.3)
 deafness NOS (H91.9)
 hearing loss:
 • NOS (H91.9)
 • noise-induced (H83.3)
 • ototoxic (H91.0)
 • sudden (idiopathic) (H91.2)

- H90.0** **Conductive hearing loss, bilateral**

DISEASES OF THE EAR AND MASTOID PROCESS

- H90.1** **Conductive hearing loss, unilateral with unrestricted hearing on the contralateral side**
- H90.2** **Conductive hearing loss, unspecified**
Conductive deafness NOS
- H90.3** **Sensorineural hearing loss, bilateral**
- H90.4** **Sensorineural hearing loss, unilateral with unrestricted hearing on the contralateral side**
- H90.5** **Sensorineural hearing loss, unspecified**
Congenital deafness NOS
Hearing loss:
• central
• neural
• perceptive
• sensory
} NOS
Sensorineural deafness NOS
- H90.6** **Mixed conductive and sensorineural hearing loss, bilateral**
- H90.7** **Mixed conductive and sensorineural hearing loss, unilateral with unrestricted hearing on the contralateral side**
- H90.8** **Mixed conductive and sensorineural hearing loss, unspecified**
- H91** **Other hearing loss**
Excludes: abnormal auditory perception (H93.2)
 hearing loss as classified in H90.-
 impacted cerumen (H61.2)
 noise-induced hearing loss (H83.3)
 psychogenic deafness (F44.6)
 transient ischaemic deafness (H93.0)
- H91.0** **Ototoxic hearing loss**
Use additional external cause code (Chapter XX), if desired, to identify toxic agent.
- H91.1** **Presbycusis**
Presbycusia

INTERNATIONAL CLASSIFICATION OF DISEASES

H91.2 **Sudden idiopathic hearing loss**
Sudden hearing loss NOS

H91.3 **Deaf mutism, not elsewhere classified**

H91.8 **Other specified hearing loss**

H91.9 **Hearing loss, unspecified**

Deafness:

- NOS
- high frequency
- low frequency

H92 **Otalgia and effusion of ear**

H92.0 **Otalgia**

H92.1 **Otorrhoea**

Excludes: leakage of cerebrospinal fluid through ear (G96.0)

H92.2 **Otorrhagia**

Excludes: traumatic otorrhagia - code by type of injury

H93 **Other disorders of ear, not elsewhere classified**

H93.0 **Degenerative and vascular disorders of ear**

Transient ischaemic deafness

Excludes: presbycusis (H91.1)

H93.1 **Tinnitus**

H93.2 **Other abnormal auditory perceptions**

Auditory recruitment

Diplacusis

Hyperacusis

Temporary auditory threshold shift

Excludes: auditory hallucinations (R44.0)

H93.3 **Disorders of acoustic nerve**

Disorder of 8th cranial nerve

DISEASES OF THE EAR AND MASTOID PROCESS

- H93.8** **Other specified disorders of ear**
- H93.9** **Disorder of ear, unspecified**
- H94*** **Other disorders of ear in diseases classified elsewhere**
- H94.0*** **Acoustic neuritis in infectious and parasitic diseases classified elsewhere**
Acoustic neuritis in syphilis (A52.1†)
- H94.8*** **Other specified disorders of ear in diseases classified elsewhere**
- H95** **Postprocedural disorders of ear and mastoid process, not elsewhere classified**
- H95.0** **Recurrent cholesteatoma of postmastoidectomy cavity**
- H95.1** **Other disorders following mastoidectomy**
Chronic inflammation }
Granulation } of postmastoidectomy cavity
Mucosal cyst }
- H95.8** **Other postprocedural disorders of ear and mastoid process**
- H95.9** **Postprocedural disorder of ear and mastoid process, unspecified**

CHAPTER IX

Diseases of the circulatory system (I00-I99)

Excludes: certain conditions originating in the perinatal period (P00-P96)
certain infectious and parasitic diseases (A00-B99)
complications of pregnancy, childbirth and the puerperium (O00-O99)
congenital malformations, deformations and chromosomal abnormalities (Q00-Q99)
endocrine, nutritional and metabolic diseases (E00-E90)
injury, poisoning and certain other consequences of external causes (S00-T98)
neoplasms (C00-D48)
symptoms, signs and abnormal clinical and laboratory findings, not elsewhere classified (R00-R99)
systemic connective tissue disorders (M30-M36)
transient cerebral ischaemic attacks and related syndromes (G45.-)

This chapter contains the following blocks:

I00-I02	Acute rheumatic fever
I05-I09	Chronic rheumatic heart diseases
I10-I15	Hypertensive diseases
I20-I25	Ischaemic heart diseases
I26-I28	Pulmonary heart disease and diseases of pulmonary circulation
I30-I52	Other forms of heart disease
I60-I69	Cerebrovascular diseases
I70-I79	Diseases of arteries, arterioles and capillaries
I80-I89	Diseases of veins, lymphatic vessels and lymph nodes, not elsewhere classified
I95-I99	Other and unspecified disorders of the circulatory system

Asterisk categories for this chapter are provided as follows:

I32*	Pericarditis in diseases classified elsewhere
I39*	Endocarditis and heart valve disorders in diseases classified elsewhere
I41*	Myocarditis in diseases classified elsewhere
I43*	Cardiomyopathy in diseases classified elsewhere
I52*	Other heart disorders in diseases classified elsewhere
I68*	Cerebrovascular disorders in diseases classified elsewhere
I79*	Disorders of arteries, arterioles and capillaries in diseases classified elsewhere
I98*	Other disorders of circulatory system in diseases classified elsewhere

**Acute rheumatic fever
(I00-I02)**

I00

Rheumatic fever without mention of heart involvement

Arthritis, rheumatic, acute or subacute

I01

Rheumatic fever with heart involvement

Excludes: chronic diseases of rheumatic origin (I05-I09) unless rheumatic fever is also present or there is evidence of recrudescence or activity of the rheumatic process. In cases where there is doubt as to rheumatic activity at the time of death refer to the mortality coding rules and guidelines in Part 2a Instruction Manual (NCHS).

I01.0

Acute rheumatic pericarditis

Any condition in I00 with pericarditis
Rheumatic pericarditis (acute)

Excludes: when not specified as rheumatic (I30.-)

I01.1

Acute rheumatic endocarditis

Any condition in I00 with endocarditis or valvulitis
Acute rheumatic valvulitis

I01.2

Acute rheumatic myocarditis

Any condition in I00 with myocarditis

I01.8

Other acute rheumatic heart disease

Any condition in I00 with other or multiple types of heart involvement
Acute rheumatic pancarditis

I01.9

Acute rheumatic heart disease, unspecified

Any condition in I00 with unspecified type of heart involvement

Rheumatic:

- carditis, acute
- heart disease, active or acute

I02

Rheumatic chorea

Includes: Sydenham's chorea

Excludes: chorea:

- NOS (G25.5)
- Huntington (G10)

I02.0

Rheumatic chorea with heart involvement

Chorea NOS with heart involvement

Rheumatic chorea with heart involvement of any type classifiable under I01.-

I02.9

Rheumatic chorea without heart involvement

Rheumatic chorea NOS

**Chronic rheumatic heart diseases
(I05-I09)**

I05

Rheumatic mitral valve diseases

Includes: conditions classifiable to I05.0 and I05.2-I05.9, whether specified as rheumatic or not

Excludes: when specified as nonrheumatic (I34-.)

I05.0

Mitral stenosis

Mitral (valve) obstruction (rheumatic)

I05.1

Rheumatic mitral insufficiency

Rheumatic mitral:

- incompetence
- regurgitation

I05.2

Mitral stenosis with insufficiency

Mitral stenosis with incompetence or regurgitation

I05.8

Other mitral valve diseases

Mitral (valve) failure

I05.9

Mitral valve disease, unspecified

Mitral (valve) disorder (chronic) NOS

INTERNATIONAL CLASSIFICATION OF DISEASES

- I06** **Rheumatic aortic valve diseases**
Excludes: when not specified as rheumatic (I35.-)
- I06.0** **Rheumatic aortic stenosis**
Rheumatic aortic (valve) obstruction
- I06.1** **Rheumatic aortic insufficiency**
Rheumatic aortic:
• incompetence
• regurgitation
- I06.2** **Rheumatic aortic stenosis with insufficiency**
Rheumatic aortic stenosis with incompetence or regurgitation
- I06.8** **Other rheumatic aortic valve diseases**
- I06.9** **Rheumatic aortic valve disease, unspecified**
Rheumatic aortic (valve) disease NOS
- I07** **Rheumatic tricuspid valve diseases**
Includes: whether specified as rheumatic or of unspecified origin
Excludes: when specified as nonrheumatic (I36.-)
- I07.0** **Tricuspid stenosis**
Tricuspid (valve) stenosis (rheumatic)
- I07.1** **Tricuspid insufficiency**
Tricuspid (valve) insufficiency (rheumatic)
- I07.2** **Tricuspid stenosis with insufficiency**
- I07.8** **Other tricuspid valve diseases**
- I07.9** **Tricuspid valve disease, unspecified**
Tricuspid valve disorder NOS

I08

Multiple valve diseases

Includes: whether specified as rheumatic or of unspecified origin

Excludes: endocarditis, valve unspecified (I38)
multiple valve diseases of specified origin other than rheumatic heart disease (use appropriate codes in I34-I38, Q22-Q23 and Q24.8)
rheumatic diseases of endocardium, valve unspecified (I09.1)

I08.0

Disorders of both mitral and aortic valves

Involvement of both mitral and aortic valves whether specified as rheumatic or of unspecified origin

I08.1

Disorders of both mitral and tricuspid valves

I08.2

Disorders of both aortic and tricuspid valves

I08.3

Combined disorders of mitral, aortic and tricuspid valves

I08.8

Other multiple valve diseases

I08.9

Multiple valve disease, unspecified

I09

Other rheumatic heart diseases

I09.0

Rheumatic myocarditis

Excludes: myocarditis not specified as rheumatic (I51.4)

I09.1

Rheumatic diseases of endocardium, valve unspecified

Rheumatic:

- endocarditis (chronic)
- valvulitis (chronic)

Excludes: endocarditis, valve unspecified (I38)

I09.2

Chronic rheumatic pericarditis

Adherent pericardium, rheumatic

Chronic rheumatic:

- mediastinopericarditis
- myopericarditis

Excludes: when not specified as rheumatic (I31.-)

INTERNATIONAL CLASSIFICATION OF DISEASES

I09.8 **Other specified rheumatic heart diseases**
Rheumatic disease of pulmonary valve

I09.9 **Rheumatic heart disease, unspecified**
Rheumatic:
• carditis
• heart failure

Excludes: rheumatoid carditis (M05.3)

Hypertensive diseases (I10-I15)

Excludes: complicating pregnancy, childbirth and the puerperium (O10-O11, O13-O16)
 involving coronary vessels (I20-I25)
 neonatal hypertension (P29.2)
 pulmonary hypertension (I27.2)

I10 **Essential (primary) hypertension**
High blood pressure
Hypertension (arterial)(benign)(essential)(malignant)(primary)(systemic)

Excludes: involving vessels of:
 • brain (I60-I69)
 • eye (H35.0)

I11 **Hypertensive heart disease**

Includes: any condition in I50.-, I51.4-I51.9 due to hypertension

I11.0 **Hypertensive heart disease with (congestive) heart failure**
Hypertensive heart failure

I11.9 **Hypertensive heart disease without (congestive) heart failure**
Hypertensive heart disease NOS

I12

Hypertensive renal disease

Includes: any condition in N00-N07, N18.-, N19 or N26 due to hypertension

Note: The *Includes* statement above is for morbidity coding only.
arteriosclerosis of kidney
arteriosclerotic nephritis (chronic)(interstitial)
hypertensive nephropathy
nephrosclerosis

Excludes: secondary hypertension (I15.-)

I12.0

Hypertensive renal disease with renal failure

Hypertensive renal failure

I12.9

Hypertensive renal disease without renal failure

Hypertensive renal disease NOS

I13

Hypertensive heart and renal disease

Includes: any condition in I11.- with any condition in I12.-
disease:

- cardiorenal
- cardiovascular renal

I13.0

Hypertensive heart and renal disease with (congestive) heart failure

I13.1

Hypertensive heart and renal disease with renal failure

I13.2

Hypertensive heart and renal disease with both (congestive) heart failure and renal failure

I13.9

Hypertensive heart and renal disease, unspecified

I15

Secondary hypertension

Excludes: involving vessels of:

- brain (I60-I69)
- eye (H35.0)

I15.0

Renovascular hypertension

I15.1

Hypertension secondary to other renal disorders

INTERNATIONAL CLASSIFICATION OF DISEASES

I15.2 Hypertension secondary to endocrine disorders

I15.8 Other secondary hypertension

I15.9 Secondary hypertension, unspecified

Ischaemic heart diseases (I20-I25)

Note: For morbidity, duration as used in categories I21-I25 refers to the interval elapsing between onset of the ischaemic episode and admission to care. For mortality, duration refers to the interval elapsing between onset and death.

Includes: with mention of hypertension (I10-I15)

Use additional code, if desired, to identify presence of hypertension.

I20

Angina pectoris

I20.0

Unstable angina

Angina:

- crescendo
- de novo effort
- worsening effort

Intermediate coronary syndrome

Preinfarction syndrome

I20.1

Angina pectoris with documented spasm

Angina:

- angiospastic
- Prinzmetal
- spasm-induced
- variant

I20.8 Other forms of angina pectoris

Angina of effort
Stenocardia

I20.9 Angina pectoris, unspecified

Angina:

- NOS
- cardiac

Anginal syndrome
Ischaemic chest pain

I21

Acute myocardial infarction

Includes: myocardial infarction specified as acute or with a stated duration of 4 weeks (28 days) or less from onset

Excludes: certain current complications following acute myocardial infarction (I23.-)

myocardial infarction:

- old (I25.2)
 - specified as chronic or with a stated duration of more than 4 weeks (more than 28 days) from onset (I25.8)
 - subsequent (I22.-)
- postmyocardial infarction syndrome (I24.1)

I21.0 Acute transmural myocardial infarction of anterior wall

Transmural infarction (acute)(of):

- anterior (wall) NOS
- anteroapical
- anterolateral
- anteroseptal

I21.1 Acute transmural myocardial infarction of inferior wall

Transmural infarction (acute)(of):

- diaphragmatic wall
- inferior (wall) NOS
- inferolateral
- inferoposterior

I21.2 Acute transmural myocardial infarction of other sites

Transmural infarction (acute)(of):

- apical-lateral
- basal-lateral
- high lateral
- lateral (wall) NOS
- posterior (true)
- posterobasal
- posterolateral
- posteroseptal
- septal NOS

I21.3 Acute transmural myocardial infarction of unspecified site

Transmural myocardial infarction NOS

I21.4 Acute subendocardial myocardial infarction

Nontransmural myocardial infarction NOS

I21.9 Acute myocardial infarction, unspecified

Myocardial infarction (acute) NOS

I21.90 Embolism cardiac, heart, myocardium, or a synonymous site

Embolism of any site classified to I21.9

I22

Subsequent myocardial infarction

Includes: recurrent myocardial infarction

Excludes: specified as chronic or with a stated duration of more than 4 weeks (more than 28 days) from onset (I25.8)

I22.0 Subsequent myocardial infarction of anterior wall

Subsequent infarction (acute)(of):

- anterior (wall) NOS
- anteroapical
- anterolateral
- anteroseptal

I22.1 Subsequent myocardial infarction of inferior wall

Subsequent infarction (acute)(of):

- diaphragmatic wall
- inferior (wall) NOS
- inferolateral
- inferoposterior

I22.8 Subsequent myocardial infarction of other sites

Subsequent myocardial infarction (acute)(of):

- apical-lateral
- basal-lateral
- high lateral
- lateral (wall) NOS
- posterior (true)
- posterobasal
- posterolateral
- posteroseptal
- septal NOS

I22.9 Subsequent myocardial infarction of unspecified site

I23

Certain current complications following acute myocardial infarction

Excludes: the listed conditions, when:

- concurrent with acute myocardial infarction (I21-I22)
- not specified as current complications following acute myocardial infarction (I31.-, I51.-)

I23.0 Haemopericardium as current complication following acute myocardial infarction

I23.1 Atrial septal defect as current complication following acute myocardial infarction

I23.2 Ventricular septal defect as current complication following acute myocardial infarction

INTERNATIONAL CLASSIFICATION OF DISEASES

I23.3 Rupture of cardiac wall without haemopericardium as current complication following acute myocardial infarction

Excludes: with haemopericardium (I23.0)

I23.4 Rupture of chordae tendineae as current complication following acute myocardial infarction

I23.5 Rupture of papillary muscle as current complication following acute myocardial infarction

I23.6 Thrombosis of atrium, auricular appendage, and ventricle as current complications following acute myocardial infarction

I23.8 Other current complications following acute myocardial infarction

I24

Other acute ischaemic heart diseases

Excludes: angina pectoris (I20.-)
transient myocardial ischaemia of newborn (P29.4)

I24.0 Coronary thrombosis not resulting in myocardial infarction

Coronary (artery)(vein):

- embolism
 - occlusion
 - thromboembolism
- } not resulting in myocardial infarction

Excludes: specified as chronic or with a stated duration of more than 4 weeks (more than 28 days) from onset (I25.8)

I24.1 Dressler's syndrome
Postmyocardial infarction syndrome

I24.8 Other forms of acute ischaemic heart disease

Coronary:

- failure
- insufficiency

I24.9 Acute ischaemic heart disease, unspecified

Excludes: ischaemic heart disease (chronic) NOS (I25.9)

- I25** **Chronic ischaemic heart disease**
Excludes: cardiovascular disease NOS (I51.6)
- I25.0** **Atherosclerotic cardiovascular disease, so described**
- I25.1** **Atherosclerotic heart disease**
Coronary (artery):
- atheroma
 - atherosclerosis
 - disease
 - sclerosis
- I25.2** **Old myocardial infarction**
Healed myocardial infarction
Past myocardial infarction diagnosed by ECG or other special investigation,
 but currently presenting no symptoms
- I25.3** **Aneurysm of heart**
Aneurysm:
- mural
 - ventricular
- I25.4** **Coronary artery aneurysm**
Coronary arteriovenous fistula, acquired
- Excludes:* congenital coronary (artery) aneurysm (Q24.5)
- I25.5** **Ischaemic cardiomyopathy**
- I25.6** **Silent myocardial ischaemia**
- I25.8** **Other forms of chronic ischaemic heart disease**
Any condition in I21-I22 and I24.- specified as chronic or with a stated
 duration of more than 4 weeks (more than 28 days) from onset
- I25.9** **Chronic ischaemic heart disease, unspecified**
Ischaemic heart disease (chronic) NOS

**Pulmonary heart disease and diseases of pulmonary circulation
(I26-I28)**

I26

Pulmonary embolism

Includes: pulmonary (artery)(vein):

- infarction
- thromboembolism
- thrombosis

Excludes: complicating:

- abortion or ectopic or molar pregnancy (O00-O07, O08.2)
- pregnancy, childbirth and the puerperium (O88.-)

I26.0

Pulmonary embolism with mention of acute cor pulmonale

Acute cor pulmonale NOS

I26.9

Pulmonary embolism without mention of acute cor pulmonale

Pulmonary embolism NOS

I27

Other pulmonary heart diseases

I27.0

Primary pulmonary hypertension

I27.1

Kyphoscoliotic heart disease

I27.2

Other secondary pulmonary hypertension

Pulmonary (artery) hypertension

Use additional code, if desired, to identify the underlying disease.

I27.8

Other specified pulmonary heart diseases

Excludes: Eisenmenger's defect (Q21.8)

I27.9

Pulmonary heart disease, unspecified

Chronic cardiopulmonary disease

Cor pulmonale (chronic) NOS

- I28** **Other diseases of pulmonary vessels**
- I28.0** **Arteriovenous fistula of pulmonary vessels**
- I28.1** **Aneurysm of pulmonary artery**
- I28.8** **Other specified diseases of pulmonary vessels**
 - Rupture } of pulmonary vessel
 - Stenosis }
 - Stricture }
- I28.9** **Disease of pulmonary vessels, unspecified**

**Other forms of heart disease
(I30-I52)**

- I30** **Acute pericarditis**
Includes: acute pericardial effusion

Excludes: rheumatic pericarditis (acute) (I01.0)
- I30.0** **Acute nonspecific idiopathic pericarditis**
- I30.1** **Infective pericarditis**
Pericarditis:
 - pneumococcal
 - purulent
 - staphylococcal
 - streptococcal
 - viral
Pyopericarditis

Use additional code (B95-B97), if desired, to identify infectious agent.
- I30.8** **Other forms of acute pericarditis**
- I30.9** **Acute pericarditis, unspecified**

I31

Other diseases of pericardium

Excludes: current complications following acute myocardial infarction (I23.-)
postcardiotomy syndrome (I97.0)
trauma (S26.-)
when specified as rheumatic (I09.2)

I31.0

Chronic adhesive pericarditis

Accretio cordis
Adherent pericardium
Adhesive mediastinopericarditis

I31.1

Chronic constrictive pericarditis

Concretio cordis
Pericardial calcification

I31.2

Haemopericardium, not elsewhere classified

I31.3

Pericardial effusion (noninflammatory)

Chylopericardium

I31.8

Other specified diseases of pericardium

Epicardial plaques
Focal pericardial adhesions

I31.9

Disease of pericardium, unspecified

Cardiac tamponade
Pericarditis (chronic) NOS

I32*

Pericarditis in diseases classified elsewhere

I32.0*

Pericarditis in bacterial diseases classified elsewhere

Pericarditis:

- gonococcal (A54.8†)
- meningococcal (A39.5†)
- syphilitic (A52.0†)
- tuberculous (A18.8†)

I32.1*

Pericarditis in other infectious and parasitic diseases classified elsewhere

I32.8*

Pericarditis in other diseases classified elsewhere

Pericarditis (in):

- rheumatoid (M05.3†)
- systemic lupus erythematosus (M32.1†)
- uraemic (N18.8†)

I33

Acute and subacute endocarditis

Excludes: acute rheumatic endocarditis (I01.1)
endocarditis NOS (I38)

I33.0

Acute and subacute infective endocarditis

Endocarditis (acute)(subacute):

- bacterial
- infective NOS
- lenta
- malignant
- septic
- ulcerative

Use additional code (B95-B97), if desired, to identify infectious agent.

I33.9

Acute endocarditis, unspecified

Endocarditis	}	acute or subacute
Myoendocarditis		
Periendocarditis		

I34

Nonrheumatic mitral valve disorders

Excludes: mitral (valve):

- disease (I05.9)
- failure (I05.8)
- stenosis (I05.0)

when of unspecified cause but with mention of:

- diseases of aortic valve (I08.0)
- mitral stenosis or obstruction (I05.0)

when specified as congenital (Q23.2-Q23.3)
when specified as rheumatic (I05.-)

I34.0

Mitral (valve) insufficiency

Mitral (valve):

- incompetence
- regurgitation

} NOS or of specified cause, except
rheumatic

I34.1

Mitral (valve) prolapse

Floppy mitral valve syndrome

Excludes: Marfan's syndrome (Q87.4)

I34.2

Nonrheumatic mitral (valve) stenosis

I34.8

Other nonrheumatic mitral valve disorders

I34.9

Nonrheumatic mitral valve disorder, unspecified

I35

Nonrheumatic aortic valve disorders

Excludes: hypertrophic subaortic stenosis (I42.1)
when of unspecified cause but with mention of diseases of mitral
valve (I08.0)
when specified as congenital (Q23.0-Q23.1)
when specified as rheumatic (I06.-)

I35.0

Aortic (valve) stenosis

I35.1

Aortic (valve) insufficiency

Aortic (valve):

- incompetence
- regurgitation

} NOS or of specified cause, except
rheumatic

I35.2 Aortic (valve) stenosis with insufficiency

I35.8 Other aortic valve disorders

I35.9 Aortic valve disorder, unspecified

I36

Nonrheumatic tricuspid valve disorders

Excludes: when of unspecified cause (I07.-)
 when specified as congenital (Q22.4, Q22.8-Q22.9)
 when specified as rheumatic (I07.-)

I36.0 Nonrheumatic tricuspid (valve) stenosis

I36.1 Nonrheumatic tricuspid (valve) insufficiency

Tricuspid (valve):

- incompetence } of specified cause, except
- regurgitation } rheumatic

I36.2 Nonrheumatic tricuspid (valve) stenosis with insufficiency

I36.8 Other nonrheumatic tricuspid valve disorders

I36.9 Nonrheumatic tricuspid valve disorder, unspecified

I37

Pulmonary valve disorders

Excludes: when specified as congenital (Q22.1-Q22.3)
 when specified as rheumatic (I09.8)

I37.0 Pulmonary valve stenosis

I37.1 Pulmonary valve insufficiency

Pulmonary valve:

- incompetence } NOS or of specified cause, except
- regurgitation } rheumatic

I37.2 Pulmonary valve stenosis with insufficiency

I37.8 Other pulmonary valve disorders

I37.9 Pulmonary valve disorder, unspecified

I38

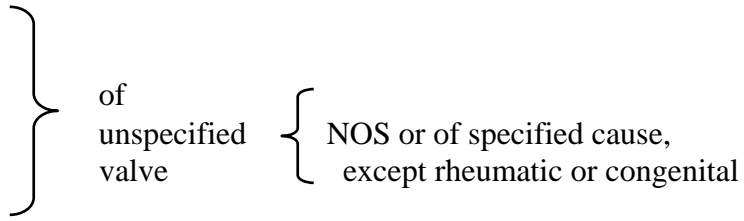
Endocarditis, valve unspecified

Endocarditis (chronic) NOS

Valvular:

- incompetence
- insufficiency
- regurgitation
- stenosis

Valvulitis
(chronic)



Excludes: congenital insufficiency of cardiac valve NOS (Q24.8)
 congenital stenosis of cardiac valve NOS (Q24.8)
 endocardial fibroelastosis (I42.4)
 when specified as rheumatic (I09.1)

I39*

Endocarditis and heart valve disorders in diseases classified elsewhere

- Includes:* endocardial involvement in:
- candidal infection (B37.6†)
 - gonococcal infection (A54.8†)
 - Libman-Sacks disease (M32.1†)
 - meningococcal infection (A39.5†)
 - rheumatoid arthritis (M05.3†)
 - syphilis (A52.0†)
 - tuberculosis (A18.8†)
 - typhoid fever (A01.0†)

- I39.0*** Mitral valve disorders in diseases classified elsewhere
- I39.1*** Aortic valve disorders in diseases classified elsewhere
- I39.2*** Tricuspid valve disorders in diseases classified elsewhere
- I39.3*** Pulmonary valve disorders in diseases classified elsewhere
- I39.4*** Multiple valve disorders in diseases classified elsewhere
- I39.8*** Endocarditis, valve unspecified, in diseases classified elsewhere

- I40** **Acute myocarditis**
- I40.0** **Infective myocarditis**
 Septic myocarditis
- Use additional code (B95-B97), if desired, to identify infectious agent.
- I40.1** **Isolated myocarditis**
- I40.8** **Other acute myocarditis**
- I40.9** **Acute myocarditis, unspecified**
- I41*** **Myocarditis in diseases classified elsewhere**
- I41.0*** **Myocarditis in bacterial diseases classified elsewhere**
 Myocarditis:
- diphtheritic (A36.8†)
 - gonococcal (A54.8†)
 - meningococcal (A39.5†)
 - syphilitic (A52.0†)
 - tuberculous (A18.8†)
- I41.1*** **Myocarditis in viral diseases classified elsewhere**
 Influenzal myocarditis (acute):
- avian influenza virus identified (J09†)
 - other virus identified (J10.8†)
 - virus not identified (J11.8†)
- Mumps myocarditis (B26.8†)
- I41.2*** **Myocarditis in other infectious and parasitic diseases classified elsewhere**
 Myocarditis in:
- Chagas' disease (chronic) (B57.2†)
 - acute (B57.0†)
 - toxoplasmosis (B58.8†)
- I41.8*** **Myocarditis in other diseases classified elsewhere**
 Rheumatoid myocarditis (M05.3†)
 Sarcoid myocarditis (D86.8†)

I42

Cardiomyopathy

Excludes: cardiomyopathy complicating:

- pregnancy (O99.4)
 - puerperium (O90.3)
- ischaemic cardiomyopathy (I25.5)

I42.0

Dilated cardiomyopathy

Congestive cardiomyopathy

I42.00

Familial dilated cardiomyopathy

Idiopathic dilated cardiomyopathy

Primary dilated cardiomyopathy

I42.1

Obstructive hypertrophic cardiomyopathy

Hypertrophic subaortic stenosis

I42.10

Familial obstructive hypertrophic cardiomyopathy

Idiopathic obstructive hypertrophic cardiomyopathy

Primary obstructive hypertrophic cardiomyopathy

I42.2

Other hypertrophic cardiomyopathy

Nonobstructive hypertrophic cardiomyopathy

I42.20

Familial other hypertrophic cardiomyopathy

Idiopathic other hypertrophic cardiomyopathy

Primary other hypertrophic cardiomyopathy

I42.3

Endomyocardial (eosinophilic) disease

Endomyocardial (tropical) fibrosis

Löffler's endocarditis

I42.4

Endocardial fibroelastosis

Congenital cardiomyopathy

I42.5

Other restrictive cardiomyopathy

Constrictive cardiomyopathy NOS

I42.50

Familial other restrictive cardiomyopathy

Idiopathic other restrictive cardiomyopathy

Primary other restrictive cardiomyopathy

- I42.6** **Alcoholic cardiomyopathy**
- I42.7** **Cardiomyopathy due to drugs and other external agents**
Use additional external cause code (Chapter XX), if desired, to identify cause.
- I42.8** **Other cardiomyopathies**
- I42.80** **Familial other cardiomyopathies**
 Idiopathic other cardiomyopathies
 Primary other cardiomyopathies
- I42.9** **Cardiomyopathy, unspecified**
Cardiomyopathy (primary)(secondary) NOS
- I42.90** **Familial cardiomyopathy**
 Idiopathic cardiomyopathy
 Primary cardiomyopathy
- I43*** **Cardiomyopathy in diseases classified elsewhere**
- I43.0*** **Cardiomyopathy in infectious and parasitic diseases classified elsewhere**
Cardiomyopathy in diphtheria (A36.8†)
- I43.1*** **Cardiomyopathy in metabolic diseases**
Cardiac amyloidosis (E85.-†)
- I43.2*** **Cardiomyopathy in nutritional diseases**
Nutritional cardiomyopathy NOS (E63.9†)
- I43.8*** **Cardiomyopathy in other diseases classified elsewhere**
Gouty tophi of heart (M10.0†)
Thyrotoxic heart disease (E05.9†)
- I44** **Atrioventricular and left bundle-branch block**
- I44.0** **Atrioventricular block, first degree**

INTERNATIONAL CLASSIFICATION OF DISEASES

- I44.1** **Atrioventricular block, second degree**
Atrioventricular block, type I and II
Möbitz block, type I and II
Second-degree block, type I and II
Wenckebach's block
- I44.2** **Atrioventricular block, complete**
Complete heart block NOS
Third-degree block
- I44.3** **Other and unspecified atrioventricular block**
Atrioventricular block NOS
- I44.4** **Left anterior fascicular block**
- I44.5** **Left posterior fascicular block**
- I44.6** **Other and unspecified fascicular block**
Left bundle-branch hemiblock NOS
- I44.7** **Left bundle-branch block, unspecified**
- I45** **Other conduction disorders**
- I45.0** **Right fascicular block**
- I45.1** **Other and unspecified right bundle-branch block**
Right bundle-branch block NOS
- I45.2** **Bifascicular block**
- I45.3** **Trifascicular block**
- I45.4** **Nonspecific intraventricular block**
Bundle-branch block NOS
- I45.5** **Other specified heart block**
Sinoatrial block
Sinoauricular block
- Excludes:* heart block NOS (I45.9)

I45.6 **Pre-excitation syndrome**
Anomalous atrioventricular excitation
Atrioventricular conduction:
• accelerated
• accessory
• pre-excitation
Lown-Ganong-Levine syndrome
Wolff-Parkinson-White syndrome

I45.8 **Other specified conduction disorders**
Atrioventricular [AV] dissociation
Interference dissociation

I45.9 **Conduction disorder, unspecified**
Heart block NOS
Stokes-Adams syndrome

I46

Cardiac arrest

Excludes: cardiogenic shock (R57.0)
complicating:
• abortion or ectopic or molar pregnancy (O00-O07, O08.8)
• obstetric surgery and procedures (O75.4)

I46.0 **Cardiac arrest with successful resuscitation**

I46.1 **Sudden cardiac death, so described**

Excludes: sudden death:
• NOS (R96.-)
• with:
• conduction disorder (I44-I45)
• myocardial infarction (I21-I22)

I46.9 **Cardiac arrest, unspecified**

I47

Paroxysmal tachycardia

Excludes: complicating:

- abortion or ectopic or molar pregnancy (O00-O07, O08.8)
- obstetric surgery and procedures (O75.4)

tachycardia:

- NOS (R00.0)
- sinoauricular NOS (R00.0)
- sinus [sinusal] NOS (R00.0)

I47.0 Re-entry ventricular arrhythmia

I47.1 Supraventricular tachycardia

Paroxysmal tachycardia:

- atrial
- atrioventricular [AV]
- junctional
- nodal

I47.2 Ventricular tachycardia

I47.9 Paroxysmal tachycardia, unspecified

Bouveret(-Hoffmann) syndrome

I48

Atrial fibrillation and flutter

I49

Other cardiac arrhythmias

Excludes: bradycardia:

- NOS (R00.1)
- sinoatrial (R00.1)
- sinus (R00.1)
- vagal (R00.1)

complicating:

- abortion or ectopic or molar pregnancy (O00-O07, O08.8)
 - obstetric surgery and procedures (O75.4)
- neonatal cardiac dysrhythmia (P29.1)

- I49.0 Ventricular fibrillation and flutter**
- I49.1 Atrial premature depolarization**
Atrial premature beats
- I49.2 Junctional premature depolarization**
- I49.3 Ventricular premature depolarization**
- I49.4 Other and unspecified premature depolarization**
Ectopic beats
Extrasystoles
Extrasystolic arrhythmias
Premature:
• beats NOS
• contractions
- I49.5 Sick sinus syndrome**
Tachycardia-bradycardia syndrome
- I49.8 Other specified cardiac arrhythmias**
Rhythm disorder:
• coronary sinus
• ectopic
• nodal
- I49.9 Cardiac arrhythmia, unspecified**
Arrhythmia (cardiac) NOS

I50

Heart failure

Excludes: complicating:

- abortion or ectopic or molar pregnancy (O00-O07, O08.8)
- obstetric surgery and procedures (O75.4)

due to hypertension (I11.0)

- with renal disease (I13.-)

following cardiac surgery or due to presence of cardiac prosthesis (I97.1)

neonatal cardiac failure (P29.0)

I50.0

Congestive heart failure

Congestive heart disease

Right ventricular failure (secondary to left heart failure)

I50.00

Advanced congestive heart failure

Grave congestive heart failure

Severe congestive heart failure

I50.1

Left ventricular failure

Cardiac asthma

Left heart failure

Oedema of lung

Pulmonary oedema



with mention of heart
disease NOS or heart failure

I50.9

Heart failure, unspecified

Cardiac, heart or myocardial failure NOS

I51

Complications and ill-defined descriptions of heart disease

Includes: **5TH DIGIT TO IDENTIFY ANY TERM CLASSIFIABLE TO I51 WHEN QUALIFIED AS ARTERIOSCLEROTIC**

Excludes: any condition in I51.4-I51.9 due to hypertension (I11.-)

- with renal disease (I13.-)

complications following acute myocardial infarction (I23.-)

when specified as rheumatic (I00-I09)

I51.0 Cardiac septal defect, acquired

Acquired septal defect (old):

- atrial
- auricular
- ventricular

I51.1 Rupture of chordae tendineae, not elsewhere classified

I51.2 Rupture of papillary muscle, not elsewhere classified

I51.3 Intracardiac thrombosis, not elsewhere classified

Thrombosis (old):

- apical
- atrial
- auricular
- ventricular

I51.4 Myocarditis, unspecified

Myocardial fibrosis

Myocarditis:

- NOS
- chronic (interstitial)

I51.40 Arteriosclerotic myocarditis

I51.5 Myocardial degeneration

Degeneration of heart or myocardium:

- fatty
- senile

Myocardial disease

I51.50 Arteriosclerotic myocardial degeneration

I51.6 Cardiovascular disease, unspecified

Cardiovascular accident NOS

Excludes: atherosclerotic cardiovascular disease, so described (I25.0)

INTERNATIONAL CLASSIFICATION OF DISEASES

I51.7 Cardiomegaly

Cardiac:

- dilatation
- hypertrophy

Ventricular dilatation

I51.8 Other ill-defined heart diseases

Carditis (acute)(chronic)

Pancarditis (acute)(chronic)

I51.9 Heart disease, unspecified

I52*

Other heart disorders in diseases classified elsewhere

Excludes: cardiovascular disorders NOS in diseases classified elsewhere (I98.-*)

I52.0* Other heart disorders in bacterial diseases classified elsewhere

Meningococcal carditis NEC (A39.5†)

I52.1* Other heart disorders in other infectious and parasitic diseases classified elsewhere

Pulmonary heart disease in schistosomiasis (B65.-†)

I52.8* Other heart disorders in other diseases classified elsewhere

Rheumatoid carditis (M05.3†)

Cerebrovascular diseases

(I60-I69)

Includes: with mention of hypertension (conditions in I10 and I15.-)

Use additional code, if desired, to identify presence of hypertension.

Excludes: transient cerebral ischaemic attacks and related syndromes (G45.-)
traumatic intracranial haemorrhage (S06.-)
vascular dementia (F01.-)

I60

Subarachnoid haemorrhage

***Includes:* 5TH DIGIT TO IDENTIFY RUPTURED ANEURYSMS OF THE SPECIFIED SITES**

Includes: ruptured cerebral aneurysm

Excludes: sequelae of subarachnoid haemorrhage (I69.0)

I60.0 Subarachnoid haemorrhage from carotid siphon and bifurcation

I60.00 Ruptured carotid aneurysm (into brain)

I60.1 Subarachnoid haemorrhage from middle cerebral artery

I60.2 Subarachnoid haemorrhage from anterior communicating artery

I60.3 Subarachnoid haemorrhage from posterior communicating artery

I60.4 Subarachnoid haemorrhage from basilar artery

I60.5 Subarachnoid haemorrhage from vertebral artery

I60.6 Subarachnoid haemorrhage from other intracranial arteries

Multiple involvement of intracranial arteries

I60.60 Ruptured aneurysm (congenital) circle of Willis

I60.7 Subarachnoid haemorrhage from intracranial artery, unspecified

Ruptured (congenital) berry aneurysm NOS

Subarachnoid haemorrhage from:

- cerebral
 - communicating
- } artery NOS

I60.70 Ruptured berry aneurysm (congenital) brain

Ruptured miliary aneurysm

I60.8 Other subarachnoid haemorrhage

Meningeal haemorrhage

Rupture of cerebral arteriovenous malformation

I60.80 Ruptured aneurysm brain meninges

Ruptured arteriovenous aneurysm (congenital) brain

Ruptured (congenital) arteriovenous aneurysm cavernous sinus

I60.9 Subarachnoid haemorrhage, unspecified

I60.90 Ruptured arteriosclerotic cerebral aneurysm

Ruptured (congenital) cerebral aneurysm NOS

Ruptured mycotic aneurysm brain

I61

Intracerebral haemorrhage

***Includes:* 5TH DIGIT TO IDENTIFY INTRACEREBRAL
HAEMORRHAGES SPECIFIED AS BILATERAL OR
MULTIPLE [OR SIMILAR TERM]**

Excludes: sequelae of bilateral or multiple [or similar term] intracerebral
haemorrhages (I69.10)
sequelae of intracerebral haemorrhage (I69.1)

I61.0 Intracerebral haemorrhage in hemisphere, subcortical

Deep intracerebral haemorrhage

**I61.00 Bilateral or multiple [or similar term] intracerebral
haemorrhages in hemisphere, subcortical**

Bilateral or multiple [or similar term] deep intracerebral
haemorrhages

I61.1 Intracerebral haemorrhage in hemisphere, cortical

Cerebral lobe haemorrhage

Superficial intracerebral haemorrhage

**I61.10 Bilateral or multiple [or similar term] intracerebral
haemorrhages in hemisphere, cortical**

Bilateral or multiple [or similar term] cerebral lobe haemorrhages

Bilateral or multiple [or similar term] superficial intracerebral
haemorrhages

- I61.2** **Intracerebral haemorrhage in hemisphere, unspecified**
- I61.20** **Bilateral or multiple [or similar term] intracerebral haemorrhages in hemisphere, unspecified**
- I61.3** **Intracerebral haemorrhage in brain stem**
- I61.30** **Bilateral or multiple [or similar term] intracerebral haemorrhages in brain stem**
- I61.4** **Intracerebral haemorrhage in cerebellum**
- I61.40** **Bilateral or multiple [or similar term] intracerebral haemorrhages in cerebellum**
- I61.5** **Intracerebral haemorrhage, intraventricular**
- I61.50** **Bilateral or multiple [or similar term] intracerebral haemorrhages, intraventricular**
- I61.6** **Intracerebral haemorrhage, bilateral or multiple [or similar term] localized**
- I61.8** **Other intracerebral haemorrhage**
- I61.80** **Bilateral or multiple [or similar term] other intracerebral haemorrhages**
- I61.9** **Intracerebral haemorrhage, unspecified**
- I61.90** **Bilateral or multiple [or similar term] intracerebral haemorrhages, unspecified**
- I62** **Other nontraumatic intracranial haemorrhage**
Excludes: sequelae of intracranial haemorrhage (I69.2)
- I62.0** **Subdural haemorrhage (acute)(nontraumatic)**
- I62.1** **Nontraumatic extradural haemorrhage**
Nontraumatic epidural haemorrhage
- I62.9** **Intracranial haemorrhage (nontraumatic), unspecified**

I63

Cerebral infarction

Includes: 5TH DIGIT TO IDENTIFY CEREBRAL INFARCTIONS SPECIFIED AS BILATERAL OR MULTIPLE [OR SIMILAR TERM]

Includes: occlusion and stenosis of cerebral and precerebral arteries, resulting in cerebral infarction

Excludes: sequelae of bilateral or multiple [or similar term] cerebral infarctions (I69.30)
sequelae of cerebral infarction (I69.3)

I63.0 Cerebral infarction due to thrombosis of precerebral arteries

I63.00 Bilateral or multiple [or similar term] cerebral infarctions due to thrombi of precerebral arteries

I63.1 Cerebral infarction due to embolism of precerebral arteries

I63.10 Bilateral or multiple [or similar term] cerebral infarctions due to emboli of precerebral arteries

I63.2 Cerebral infarction due to unspecified occlusion or stenosis of precerebral arteries

I63.20 Bilateral or multiple [or similar term] cerebral infarctions due to unspecified occlusions or stenosis of precerebral arteries

I63.3 Cerebral infarction due to thrombosis of cerebral arteries

I63.30 Bilateral or multiple [or similar term] cerebral infarctions due to thrombi of cerebral arteries

I63.4 Cerebral infarction due to embolism of cerebral arteries

I63.40 Bilateral or multiple [or similar term] cerebral infarctions due to emboli of cerebral arteries

I63.5 **Cerebral infarction due to unspecified occlusion or stenosis of cerebral arteries**

I63.50 **Bilateral or multiple [or similar term] cerebral infarctions due to unspecified occlusions or stenosis of cerebral arteries**

I63.6 **Cerebral infarction due to cerebral venous thrombosis, nonpyogenic**

I63.60 **Bilateral or multiple [or similar term] cerebral infarctions due to cerebral venous thrombi, nonpyogenic**

I63.8 **Other cerebral infarction**

I63.80 **Bilateral or multiple [or similar term] other cerebral infarctions**

I63.9 **Cerebral infarction, unspecified**

I63.90 **Bilateral or multiple [or similar term] cerebral infarctions, unspecified**

I64

Stroke, not specified as haemorrhage or infarction

Cerebrovascular accident NOS

Includes: **5TH DIGIT TO IDENTIFY BILATERAL OR MULTIPLE [OR SIMILAR TERM] STROKES**

Excludes: sequelae of bilateral or multiple [or similar term] strokes (I69.40)
 sequelae of stroke (I69.4)

I64.00 **Bilateral or multiple [or similar term] strokes, not specified as haemorrhage or infarction**
 Bilateral or multiple [or similar term] cerebrovascular accidents NOS

I65

Occlusion and stenosis of precerebral arteries, not resulting in cerebral infarction

Includes: embolism
 narrowing
 obstruction (complete) (partial)
 thrombosis

} of basilar, carotid or vertebral arteries, not resulting in cerebral infarction

Excludes: when causing cerebral infarction (I63.-)

INTERNATIONAL CLASSIFICATION OF DISEASES

- I65.0** Occlusion and stenosis of vertebral artery
- I65.1** Occlusion and stenosis of basilar artery
- I65.2** Occlusion and stenosis of carotid artery
- I65.3** Occlusion and stenosis of multiple and bilateral precerebral arteries
- I65.8** Occlusion and stenosis of other precerebral artery
- I65.9** Occlusion and stenosis of unspecified precerebral artery
Precerebral artery NOS

I66 Occlusion and stenosis of cerebral arteries, not resulting in cerebral infarction

Includes: embolism
 narrowing
 obstruction (complete)(partial)
 thrombosis

} of middle, anterior and posterior cerebral arteries, and cerebellar arteries, not resulting in cerebral infarction

Excludes: when causing cerebral infarction (I63.-)

- I66.0** Occlusion and stenosis of middle cerebral artery
- I66.1** Occlusion and stenosis of anterior cerebral artery
- I66.2** Occlusion and stenosis of posterior cerebral artery
- I66.3** Occlusion and stenosis of cerebellar arteries
- I66.4** Occlusion and stenosis of multiple and bilateral cerebral arteries
- I66.8** Occlusion and stenosis of other cerebral artery
Occlusion and stenosis of perforating arteries
- I66.9** Occlusion and stenosis of unspecified cerebral artery

I67 Other cerebrovascular diseases

Excludes: sequelae of the listed conditions (I69.8)

- I67.0** **Dissection of cerebral arteries, nonruptured**
Excludes: ruptured cerebral arteries (I60.7)
- I67.1** **Cerebral aneurysm, nonruptured**
Cerebral:
• aneurysm NOS
• arteriovenous fistula, acquired

Excludes: congenital cerebral aneurysm, nonruptured (Q28.-)
 ruptured cerebral aneurysm (I60.-)
- I67.2** **Cerebral atherosclerosis**
Atheroma of cerebral arteries
- I67.3** **Progressive vascular leukoencephalopathy**
Binswanger's disease

Excludes: subcortical vascular dementia (F01.2)
- I67.4** **Hypertensive encephalopathy**
- I67.5** **Moyamoya disease**
- I67.6** **Nonpyogenic thrombosis of intracranial venous system**
Nonpyogenic thrombosis of:
• cerebral vein
• intracranial venous sinus

Excludes: when causing infarction (I63.6)
- I67.7** **Cerebral arteritis, not elsewhere classified**
- I67.8** **Other specified cerebrovascular diseases**
Acute cerebrovascular insufficiency NOS
Cerebral ischaemia (chronic)
- I67.9** **Cerebrovascular disease, unspecified**
- I68*** **Cerebrovascular disorders in diseases classified elsewhere**
- I68.0*** **Cerebral amyloid angiopathy (E85.-†)**

I68.1* **Cerebral arteritis in infectious and parasitic diseases classified elsewhere**

Cerebral arteritis:

- listerial (A32.8†)
- syphilitic (A52.0†)
- tuberculous (A18.8†)

I68.2* **Cerebral arteritis in other diseases classified elsewhere**

Cerebral arteritis in systemic lupus erythematosus (M32.1†)

I68.8* **Other cerebrovascular disorders in diseases classified elsewhere**

Uraemic apoplexia in chronic kidney disease (N18.5†)

I69

Sequelae of cerebrovascular disease

Note: Category I69 is to be used to indicate previous episodes of conditions in I60-I67.1 and I67.4-I67.9 as the cause of sequelae, themselves classified elsewhere. The "sequelae" include conditions specified as such or as late effects, or those present one year or more after onset of the causal condition.

Not to be used for chronic cerebrovascular disease. Code these to I60-I67.

I69.0 **Sequelae of subarachnoid haemorrhage**

I69.1 **Sequelae of intracerebral haemorrhage**

I69.10 **Sequelae of bilateral or multiple [or similar term] intracerebral haemorrhages**

I69.2 **Sequelae of other nontraumatic intracranial haemorrhage**

I69.3 **Sequelae of cerebral infarction**

I69.30 **Sequelae of bilateral or multiple [or similar term] cerebral infarctions**

I69.4 **Sequelae of stroke, not specified as haemorrhage or infarction**

I69.40 **Sequelae of bilateral or multiple [or similar term] strokes not specified as haemorrhage or infarction**

I69.8 **Sequelae of other and unspecified cerebrovascular diseases**

**Diseases of arteries, arterioles and capillaries
(I70-I79)**

I70

Atherosclerosis

Includes: arteriolosclerosis
arteriosclerosis
arteriosclerotic vascular disease
atheroma
degeneration:
• arterial
• arteriovascular
• vascular
endarteritis deformans or obliterans
senile:
• arteritis
• endarteritis

Excludes: cerebral (I67.2)
coronary (I25.1)
mesenteric (K55.1)
pulmonary (I27.0)

I70.0 Atherosclerosis of aorta

I70.1 Atherosclerosis of renal artery
Goldblatt's kidney

Excludes: atherosclerosis of renal arterioles (I12.-)

I70.2 Atherosclerosis of arteries of extremities
Atherosclerotic gangrene
Mönckeberg's (medial) sclerosis

I70.8 Atherosclerosis of other arteries

I70.9 Generalized and unspecified atherosclerosis

I71

Aortic aneurysm and dissection

- I71.0** **Dissection of aorta [any part]**
Dissecting aneurysm of aorta (ruptured) [any part]
- I71.1** **Thoracic aortic aneurysm, ruptured**
- I71.2** **Thoracic aortic aneurysm, without mention of rupture**
- I71.3** **Abdominal aortic aneurysm, ruptured**
- I71.4** **Abdominal aortic aneurysm, without mention of rupture**
- I71.5** **Thoracoabdominal aortic aneurysm, ruptured**
- I71.6** **Thoracoabdominal aortic aneurysm, without mention of rupture**
- I71.8** **Aortic aneurysm of unspecified site, ruptured**
Rupture of aorta NOS
- I71.9** **Aortic aneurysm of unspecified site, without mention of rupture**
Aneurysm }
Dilatation } of aorta
Hyaline necrosis }

I72

Other aneurysm and dissection
Includes: aneurysm (cirsoid)(false)(ruptured)

- Excludes:* aneurysm (of):
- aorta (I71.-)
 - arteriovenous NOS (Q27.3)
 - acquired (I77.0)
 - cerebral (nonruptured) (I67.1)
 - ruptured (I60.-)
 - coronary (I25.4)
 - heart (I25.3)
 - pulmonary artery (I28.1)
 - retinal (H35.0)
 - varicose (I77.0)
- dissection of precerebral artery, congenital (nonruptured) (Q28.1)

I72.0 **Aneurysm and dissection of carotid artery**

- I72.1** **Aneurysm and dissection of artery of upper extremity**
- I72.2** **Aneurysm and dissection of renal artery**
- I72.3** **Aneurysm and dissection of iliac artery**
- I72.4** **Aneurysm and dissection of artery of lower extremity**
- I72.5** **Aneurysm and dissection of other precerebral arteries**
Excludes: aneurysm and dissection of carotid artery (I72.0)
- I72.8** **Aneurysm and dissection of other specified arteries**
- I72.9** **Aneurysm and dissection of unspecified site**
- I73** **Other peripheral vascular diseases**
Excludes: chilblains (T69.1)
 frostbite (T33-T35)
 immersion hand or foot (T69.0)
 spasm of cerebral artery (G45.9)
- I73.0** **Raynaud's syndrome**
Raynaud's:
• disease
• gangrene
• phenomenon (secondary)
- I73.1** **Thromboangiitis obliterans [Buerger]**
- I73.8** **Other specified peripheral vascular diseases**
Acrocyanosis
Acroparaesthesia:
• simple [Schultze's type]
• vasomotor [Nothnagel's type]
Erythrocyanosis
Erythromelalgia
- I73.9** **Peripheral vascular disease, unspecified**
Intermittent claudication
Spasm of artery

I74

Arterial embolism and thrombosis

Includes: infarction:

- embolic
- thrombotic

occlusion:

- embolic
- thrombotic

Excludes: embolism and thrombosis:

- basilar (I63.0-I63.2, I65.1)
- carotid (I63.0-I63.2, I65.2)
- cerebral (I63.3-I63.5, I66.9)
- complicating:
 - abortion or ectopic or molar pregnancy (O00-O07, O08.2)
 - pregnancy, childbirth and the puerperium (O88.-)
- coronary (I21-I25)
- mesenteric (K55.0)
- precerebral (I63.0-I63.2, I65.9)
- pulmonary (I26.-)
- renal (N28.0)
- retinal (H34.-)
- vertebral (I63.0-I63.2, I65.0)

I74.0 Embolism and thrombosis of abdominal aorta

Aortic bifurcation syndrome

Leriche's syndrome

I74.1 Embolism and thrombosis of other and unspecified parts of aorta

I74.2 Embolism and thrombosis of arteries of upper extremities

I74.3 Embolism and thrombosis of arteries of lower extremities

I74.4 Embolism and thrombosis of arteries of extremities, unspecified

Peripheral arterial embolism

I74.5 Embolism and thrombosis of iliac artery

I74.8 Embolism and thrombosis of other arteries

I74.9 Embolism and thrombosis of unspecified artery

I77

Other disorders of arteries and arterioles

Excludes: collagen (vascular) diseases (M30-M36)
hypersensitivity angiitis (M31.0)
pulmonary artery (I28.-)

I77.0 Arteriovenous fistula, acquired

Aneurysmal varix
Arteriovenous aneurysm, acquired

Excludes: arteriovenous aneurysm NOS (Q27.3)
cerebral (I67.1)
coronary (I25.4)
traumatic - see injury of blood vessel by body region

I77.1 Stricture of artery

I77.2 Rupture of artery

Fistula of artery

Excludes: traumatic rupture of artery - see injury of blood vessel by body region

I77.3 Arterial fibromuscular dysplasia

I77.4 Coeliac artery compression syndrome

I77.5 Necrosis of artery

I77.6 Arteritis, unspecified

Aortitis NOS
Endarteritis NOS

Excludes: arteritis or endarteritis:

- aortic arch [Takayasu] (M31.4)
- cerebral NEC (I67.7)
- coronary (I25.8)
- deformans (I70.-)
- giant cell (M31.5-M31.6)
- obliterans (I70.-)
- senile (I70.-)

I77.8 Other specified disorders of arteries and arterioles

Erosion }
Ulcer } of artery

I77.9 Disorder of arteries and arterioles, unspecified

I78 Diseases of capillaries

I78.0 Hereditary haemorrhagic telangiectasia
Rendu-Osler-Weber disease

I78.1 Naevus, non-neoplastic

Naevus:

- araneus
- spider
- stellar

Excludes: naevus:

- NOS (D22.-)
- blue (D22.-)
- flammeus (Q82.5)
- hairy (D22.-)
- melanocytic (D22.-)
- pigmented (D22.-)
- portwine (Q82.5)
- sanguineous (Q82.5)
- strawberry (Q82.5)
- vascular NOS (Q82.5)
- verrucous (Q82.5)

I78.8 Other diseases of capillaries

I78.9 Disease of capillaries, unspecified

I79* Disorders of arteries, arterioles and capillaries in diseases classified elsewhere

- I79.0*** **Aneurysm of aorta in diseases classified elsewhere**
Syphilitic aneurysm of aorta (A52.0†)
- I79.1*** **Aortitis in diseases classified elsewhere**
Syphilitic aortitis (A52.0†)
- I79.2*** **Peripheral angiopathy in diseases classified elsewhere**
Diabetic peripheral angiopathy (E10-E14† with common fourth character .5)
- I79.8*** **Other disorders of arteries, arterioles and capillaries in diseases classified elsewhere**

Diseases of veins, lymphatic vessels and lymph nodes, not elsewhere classified (I80-I89)

I80

Phlebitis and thrombophlebitis

Includes: endophlebitis
inflammation, vein
periphlebitis
suppurative phlebitis

Excludes: phlebitis and thrombophlebitis (of):

- complicating:
 - abortion or ectopic or molar pregnancy (O00-O07, O08.7)
 - pregnancy, childbirth and the puerperium (O22.-, O87.-)
- intracranial and intraspinal, septic or NOS (G08)
- intracranial, nonpyogenic (I67.6)
- intraspinal, nonpyogenic (G95.1)
- portal (vein) (K75.1)
- postphlebotic syndrome (I87.0)
- thrombophlebitis migrans (I82.1)

Use additional external cause code (Chapter XX), if desired, to identify drug, if drug-induced.

I80.0 Phlebitis and thrombophlebitis of superficial vessels of lower extremities

I80.1 Phlebitis and thrombophlebitis of femoral vein

I80.2 Phlebitis and thrombophlebitis of other deep vessels of lower extremities
Deep vein thrombosis NOS

I80.3 Phlebitis and thrombophlebitis of lower extremities, unspecified
Embolism or thrombosis of lower extremity NOS

I80.8 Phlebitis and thrombophlebitis of other sites

I80.9 Phlebitis and thrombophlebitis of unspecified site

I81 Portal vein thrombosis
Portal (vein) obstruction

Excludes: phlebitis of portal vein (K75.1)

I82 Other venous embolism and thrombosis

Excludes: venous embolism and thrombosis (of):

- cerebral (I63.6, I67.6)
- complicating:
 - abortion or ectopic or molar pregnancy (O00-O07, O08.7)
 - pregnancy, childbirth and the puerperium (O22.-, O87.-)
- coronary (I21-I25)
- intracranial and intraspinal, septic or NOS (G08)
- intracranial, nonpyogenic (I67.6)
- intraspinal, nonpyogenic (G95.1)
- lower extremities (I80.-)
- mesenteric (K55.0)
- portal (I81)
- pulmonary (I26.-)

I82.0 Budd-Chiari syndrome

I82.1 Thrombophlebitis migrans

I82.2 Embolism and thrombosis of vena cava

I82.3 Embolism and thrombosis of renal vein

I82.8 Embolism and thrombosis of other specified veins

I82.9 Embolism and thrombosis of unspecified vein
 Embolism of vein NOS
 Thrombosis (vein) NOS

I83 Varicose veins of lower extremities
Excludes: complicating:

- pregnancy (O22.0)
- puerperium (O87.8)

I83.0 Varicose veins of lower extremities with ulcer
 Any condition in I83.9 with ulcer or specified as ulcerated
 Varicose ulcer (lower extremity, any part)

I83.1 Varicose veins of lower extremities with inflammation
 Any condition in I83.9 with inflammation or specified as inflamed
 Stasis dermatitis NOS

I83.2 Varicose veins of lower extremities with both ulcer and inflammation
 Any condition in I83.9 with both ulcer and inflammation

I83.9 Varicose veins of lower extremities without ulcer or inflammation
 Phlebectasia }
 Varicose veins } of lower extremity [any part] or
 Varix } of unspecified site

I84 Haemorrhoids
Includes: piles
 varicose veins of anus and rectum

Excludes: complicating:

- childbirth and the puerperium (O87.2)
- pregnancy (O22.4)

I84.0 Internal thrombosed haemorrhoids

INTERNATIONAL CLASSIFICATION OF DISEASES

- I84.1 Internal haemorrhoids with other complications**
Internal haemorrhoids:
- bleeding
 - prolapsed
 - strangulated
 - ulcerated
- I84.2 Internal haemorrhoids without complication**
Internal haemorrhoids NOS
- I84.3 External thrombosed haemorrhoids**
Perianal haematoma (nontraumatic)
Perianal thrombosis
- I84.4 External haemorrhoids with other complications**
External haemorrhoids:
- bleeding
 - prolapsed
 - strangulated
 - ulcerated
- I84.5 External haemorrhoids without complication**
External haemorrhoids NOS
- I84.6 Residual haemorrhoidal skin tags**
Skin tags of anus or rectum
- I84.7 Unspecified thrombosed haemorrhoids**
Thrombosed haemorrhoids, unspecified whether internal or external
- I84.8 Unspecified haemorrhoids with other complications**
Haemorrhoids, unspecified whether internal or external:
- bleeding
 - prolapsed
 - strangulated
 - ulcerated
- I84.9 Unspecified haemorrhoids without complication**
Haemorrhoids NOS

I85	Oesophageal varices
I85.0	Oesophageal varices with bleeding
I85.9	Oesophageal varices without bleeding Oesophageal varices NOS
I86	Varicose veins of other sites <i>Excludes:</i> retinal varices (H35.0) varicose veins of unspecified site (I83.9)
I86.0	Sublingual varices
I86.1	Scrotal varices Varicocele
I86.2	Pelvic varices
I86.3	Vulval varices <i>Excludes:</i> complicating: <ul style="list-style-type: none">• childbirth and the puerperium (O87.8)• pregnancy (O22.1)
I86.4	Gastric varices
I86.8	Varicose veins of other specified sites Varicose ulcer of nasal septum
I87	Other disorders of veins
I87.0	Postphlebitic syndrome
I87.1	Compression of vein Stricture of vein Vena cava syndrome (inferior)(superior) <i>Excludes:</i> pulmonary (I28.8)
I87.2	Venous insufficiency (chronic)(peripheral)

I87.8 **Other specified disorders of veins**

I87.9 **Disorder of vein, unspecified**

I88 **Nonspecific lymphadenitis**

Excludes: acute lymphadenitis, except mesenteric (L04.-)
enlarged lymph nodes NOS (R59.-)
human immunodeficiency virus [HIV] disease resulting in
generalized lymphadenopathy (B23.1)

I88.0 **Nonspecific mesenteric lymphadenitis**
Mesenteric lymphadenitis (acute)(chronic)

I88.1 **Chronic lymphadenitis, except mesenteric**
Adenitis } chronic, any lymph node except
Lymphadenitis } mesenteric

I88.8 **Other nonspecific lymphadenitis**

I88.9 **Nonspecific lymphadenitis, unspecified**
Lymphadenitis NOS

I89 **Other noninfective disorders of lymphatic vessels and lymph nodes**

Excludes: chylocele:
• filarial (B74.-)
• tunica vaginalis (nonfilarial) NOS (N50.8)
enlarged lymph nodes NOS (R59.-)
hereditary lymphoedema (Q82.0)
postmastectomy lymphoedema (I97.2)

I89.0 **Lymphoedema, not elsewhere classified**
Lymphangiectasis

I89.1 **Lymphangitis**
Lymphangitis:
• NOS
• chronic
• subacute

Excludes: acute lymphangitis (L03.-)

I89.8 Other specified noninfective disorders of lymphatic vessels and lymph nodes
Chylocele (nonfilarial)
Lipomelanotic reticulosis

I89.9 Noninfective disorder of lymphatic vessels and lymph nodes, unspecified
Disease of lymphatic vessels NOS

**Other and unspecified disorders of the circulatory system
(I95-I99)**

I95 Hypotension
Excludes: cardiovascular collapse (R57.9)
maternal hypotension syndrome (O26.5)
nonspecific low blood pressure reading NOS (R03.1)

I95.0 Idiopathic hypotension

I95.1 Orthostatic hypotension
Hypotension, postural

Excludes: neurogenic orthostatic hypotension [Shy-Drager] (G90.3)

I95.2 Hypotension due to drugs
Use additional external cause code (Chapter XX), if desired, to identify drug.

I95.8 Other hypotension
Chronic hypotension

I95.9 Hypotension, unspecified

I97 Postprocedural disorders of circulatory system, not elsewhere classified
Excludes: postoperative shock (T81.1)

I97.0 Postcardiotomy syndrome

I97.1 Other functional disturbances following cardiac surgery
Cardiac insufficiency } following cardiac surgery or due to
Heart failure } presence of cardiac prosthesis

INTERNATIONAL CLASSIFICATION OF DISEASES

- I97.2** **Postmastectomy lymphoedema syndrome**
Elephantiasis
Obliteration of lymphatic vessels } due to mastectomy
- I97.8** **Other postprocedural disorders of circulatory system, not elsewhere classified**
- I97.9** **Postprocedural disorder of circulatory system, unspecified**
- I98*** **Other disorders of circulatory system in diseases classified elsewhere**
Excludes: disorders classified to other asterisk categories within this chapter
- I98.0*** **Cardiovascular syphilis**
Cardiovascular syphilis:
• NOS (A52.0†)
• congenital, late (A50.5†)
- I98.1*** **Cardiovascular disorders in other infectious and parasitic diseases classified elsewhere**
Cardiovascular:
• involvement NEC, in Chagas' disease (chronic) (B57.2†)
• lesions of pinta [carate] (A67.2†)
- I98.2*** **Oesophageal varices without bleeding in diseases classified elsewhere**
Oesophageal varices in:
• liver disorders (K70-K71†, K74.-†)
• schistosomiasis (B65.-†)
- I98.3*** **Oesophageal varices with bleeding in diseases classified elsewhere**
Oesophageal varices in:
• liver disorders (K70-K71†, K74.- †)
• schistosomiasis (B65.- †)
- I98.8*** **Other specified disorders of circulatory system in diseases classified elsewhere**
- I99** **Other and unspecified disorders of circulatory system**

CHAPTER X

Diseases of the respiratory system (J00-J99)

Note: When a respiratory condition is described as occurring in more than one site and is not specifically indexed, it should be classified to the lower anatomic site (e.g., tracheobronchitis to bronchitis in J40).

Excludes: certain conditions originating in the perinatal period (P00-P96)
certain infectious and parasitic diseases (A00-B99)
complications of pregnancy, childbirth and the puerperium (O00-O99)
congenital malformations, deformations and chromosomal abnormalities (Q00-Q99)
endocrine, nutritional and metabolic diseases (E00-E90)
injury, poisoning and certain other consequences of external causes (S00-T98)
neoplasms (C00-D48)
symptoms, signs and abnormal clinical and laboratory findings, not elsewhere classified (R00-R99)

This chapter contains the following blocks:

J00-J06	Acute upper respiratory infections
J09-J18	Influenza and pneumonia
J20-J22	Other acute lower respiratory infections
J30-J39	Other diseases of upper respiratory tract
J40-J47	Chronic lower respiratory diseases
J60-J70	Lung diseases due to external agents
J80-J84	Other respiratory diseases principally affecting the interstitium
J85-J86	Suppurative and necrotic conditions of lower respiratory tract
J90-J94	Other diseases of pleura
J95-J99	Other diseases of the respiratory system

Asterisk categories for this chapter are provided as follows:

J17*	Pneumonia in diseases classified elsewhere
J91*	Pleural effusion in conditions classified elsewhere
J99*	Respiratory disorders in diseases classified elsewhere

**Acute upper respiratory infections
(J00-J06)**

Excludes: chronic obstructive pulmonary disease with acute exacerbation NOS (J44.1)

J00

Acute nasopharyngitis [common cold]

Coryza (acute)

Nasal catarrh, acute

Nasopharyngitis:

- NOS
- acute
- infective NOS

Rhinitis:

- acute
- infective

Excludes: nasopharyngitis, chronic (J31.1)

pharyngitis:

- NOS (J02.9)
- acute (J02.-)
- chronic (J31.2)

rhinitis:

- NOS (J31.0)
- allergic (J30.1-J30.4)
- chronic (J31.0)
- vasomotor (J30.0)

sore throat:

- NOS (J02.9)
- acute (J02.-)
- chronic (J31.2)

J01

Acute sinusitis

Includes: abscess
 empyema
 infection
 inflammation
 suppuration

} acute, of sinus (accessory) (nasal)

Use additional code (B95-B97), if desired, to identify infectious agent.

Excludes: sinusitis, chronic or NOS (J32.-)

J01.0

Acute maxillary sinusitis
 Acute antritis

J01.1

Acute frontal sinusitis

J01.2

Acute ethmoidal sinusitis

J01.3

Acute sphenoidal sinusitis

J01.4

Acute pansinusitis

J01.8

Other acute sinusitis
 Acute sinusitis involving more than one sinus but not pansinusitis

J01.9

Acute sinusitis, unspecified

J02

Acute pharyngitis

Includes: acute sore throat

Excludes: abscess:

- peritonsillar (J36)
- pharyngeal (J39.1)
- retropharyngeal (J39.0)

acute laryngopharyngitis (J06.0)
 chronic pharyngitis (J31.2)

INTERNATIONAL CLASSIFICATION OF DISEASES

J02.0 **Streptococcal pharyngitis**
Streptococcal sore throat

Excludes: scarlet fever (A38)

J02.8 **Acute pharyngitis due to other specified organisms**
Use additional code (B95-B97), if desired, to identify infectious agent.

Excludes: pharyngitis (due to):

- enteroviral vesicular (B08.5)
- herpesviral [herpes simplex] (B00.2)
- infectious mononucleosis (B27.-)
- influenza virus:
 - identified (J09, J10.1)
 - not identified (J11.1)

J02.9 **Acute pharyngitis, unspecified**
Pharyngitis (acute):

- NOS
- gangrenous
- infective NOS
- suppurative
- ulcerative

Sore throat (acute) NOS

J03

Acute tonsillitis
Excludes: peritonsillar abscess (J36)
sore throat:

- NOS (J02.9)
- acute (J02.-)
- streptococcal (J02.0)

J03.0 **Streptococcal tonsillitis**

J03.8 **Acute tonsillitis due to other specified organisms**
Use additional code (B95-B97), if desired, to identify infectious agent.

Excludes: herpesviral [herpes simplex] pharyngotonsillitis (B00.2)

J03.9 **Acute tonsillitis, unspecified**

Tonsillitis (acute):

- NOS
- follicular
- gangrenous
- infective
- ulcerative

J04

Acute laryngitis and tracheitis

Use additional code (B95-B97), if desired, to identify infectious agent.

Excludes: acute obstructive laryngitis [croup] and epiglottitis (J05.-)
 laryngismus (stridulus) (J38.5)

J04.0 **Acute laryngitis**

Laryngitis (acute):

- NOS
- oedematous
- subglottic
- suppurative
- ulcerative

Excludes: chronic laryngitis (J37.0)
 influenzal laryngitis, influenza virus:

- identified (J09, J10.1)
- not identified (J11.1)

J04.1 **Acute tracheitis**

Tracheitis (acute):

- NOS
- catarrhal

Excludes: chronic tracheitis (J42)

INTERNATIONAL CLASSIFICATION OF DISEASES

J04.2 **Acute laryngotracheitis**
Laryngotracheitis NOS
Tracheitis (acute) with laryngitis (acute)

Excludes: chronic laryngotracheitis (J37.1)

J05 **Acute obstructive laryngitis [croup] and epiglottitis**
Use additional code (B95-B97), if desired, to identify infectious agent.

J05.0 **Acute obstructive laryngitis [croup]**
Obstructive laryngitis NOS

J05.1 **Acute epiglottitis**
Epiglottitis NOS

J06 **Acute upper respiratory infections of multiple and unspecified sites**

Excludes: acute respiratory infection NOS (J22)
 influenza virus:
 • identified (J09, J10.1)
 • not identified (J11.1)

J06.0 **Acute laryngopharyngitis**

J06.8 **Other acute upper respiratory infections of multiple sites**

J06.9 **Acute upper respiratory infection, unspecified**
Upper respiratory:
 • disease, acute
 • infection NOS

Influenza and pneumonia **(J09-J18)**

J09 **Influenza due to identified avian influenza virus**
Influenza caused by influenza viruses that normally infect only birds and, less commonly, other animals.

J10

Influenza due to other identified influenza virus

Includes: 5TH DIGIT TO IDENTIFY INFLUENZA WITHOUT SPECIFIED MANIFESTATION

Excludes: *Haemophilus influenzae* [*H. influenzae*]:

- infection NOS (A49.2)
- meningitis (G00.0)
- pneumonia (J14)

J10.0

Influenza with pneumonia, other influenza virus identified

Influenzal (broncho) pneumonia, other influenza virus identified

J10.1

Influenza with other respiratory manifestations, other influenza virus identified

Influenza

Influenzal:

- acute upper respiratory infection
- laryngitis
- pharyngitis
- pleural effusion

} other influenza virus
identified

J10.10 Influenza, flu, grippe (viral), other influenza virus identified

J10.8

Influenza with other manifestations, other influenza virus identified

Encephalopathy due to influenza

Influenzal:

- gastroenteritis
- myocarditis (acute)

} other influenza virus
identified

J11

Influenza, virus not identified

Includes: influenza
viral influenza

} specific virus not stated to
have been identified

Excludes: *Haemophilus influenzae* [*H. influenzae*]:

- infection NOS (A49.2)
- meningitis (G00.0)
- pneumonia (J14)

J11.0 Influenza with pneumonia, virus not identified
Influenzal (broncho) pneumonia, unspecified or specific virus not identified

J11.1 Influenza with other respiratory manifestations, virus not identified

Influenza NOS

Influenzal:

- acute upper respiratory infection
 - laryngitis
 - pharyngitis
 - pleural effusion
- } unspecified or specific
virus not identified

J11.10 Influenza, flu, grippe (viral), virus not identified

J11.8 Influenza with other manifestations, virus not identified

Encephalopathy due to influenza

Influenzal:

- gastroenteritis
 - myocarditis (acute)
- } unspecified or specific
virus not identified

J12

Viral pneumonia, not elsewhere classified

Includes: bronchopneumonia due to viruses other than influenza viruses

Excludes: congenital rubella pneumonitis (P35.0)

pneumonia:

- aspiration (due to):
 - NOS (J69.0)
 - anaesthesia during:
 - labour and delivery (O74.0)
 - pregnancy (O29.0)
 - puerperium (O89.0)
 - neonatal (P24.9)
 - solids and liquids (J69.-)
- congenital (P23.0)
- in influenza (J09, J10.0, J11.0)
- interstitial NOS (J84.90)
- lipid (J69.1)

J12.0 Adenoviral pneumonia

J12.1 Respiratory syncytial virus pneumonia

J12.2 Parainfluenza virus pneumonia

J12.3 Human metapneumovirus pneumonia

J12.8 Other viral pneumonia

J12.9 Viral pneumonia, unspecified

J13 Pneumonia due to *Streptococcus pneumoniae*
Bronchopneumonia due to *S. pneumoniae*

Excludes: congenital pneumonia due to *S. pneumoniae* (P23.6)
pneumonia due to other streptococci (J15.3-J15.4)

J14 Pneumonia due to *Haemophilus influenzae*
Bronchopneumonia due to *H. influenzae*

Excludes: congenital pneumonia due to *H. influenzae* (P23.6)

J15 Bacterial pneumonia, not elsewhere classified

Includes: bronchopneumonia due to bacteria other than *S. pneumoniae* and
H. influenzae

Excludes: chlamydial pneumonia (J16.0)
congenital pneumonia (P23.-)
Legionnaires' disease (A48.1)

J15.0 Pneumonia due to *Klebsiella pneumoniae*

J15.1 Pneumonia due to *Pseudomonas*

J15.2 Pneumonia due to staphylococcus

J15.3 Pneumonia due to streptococcus, group B

J15.4 Pneumonia due to other streptococci

Excludes: pneumonia due to:
• streptococcus, group B (J15.3)
• *Streptococcus pneumoniae* (J13)

- J15.5** **Pneumonia due to *Escherichia coli***
- J15.6** **Pneumonia due to other aerobic Gram-negative bacteria**
Pneumonia due to *Serratia marcescens*
- J15.7** **Pneumonia due to *Mycoplasma pneumoniae***
- J15.8** **Other bacterial pneumonia**
- J15.9** **Bacterial pneumonia, unspecified**
- J16** **Pneumonia due to other infectious organisms, not elsewhere classified**
Excludes: ornithosis (A70)
 pneumocystosis (B59)
 pneumonia:
 • NOS (J18.9)
 • congenital (P23.-)
- J16.0** **Chlamydial pneumonia**
- J16.8** **Pneumonia due to other specified infectious organisms**
- J17*** **Pneumonia in diseases classified elsewhere**
- J17.0*** **Pneumonia in bacterial diseases classified elsewhere**
Pneumonia (due to)(in):
• actinomycosis (A42.0†)
• anthrax (A22.1†)
• gonorrhoea (A54.8†)
• nocardiosis (A43.0†)
• salmonella infection (A02.2†)
• tularaemia (A21.2†)
• typhoid fever (A01.0†)
• whooping cough (A37.-†)
- J17.1*** **Pneumonia in viral diseases classified elsewhere**
Pneumonia in:
• cytomegalovirus disease (B25.0†)
• measles (B05.2†)
• rubella (B06.8†)
• varicella (B01.2†)

- J17.2*** **Pneumonia in mycoses**
Pneumonia in:
- aspergillosis (B44.0-B44.1†)
 - candidiasis (B37.1†)
 - coccidioidomycosis (B38.0-B38.2†)
 - histoplasmosis (B39.-†)

- J17.3*** **Pneumonia in parasitic diseases**
Pneumonia in:
- ascariasis (B77.8†)
 - schistosomiasis (B65.-†)
 - toxoplasmosis (B58.3†)

- J17.8*** **Pneumonia in other diseases classified elsewhere**
Pneumonia (in):
- ornithosis (A70†)
 - Q fever (A78†)
 - rheumatic fever (I00†)
 - spirochaetal, not elsewhere classified (A69.8†)

J18

Pneumonia, organism unspecified

- Excludes:* abscess of lung with pneumonia (J85.1)
drug-induced interstitial lung disorders (J70.2-J70.4)
pneumonia:
- aspiration (due to):
 - NOS (J69.0)
 - anaesthesia during:
 - labour and delivery (O74.0)
 - pregnancy (O29.0)
 - puerperium (O89.0)
 - neonatal (P24.9)
 - solids and liquids (J69.-)
 - congenital (P23.9)
 - interstitial NOS (J84.9)
 - lipid (J69.1)
- pneumonitis, due to external agents (J67-J70)

- J18.0** **Bronchopneumonia, unspecified**
Excludes: bronchiolitis (J21.-)

- J18.1** **Lobar pneumonia, unspecified**
- J18.2** **Hypostatic pneumonia, unspecified**
- J18.8** **Other pneumonia, organism unspecified**
- J18.9** **Pneumonia, unspecified**

**Other acute lower respiratory infections
(J20-J22)**

- Excludes:* chronic obstructive pulmonary disease with acute:
- exacerbation NOS (J44.1)
 - lower respiratory infection (J44.0)

J20

Acute bronchitis

- Includes:* bronchitis:
- NOS, in those under 15 years of age
 - acute and subacute (with):
 - bronchospasm
 - fibrinous
 - membranous
 - purulent
 - septic
 - tracheitis
- tracheobronchitis, acute

- Excludes:* bronchitis:
- NOS, in those 15 years of age and above (J40)
 - allergic NOS (J45.0)
 - chronic:
 - NOS (J42)
 - mucopurulent (J41.1)
 - obstructive (J44.-)
 - simple (J41.0)
- tracheobronchitis:
- NOS (J40)
 - chronic (J42)
 - obstructive (J44.-)

J20.0 Acute bronchitis due to *Mycoplasma pneumoniae*

J20.1 Acute bronchitis due to *Haemophilus influenzae*

J20.2 Acute bronchitis due to streptococcus

J20.3 Acute bronchitis due to coxsackievirus

J20.4 Acute bronchitis due to parainfluenza virus

J20.5 Acute bronchitis due to respiratory syncytial virus

J20.6 Acute bronchitis due to rhinovirus

J20.7 Acute bronchitis due to echovirus

J20.8 Acute bronchitis due to other specified organisms

J20.9 Acute bronchitis, unspecified

J21

Acute bronchiolitis

Includes: with bronchospasm

J21.0 Acute bronchiolitis due to respiratory syncytial virus

J21.1 Acute bronchiolitis due to human metapneumovirus

J21.8 Acute bronchiolitis due to other specified organisms

J21.9 Acute bronchiolitis, unspecified

Bronchiolitis (acute)

J22

Unspecified acute lower respiratory infection

Acute (lower) respiratory (tract) infection NOS

Excludes: upper respiratory infection (acute) (J06.9)

**Other diseases of upper respiratory tract
(J30-J39)**

J30

Vasomotor and allergic rhinitis

Includes: spasmodic rhinorrhoea

Excludes: allergic rhinitis with asthma (J45.0)
rhinitis NOS (J31.0)

J30.0

Vasomotor rhinitis

J30.1

Allergic rhinitis due to pollen

Allergy NOS due to pollen

Hay fever

Pollinosis

J30.2

Other seasonal allergic rhinitis

J30.3

Other allergic rhinitis

Perennial allergic rhinitis

J30.4

Allergic rhinitis, unspecified

J31

Chronic rhinitis, nasopharyngitis and pharyngitis

J31.0

Chronic rhinitis

Ozena

Rhinitis (chronic):

- NOS
- atrophic
- granulomatous
- hypertrophic
- obstructive
- purulent
- ulcerative

Excludes: rhinitis:

- allergic (J30.1-J30.4)
- vasomotor (J30.0)

J31.1 **Chronic nasopharyngitis**
Excludes: nasopharyngitis, acute or NOS (J00)

J31.2 **Chronic pharyngitis**
 Chronic sore throat
 Pharyngitis (chronic):

- atrophic
- granular
- hypertrophic

Excludes: pharyngitis, acute or NOS (J02.9)

J32 **Chronic sinusitis**
Includes: abscess
 empyema
 infection
 suppuration

} (chronic) of sinus
 } (accessory)(nasal)

Use additional code (B95-B97), if desired, to identify infectious agent.

Excludes: acute sinusitis (J01.-)

J32.0 **Chronic maxillary sinusitis**
 Antritis (chronic)
 Maxillary sinusitis NOS

J32.1 **Chronic frontal sinusitis**
 Frontal sinusitis NOS

J32.2 **Chronic ethmoidal sinusitis**
 Ethmoidal sinusitis NOS

J32.3 **Chronic sphenoidal sinusitis**
 Sphenoidal sinusitis NOS

J32.4 **Chronic pansinusitis**
 Pansinusitis NOS

J32.8 **Other chronic sinusitis**
 Sinusitis (chronic) involving more than one sinus but not pansinusitis

INTERNATIONAL CLASSIFICATION OF DISEASES

J32.9 **Chronic sinusitis, unspecified**
Sinusitis (chronic) NOS

J33 **Nasal polyp**
Excludes: adenomatous polyps (D14.0)

J33.0 **Polyp of nasal cavity**
Polyp:
• choanal
• nasopharyngeal

J33.1 **Polypoid sinus degeneration**
Woakes' syndrome or ethmoiditis

J33.8 **Other polyp of sinus**
Polyp of sinus:
• accessory
• ethmoidal
• maxillary
• sphenoidal

J33.9 **Nasal polyp, unspecified**

J34 **Other disorders of nose and nasal sinuses**
Excludes: varicose ulcer of nasal septum (I86.8)

J34.0 **Abscess, furuncle and carbuncle of nose**
Cellulitis }
Necrosis } of nose (septum)
Ulceration }

J34.1 **Cyst and mucocele of nose and nasal sinus**

J34.2 **Deviated nasal septum**
Deflection or deviation of septum (nasal)(acquired)

J34.3 **Hypertrophy of nasal turbinates**

J34.8 **Other specified disorders of nose and nasal sinuses**
Perforation of nasal septum NOS
Rhinolith

J35

Chronic diseases of tonsils and adenoids

J35.0

Chronic tonsillitis

Excludes: tonsillitis:

- NOS (J03.9)
- acute (J03.-)

J35.1

Hypertrophy of tonsils

Enlargement of tonsils

J35.2

Hypertrophy of adenoids

Enlargement of adenoids

J35.3

Hypertrophy of tonsils with hypertrophy of adenoids

J35.8

Other chronic diseases of tonsils and adenoids

Adenoid vegetations

Amygdalolith

Cicatrix of tonsil (and adenoid)

Tonsillar tag

Ulcer of tonsil

J35.9

Chronic disease of tonsils and adenoids, unspecified

Disease (chronic) of tonsils and adenoids NOS

J36

Peritonsillar abscess

Abscess of tonsil

Peritonsillar cellulitis

Quinsy

Use additional code (B95-B97), if desired, to identify infectious agent.

Excludes: retropharyngeal abscess (J39.0)

tonsillitis:

- NOS (J03.9)
- acute (J03.-)
- chronic (J35.0)

J37

Chronic laryngitis and laryngotracheitis

Use additional code (B95-B97), if desired, to identify infectious agent.

J37.0

Chronic laryngitis

Laryngitis:

- catarrhal
- hypertrophic
- sicca

Excludes: laryngitis:

- NOS (J04.0)
- acute (J04.0)
- obstructive (acute) (J05.0)

J37.1

Chronic laryngotracheitis

Laryngitis, chronic, with tracheitis (chronic)

Tracheitis, chronic, with laryngitis

Excludes: laryngotracheitis:

- NOS (J04.2)
 - acute (J04.2)
- tracheitis:
- NOS (J04.1)
 - acute (J04.1)
 - chronic (J42)

J38

Diseases of vocal cords and larynx, not elsewhere classified

Excludes: laryngitis:

- obstructive (acute) (J05.0)
 - ulcerative (J04.0)
- postprocedural subglottic stenosis (J95.5)
- stridor:
- congenital laryngeal NOS (P28.8)
 - NOS (R06.1)

J38.0

Paralysis of vocal cords and larynx

Laryngoplegia

Paralysis of glottis

- J38.1 Polyp of vocal cord and larynx**
Excludes: adenomatous polyps (D14.1)
- J38.2 Nodules of vocal cords**
Chorditis (fibrinous)(nodosa)(tuberosa)
Singer's nodes
Teacher's nodes
- J38.3 Other diseases of vocal cords**
Abscess
Cellulitis
Granuloma
Leukokeratosis
Leukoplakia
- } of vocal cord(s)
- J38.4 Oedema of larynx**
Oedema (of):
- glottis
 - subglottic
 - supraglottic
- Excludes:* laryngitis:
- acute obstructive [croup] (J05.0)
 - oedematous (J04.0)
- J38.5 Laryngeal spasm**
Laryngismus (stridulus)
- J38.6 Stenosis of larynx**
- J38.7 Other diseases of larynx**
Abscess
Cellulitis
Disease NOS
Necrosis
Pachyderma
Perichondritis
Ulcer
- } of larynx

J39

Other diseases of upper respiratory tract

Excludes: acute respiratory infection NOS (J22)

- upper (J06.9)

upper respiratory inflammation due to chemicals, gases, fumes or vapours (J68.2)

J39.0

Retropharyngeal and parapharyngeal abscess

Peripharyngeal abscess

Excludes: peritonsillar abscess (J36)

J39.1

Other abscess of pharynx

Cellulitis of pharynx

Nasopharyngeal abscess

J39.2

Other diseases of pharynx

Cyst

Oedema } of pharynx or nasopharynx

Excludes: pharyngitis:

- chronic (J31.2)

- ulcerative (J02.9)

J39.3

Upper respiratory tract hypersensitivity reaction, site unspecified

J39.8

Other specified diseases of upper respiratory tract

J39.9

Disease of upper respiratory tract, unspecified

**Chronic lower respiratory diseases
(J40-J47)**

Excludes: cystic fibrosis (E84.-)

J40

Bronchitis, not specified as acute or chronic

Note: Bronchitis not specified as acute or chronic in those under 15 years of age can be assumed to be of acute nature and should be classified to J20.-.

Bronchitis:

- NOS
- catarrhal
- with tracheitis NOS

Tracheobronchitis NOS

Excludes: bronchitis:

- allergic NOS (J45.0)
- asthmatic NOS (J45.9)
- chemical (acute) (J68.0)

J41

Simple and mucopurulent chronic bronchitis

Excludes: chronic bronchitis:

- NOS (J42)
- obstructive (J44.-)

J41.0 Simple chronic bronchitis

J41.1 Mucopurulent chronic bronchitis

J41.8 Mixed simple and mucopurulent chronic bronchitis

J42

Unspecified chronic bronchitis

Chronic:

- bronchitis NOS
- tracheitis
- tracheobronchitis

Excludes: chronic:

- asthmatic bronchitis (J44.-)
- bronchitis:
 - simple and mucopurulent (J41.-)
 - with airways obstruction (J44.-)
- emphysematous bronchitis (J44.-)
- obstructive pulmonary disease NOS (J44.9)

J43

Emphysema

Excludes: emphysema:

- compensatory (J98.3)
- due to inhalation of chemicals, gases, fumes or vapours (J68.4)
- interstitial (J98.2)
 - neonatal (P25.0)
- mediastinal (J98.2)
- surgical (subcutaneous) (T81.8)
- traumatic subcutaneous (T79.7)
- with chronic (obstructive) bronchitis (J44.-)
- emphysematous (obstructive) bronchitis (J44.-)

J43.0

MacLeod's syndrome

Unilateral:

- emphysema
- transparency of lung

J43.1

Panlobular emphysema

Panacinar emphysema

J43.2

Centrilobular emphysema

J43.8 **Other emphysema**

J43.9 **Emphysema, unspecified**

Emphysema (lung)(pulmonary):

- NOS
- bullous
- vesicular

Emphysematous bleb

J44

Other chronic obstructive pulmonary disease

Includes: chronic:

- bronchitis:
 - asthmatic (obstructive)
 - emphysematous
- with:
 - airways obstruction
 - emphysema
- obstructive:
 - asthma
 - bronchitis
 - tracheobronchitis

Excludes: asthma (J45.-)
asthmatic bronchitis NOS (J45.9)
bronchiectasis (J47)

chronic:

- bronchitis:
 - NOS (J42)
 - simple and mucopurulent (J41.-)
- tracheitis (J42)
- tracheobronchitis (J42)

emphysema (J43.-)

lung diseases due to external agents (J60-J70)

J44.0 **Chronic obstructive pulmonary disease with acute lower respiratory infection**

Excludes: with influenza (J09-J11)

J44.1 **Chronic obstructive pulmonary disease with acute exacerbation, unspecified**

J44.8 Other specified chronic obstructive pulmonary disease

Chronic bronchitis:

- asthmatic (obstructive) NOS
- emphysematous NOS
- obstructive NOS

Excludes: with acute lower respiratory infection (J44.0)
with acute exacerbation (J44.1)

J44.9 Chronic obstructive pulmonary disease, unspecified

Chronic obstructive:

- airway disease NOS
- lung disease NOS

J45

Asthma

Excludes: acute severe asthma (J46)
chronic asthmatic (obstructive) bronchitis (J44.-)
chronic obstructive asthma (J44.-)
eosinophilic asthma (J82)
lung diseases due to external agents (J60-J70)
status asthmaticus (J46)

J45.0 Predominantly allergic asthma

Allergic:

- bronchitis NOS
- rhinitis with asthma

Atopic asthma

Extrinsic allergic asthma

Hay fever with asthma

J45.1 Nonallergic asthma

Idiosyncratic asthma

Intrinsic nonallergic asthma

J45.8 Mixed asthma

Combination of conditions listed in J45.0 and J45.1

J45.9 Asthma, unspecified

Asthmatic bronchitis NOS

Late-onset asthma

J46

Status asthmaticus
Acute severe asthma

J47

Bronchiectasis
Bronchiolectasis

Excludes: congenital bronchiectasis (Q33.4)
tuberculous bronchiectasis (current disease) (A15-A16)

Lung diseases due to external agents
(J60-J70)

Excludes: asthma classified to J45.-

J60

Coalworker's pneumoconiosis
Anthracosilicosis
Anthracosis
Coalworker's lung

Excludes: with tuberculosis in A15-A16 (J65)

J61

Pneumoconiosis due to asbestos and other mineral fibres
Asbestosis

Excludes: pleural plaque with asbestosis (J92.0)
with tuberculosis in A15-A16 (J65)

J62

Pneumoconiosis due to dust containing silica
Includes: silicotic fibrosis (massive) of lung

Excludes: pneumoconiosis with tuberculosis in A15-A16 (J65)

J62.0

Pneumoconiosis due to talc dust

J62.8

Pneumoconiosis due to other dust containing silica
Silicosis NOS

J63

Pneumoconiosis due to other inorganic dusts
Excludes: with tuberculosis in A15-A16 (J65)

INTERNATIONAL CLASSIFICATION OF DISEASES

- J63.0** **Aluminosis (of lung)**
- J63.1** **Bauxite fibrosis (of lung)**
- J63.2** **Berylliosis**
- J63.3** **Graphite fibrosis (of lung)**
- J63.4** **Siderosis**
- J63.5** **Stannosis**
- J63.8** **Pneumoconiosis due to other specified inorganic dusts**
- J64** **Unspecified pneumoconiosis**
Excludes: with tuberculosis in A15-A16 (J65)
- J65** **Pneumoconiosis associated with tuberculosis**
Any condition in J60-J64 with tuberculosis, any type in A15-A16
- J66** **Airway disease due to specific organic dust**
Excludes: bagassosis (J67.1)
 farmer's lung (J67.0)
 hypersensitivity pneumonitis due to organic dust (J67.-)
 reactive airways dysfunction syndrome (J68.3)
- J66.0** **Byssinosis**
Airway disease due to cotton dust
- J66.1** **Flax-dresser's disease**
- J66.2** **Cannabinosis**
- J66.8** **Airway disease due to other specific organic dusts**

J67

Hypersensitivity pneumonitis due to organic dust

Includes: allergic alveolitis and pneumonitis due to inhaled organic dust and particles of fungal, actinomycetic or other origin

Excludes: pneumonitis due to inhalation of chemicals, gases, fumes or vapours (J68.0)

J67.0

Farmer's lung

Harvester's lung
Haymaker's lung
Mouldy hay disease

J67.1

Bagassosis

Bagasse:
• disease
• pneumonitis

J67.2

Bird fancier's lung

Budgerigar fancier's disease or lung
Pigeon fancier's disease or lung

J67.3

Suberosis

Corkhandler's disease or lung
Corkworker's disease or lung

J67.4

Maltworker's lung

Alveolitis due to *Aspergillus clavatus*

J67.5

Mushroom-worker's lung

J67.6

Maple-bark-stripper's lung

Alveolitis due to *Cryptostroma corticale*
Cryptostromosis

J67.7

Air-conditioner and humidifier lung

Allergic alveolitis due to fungi, thermophilic actinomycetes and other organisms growing in ventilation [air-conditioning] systems

INTERNATIONAL CLASSIFICATION OF DISEASES

J67.8 Hypersensitivity pneumonitis due to other organic dusts

Cheese-washer's lung
Coffee-worker's lung
Fishmeal-worker's lung
Furrier's lung
Sequoiosis

J67.9 Hypersensitivity pneumonitis due to unspecified organic dust

Allergic alveolitis (extrinsic) NOS
Hypersensitivity pneumonitis NOS

J68

Respiratory conditions due to inhalation of chemicals, gases, fumes and vapours

Use additional external cause code (Chapter XX), if desired, to identify cause.

J68.0 Bronchitis and pneumonitis due to chemicals, gases, fumes and vapours

Chemical bronchitis (acute)

J68.1 Pulmonary oedema due to chemicals, gases, fumes and vapours

Chemical pulmonary oedema (acute)

J68.2 Upper respiratory inflammation due to chemicals, gases, fumes and vapours, not elsewhere classified

J68.3 Other acute and subacute respiratory conditions due to chemicals, gases, fumes and vapours

Reactive airways dysfunction syndrome

J68.4 Chronic respiratory conditions due to chemicals, gases, fumes and vapours

Emphysema (diffuse)(chronic)	}	due to inhalation of chemicals, gases fumes and vapours
Obliterative bronchiolitis (chronic)(subacute)		
Pulmonary fibrosis(chronic)		

J68.8 Other respiratory conditions due to chemicals, gases, fumes and vapours

J68.9 Unspecified respiratory condition due to chemicals, gases, fumes and vapours

J69

Pneumonitis due to solids and liquids

Use additional external cause code (Chapter XX), if desired, to identify cause.

Excludes: neonatal aspiration syndromes (P24.-)

J69.0

Pneumonitis due to food and vomit

Aspiration pneumonia (due to):

- NOS
- food (regurgitated)
- gastric secretions
- milk
- vomit

Excludes: Mendelson's syndrome (J95.4)

J69.1

Pneumonitis due to oils and essences

Lipid pneumonia

J69.8

Pneumonitis due to other solids and liquids

Pneumonitis due to aspiration of blood

J70

Respiratory conditions due to other external agents

Use additional external cause code (Chapter XX), if desired, to identify cause.

J70.0

Acute pulmonary manifestations due to radiation

Radiation pneumonitis

J70.1

Chronic and other pulmonary manifestations due to radiation

Fibrosis of lung following radiation

J70.2

Acute drug-induced interstitial lung disorders

J70.3

Chronic drug-induced interstitial lung disorders

J70.4

Drug-induced interstitial lung disorders, unspecified

J70.8

Respiratory conditions due to other specified external agents

J70.9

Respiratory conditions due to unspecified external agent

**Other respiratory diseases principally affecting the interstitium
(J80-J84)**

J80 **Adult respiratory distress syndrome**
Adult hyaline membrane disease

J81 **Pulmonary oedema**
Acute oedema of lung
Pulmonary congestion (passive)

Excludes: hypostatic pneumonia (J18.2)
 pulmonary oedema:
 • chemical (acute) (J68.1)
 • due to external agents (J60-J70)
 • with mention of heart disease NOS or heart failure (I50.1)

J82 **Pulmonary eosinophilia, not elsewhere classified**
Eosinophilic asthma
Löffler's pneumonia
Tropical (pulmonary) eosinophilia NOS

Excludes: due to:
 • aspergillosis (B44.-)
 • drugs (J70.2-J70.4)
 • specified parasitic infection (B50-B83)
 • systemic connective tissue disorders (M30-M36)

J84 **Other interstitial pulmonary diseases**

Excludes: drug-induced interstitial lung disorders (J70.2-J70.4)
 interstitial emphysema (J98.2)
 lung diseases due to external agents (J60-J70)
 lymphoid interstitial pneumonitis resulting from human
 immunodeficiency virus [HIV] disease (B22.1)

J84.0 **Alveolar and parietoalveolar conditions**
Alveolar proteinosis
Pulmonary alveolar microlithiasis

J84.1 Other interstitial pulmonary diseases with fibrosis

Diffuse pulmonary fibrosis
Fibrosing alveolitis (cryptogenic)
Hamman-Rich syndrome
Idiopathic pulmonary fibrosis

Excludes: pulmonary fibrosis (chronic):

- due to inhalation of chemicals, gases, fumes or vapours (J68.4)
- following radiation (J70.1)

J84.8 Other specified interstitial pulmonary diseases

J84.9 Interstitial pulmonary disease, unspecified

J84.90 Interstitial pneumonia, not elsewhere classified

**Suppurative and necrotic conditions of lower respiratory tract
(J85-J86)**

J85 Abscess of lung and mediastinum

J85.0 Gangrene and necrosis of lung

J85.1 Abscess of lung with pneumonia

Excludes: with pneumonia due to specified organism (J09-J16)

J85.2 Abscess of lung without pneumonia

Abscess of lung NOS

J85.3 Abscess of mediastinum

J86

Pyothorax

Includes: abscess of:

- pleura
- thorax

empyema
pyopneumothorax

Use additional code (B95-B97), if desired, to identify infectious agent.

Excludes: due to tuberculosis (A15-A16)

J86.0

Pyothorax with fistula

J86.9

Pyothorax without fistula

**Other diseases of pleura
(J90-J94)**

J90

Pleural effusion, not elsewhere classified
Pleurisy with effusion

Excludes: chylous (pleural) effusion (J94.0)
pleurisy NOS (R09.1)
tuberculous (A15-A16)

J91*

Pleural effusion in conditions classified elsewhere

J92

Pleural plaque

Includes: pleural thickening

J92.0

Pleural plaque with presence of asbestos

J92.9

Pleural plaque without asbestos
Pleural plaque NOS

J93

Pneumothorax

Excludes: pneumothorax:

- congenital or perinatal (P25.1)
- traumatic (S27.0)
- tuberculous (current disease) (A15-A16)

pyopneumothorax (J86.-)

J93.0 Spontaneous tension pneumothorax

J93.1 Other spontaneous pneumothorax

J93.8 Other pneumothorax

J93.9 Pneumothorax, unspecified

J94

Other pleural conditions

Excludes: pleurisy: NOS (R09.1)
traumatic:

- haemopneumothorax (S27.2)
- haemothorax (S27.1)

tuberculous pleural conditions (current disease) (A15-A16)

J94.0 Chylous effusion
Chyliform effusion

J94.1 Fibrothorax

J94.2 Haemothorax
Haemopneumothorax

J94.8 Other specified pleural conditions
Hydrothorax

J94.9 Pleural condition, unspecified

**Other diseases of the respiratory system
(J95-J99)**

- J95** **Postprocedural respiratory disorders, not elsewhere classified**
Excludes: emphysema (subcutaneous) resulting from a procedure (T81.8)
 pulmonary manifestations due to radiation (J70.0-J70.1)
- J95.0** **Tracheostomy malfunction**
Haemorrhage from tracheostomy stoma
Obstruction of tracheostomy airway
Sepsis of tracheostomy stoma
Tracheo-oesophageal fistula following tracheostomy
- J95.1** **Acute pulmonary insufficiency following thoracic surgery**
- J95.2** **Acute pulmonary insufficiency following nonthoracic surgery**
- J95.3** **Chronic pulmonary insufficiency following surgery**
- J95.4** **Mendelson's syndrome**
Excludes: complicating:
 • labour and delivery (O74.0)
 • pregnancy (O29.0)
 • puerperium (O89.0)
- J95.5** **Postprocedural subglottic stenosis**
- J95.8** **Other postprocedural respiratory disorders**
- J95.9** **Postprocedural respiratory disorder, unspecified**

J96

Respiratory failure, not elsewhere classified

- Excludes:* cardiorespiratory failure (R09.2)
postprocedural respiratory failure (J95.-)
respiratory:
- arrest (R09.2)
 - distress:
 - syndrome of adult (J80)
 - in newborn (P22.-)

J96.0 Acute respiratory failure

J96.1 Chronic respiratory failure

J96.9 Respiratory failure, unspecified

J98

Other respiratory disorders

Includes: 5TH DIGIT TO IDENTIFY LUNG DISEASE NOS

- Excludes:* apnoea:
- NOS (R06.8)
 - newborn (P28.4)
 - sleep (G47.3)
 - newborn (P28.3)

J98.0 Diseases of bronchus, not elsewhere classified

Broncholithiasis
Calcification
Stenosis
Ulcer

} of bronchus

Tracheobronchial:

- collapse
- dyskinesia

INTERNATIONAL CLASSIFICATION OF DISEASES

J98.1 Pulmonary collapse

Atelectasis
Collapse of lung

Excludes: atelectasis (of):

- newborn (P28.0-P28.1)
- tuberculous (current disease) (A15-A16)

J98.2 Interstitial emphysema

Mediastinal emphysema

Excludes: emphysema:

- NOS (J43.9)
- in fetus and newborn (P25.0)
- surgical (subcutaneous) (T81.8)
- traumatic subcutaneous (T79.7)

J98.3 Compensatory emphysema

J98.4 Other disorders of lung

Calcification of lung
Cystic lung disease (acquired)
Lung disease NOS
Pulmolithiasis

J98.40 Lung disease NOS

J98.5 Diseases of mediastinum, not elsewhere classified

Fibrosis
Hernia
Retraction
Mediastinitis

} of mediastinum

Excludes: abscess of mediastinum (J85.3)

J98.6 Disorders of diaphragm

Diaphragmatitis
Paralysis of diaphragm
Relaxation of diaphragm

Excludes: congenital malformation of diaphragm NEC (Q79.1)
diaphragmatic hernia (K44.-)
• congenital (Q79.0)

J98.8 Other specified respiratory disorders

J98.9 Respiratory disorder, unspecified

Respiratory disease (chronic) NOS

J99*

Respiratory disorders in diseases classified elsewhere

J99.0* Rheumatoid lung disease (M05.1†)

J99.1* Respiratory disorders in other diffuse connective tissue disorders

Respiratory disorders in:

- dermatomyositis (M33.0-M33.1†)
- polymyositis (M33.2†)
- sicca syndrome [Sjögren] (M35.0†)
- systemic:
 - lupus erythematosus (M32.1†)
 - sclerosis (M34.8†)
- Wegener's granulomatosis (M31.3†)

J99.8* Respiratory disorders in other diseases classified elsewhere

Respiratory disorders in:

- amoebiasis (A06.5†)
- ankylosing spondylitis (M45†)
- cryoglobulinaemia (D89.1†)
- sporotrichosis (B42.0†)
- syphilis (A52.7†)

CHAPTER XI

Diseases of the digestive system (K00-K93)

Excludes: certain conditions originating in the perinatal period (P00-P96)
certain infectious and parasitic diseases (A00-B99)
complications of pregnancy, childbirth and the puerperium (O00-O99)
congenital malformations, deformations and chromosomal abnormalities (Q00-Q99)
endocrine, nutritional and metabolic diseases (E00-E90)
injury, poisoning and certain other consequences of external causes (S00-T98)
neoplasms (C00-D48)
symptoms, signs and abnormal clinical and laboratory findings, not elsewhere classified (R00-R99)

This chapter contains the following blocks:

K00-K14	Diseases of oral cavity, salivary glands and jaws
K20-K31	Diseases of oesophagus, stomach and duodenum
K35-K38	Diseases of appendix
K40-K46	Hernia
K50-K52	Noninfective enteritis and colitis
K55-K63	Other diseases of intestines
K65-K67	Diseases of peritoneum
K70-K77	Diseases of liver
K80-K87	Disorders of gallbladder, biliary tract and pancreas
K90-K93	Other diseases of the digestive system

Asterisk categories for this chapter are provided as follows:

K23*	Disorders of oesophagus in diseases classified elsewhere
K67*	Disorders of peritoneum in infectious diseases classified elsewhere
K77*	Liver disorders in diseases classified elsewhere
K87*	Disorders of gallbladder, biliary tract and pancreas in diseases classified elsewhere
K93*	Disorders of other digestive organs in diseases classified elsewhere

**Diseases of oral cavity, salivary glands and jaws
(K00-K14)**

K00

Disorders of tooth development and eruption

Excludes: embedded and impacted teeth (K01.-)

K00.0

Anodontia

Hypodontia

Oligodontia

K00.1

Supernumerary teeth

Distomolar

Fourth molar

Mesiodens

Paramolar

Supplementary teeth

K00.2

Abnormalities of size and form of teeth

Concrescence

Fusion

Gemination

} of teeth

Dens:

• evaginatus

• in dente

• invaginatus

Enamel pearls

Macrodontia

Microdontia

Peg-shaped [conical] teeth

Taurodontism

Tuberculum paramolare

Excludes: tuberculum Carabelli, which is regarded as a normal variation and should not be coded

K00.3 Mottled teeth

Dental fluorosis
Mottling of enamel
Nonfluoride enamel opacities

Excludes: deposits [accretions] on teeth (K03.6)

K00.4 Disturbances in tooth formation

Aplasia and hypoplasia of cementum
Dilaceration of tooth
Enamel hypoplasia (neonatal)(postnatal)(prenatal)
Regional odontodysplasia
Turner's tooth

Excludes: Hutchinson's teeth and mulberry molars in congenital syphilis (A50.5)
mottled teeth (K00.3)

K00.5 Hereditary disturbances in tooth structure, not elsewhere classified

Amelogenesis
Dentinogenesis
Odontogenesis } imperfecta
Dentinal dysplasia
Shell teeth

K00.6 Disturbances in tooth eruption

Dentia praecox
Natal } tooth
Neonatal }
Premature:
• eruption of tooth
• shedding of primary [deciduous] tooth
Retained [persistent] primary tooth

K00.7 Teething syndrome

K00.8 Other disorders of tooth development

Colour changes during tooth formation
Intrinsic staining of teeth NOS

K00.9 Disorder of tooth development, unspecified

Disorder of odontogenesis NOS

INTERNATIONAL CLASSIFICATION OF DISEASES

K01

Embedded and impacted teeth

Excludes: embedded and impacted teeth with abnormal position of such teeth or adjacent teeth (K07.3)

K01.0

Embedded teeth

An embedded tooth is a tooth that has failed to erupt without obstruction by another tooth.

K01.1

Impacted teeth

An impacted tooth is a tooth that has failed to erupt because of obstruction by another tooth.

K02

Dental caries

K02.0

Caries limited to enamel

White spot lesions [initial caries]

K02.1

Caries of dentine

K02.2

Caries of cementum

K02.3

Arrested dental caries

K02.4

Odontoclasia

Infantile melanodontia

Melanodontoclasia

K02.8

Other dental caries

K02.9

Dental caries, unspecified

K03

Other diseases of hard tissues of teeth

Excludes: bruxism (F45.8)
dental caries (K02.-)
teeth-grinding NOS (F45.8)

K03.0

Excessive attrition of teeth

Wear:

- approximal
 - occlusal
- } of teeth

K03.1 Abrasion of teeth
Abrasion:
• dentifrice
• habitual
• occupational
• ritual
• traditional
Wedge defect NOS

} of teeth

K03.2 Erosion of teeth
Erosion of teeth:
• NOS
• due to:
 • diet
 • drugs and medicaments
 • persistent vomiting
• idiopathic
• occupational

K03.3 Pathological resorption of teeth
Internal granuloma of pulp
Resorption of teeth (external)

K03.4 Hypercementosis
Cementation hyperplasia

K03.5 Ankylosis of teeth

INTERNATIONAL CLASSIFICATION OF DISEASES

K03.6 Deposits [accretions] on teeth

Dental calculus:

- subgingival
- supragingival

Deposits [accretions] on teeth:

- betel
- black
- green
- materia alba
- orange
- tobacco

Staining of teeth:

- NOS
- extrinsic NOS

K03.7 Posteruptive colour changes of dental hard tissues

Excludes: deposits [accretions] on teeth (K03.6)

K03.8 Other specified diseases of hard tissues of teeth

Irradiated enamel

Sensitive dentine

Use additional external cause code (Chapter XX), if desired, to identify radiation, if radiation-induced.

K03.9 Disease of hard tissues of teeth, unspecified

K04

Diseases of pulp and periapical tissues

K04.0 Pulpitis

Pulpal:

- abscess
- polyp

Pulpitis:

- acute
- chronic (hyperplastic)(ulcerative)
- suppurative

- K04.1** **Necrosis of pulp**
Pulpal gangrene
- K04.2** **Pulp degeneration**
Denticles
Pulpal:
• calcifications
• stones
- K04.3** **Abnormal hard tissue formation in pulp**
Secondary or irregular dentine
- K04.4** **Acute apical periodontitis of pulpal origin**
Acute apical periodontitis NOS
- K04.5** **Chronic apical periodontitis**
Apical or periapical granuloma
Apical periodontitis NOS
- K04.6** **Periapical abscess with sinus**
Dental }
Dentoalveolar } abscess with sinus
- K04.7** **Periapical abscess without sinus**
Dental }
Dentoalveolar } abscess NOS
Periapical }
- K04.8** **Radicular cyst**
Cyst:
• apical (periodontal)
• periapical
• residual radicular

Excludes: lateral periodontal cyst (K09.0)
- K04.9** **Other and unspecified diseases of pulp and periapical tissues**

K05 **Gingivitis and periodontal diseases**

K05.0 **Acute gingivitis**

Excludes: acute necrotizing ulcerative gingivitis (A69.1)
herpesviral [herpes simplex] gingivostomatitis (B00.2)

K05.1 **Chronic gingivitis**

Gingivitis (chronic):

- NOS
- desquamative
- hyperplastic
- simple marginal
- ulcerative

K05.2 **Acute periodontitis**

Acute pericoronitis

Parodontal abscess

Periodontal abscess

Excludes: acute apical periodontitis (K04.4)
periapical abscess (K04.7)

- with sinus (K04.6)

K05.3 **Chronic periodontitis**

Chronic pericoronitis

Periodontitis:

- NOS
- complex
- simplex

K05.4 **Periodontosis**

Juvenile periodontosis

K05.5 **Other periodontal diseases**

K05.6 **Periodontal disease, unspecified**

K06

Other disorders of gingiva and edentulous alveolar ridge

Excludes: atrophy of edentulous alveolar ridge (K08.2)
gingivitis:
• NOS (K05.1)
• acute (K05.0)
• chronic (K05.1)

K06.0

Gingival recession

Gingival recession (generalized)(localized)(postinfective)(post-operative)

K06.1

Gingival enlargement

Gingival fibromatosis

K06.2

Gingival and edentulous alveolar ridge lesions associated with trauma

Irritative hyperplasia of edentulous ridge [denture hyperplasia]

Use additional external cause code (Chapter XX), if desired, to identify cause.

K06.8

Other specified disorders of gingiva and edentulous alveolar ridge

Fibrous epulis
Flabby ridge
Giant cell epulis
Peripheral giant cell granuloma
Pyogenic granuloma of gingiva

K06.9

Disorder of gingiva and edentulous alveolar ridge, unspecified

K07

Dentofacial anomalies [including malocclusion]

Excludes: hemifacial atrophy or hypertrophy (Q67.4)
unilateral condylar hyperplasia or hypoplasia (K10.8)

K07.0

Major anomalies of jaw size

Hyperplasia, hypoplasia:
• mandibular
• maxillary
Macrogathism (mandibular)(maxillary)
Micrognathism (mandibular)(maxillary)

Excludes: acromegaly (E22.0)
Robin's syndrome (Q87.0)

INTERNATIONAL CLASSIFICATION OF DISEASES

K07.1 Anomalies of jaw-cranial base relationship

Asymmetry of jaw
Prognathism (mandibular)(maxillary)
Retrognathism (mandibular)(maxillary)

K07.2 Anomalies of dental arch relationship

Crossbite (anterior)(posterior)
Disto-occlusion
Mesio-occlusion
Midline deviation of dental arch
Openbite (anterior)(posterior)
Overbite (excessive):

- deep
- horizontal
- vertical

Overjet
Posterior lingual occlusion of mandibular teeth

K07.3 Anomalies of tooth position

Crowding
Diastema
Displacement
Rotation
Spacing, abnormal
Transposition

} of tooth or teeth

Impacted or embedded teeth with abnormal position of such teeth or adjacent teeth

Excludes: embedded and impacted teeth without abnormal position (K01.-)

K07.4 Malocclusion, unspecified

K07.5 Dentofacial functional abnormalities

Abnormal jaw closure
Malocclusion due to:

- abnormal swallowing
- mouth breathing
- tongue, lip or finger habits

Excludes: bruxism (F45.8)
teeth-grinding NOS (F45.8)

- K07.6** **Temporomandibular joint disorders**
 Costen's complex or syndrome
 Derangement of temporomandibular joint
 Snapping jaw
 Temporomandibular joint-pain-dysfunction syndrome
- Excludes:* current temporomandibular joint:
- dislocation (S03.0)
 - strain (S03.4)
- K07.8** **Other dentofacial anomalies**
- K07.9** **Dentofacial anomaly, unspecified**
- K08** **Other disorders of teeth and supporting structures**
- K08.0** **Exfoliation of teeth due to systemic causes**
- K08.1** **Loss of teeth due to accident, extraction or local periodontal disease**
- K08.2** **Atrophy of edentulous alveolar ridge**
- K08.3** **Retained dental root**
- K08.8** **Other specified disorders of teeth and supporting structures**
 Enlargement of alveolar ridge NOS
 Irregular alveolar process
 Toothache NOS
- K08.9** **Disorder of teeth and supporting structures, unspecified**
- K09** **Cysts of oral region, not elsewhere classified**
Includes: lesions showing histological features both of aneurysmal cyst and of
 another fibro-osseous lesion
- Excludes:* radicular cyst (K04.8)

INTERNATIONAL CLASSIFICATION OF DISEASES

K09.0 Developmental odontogenic cysts

Cyst:

- dentigerous
- eruption
- follicular
- gingival
- lateral periodontal
- primordial

Keratocyst

K09.1 Developmental (nonodontogenic) cysts of oral region

Cyst (of):

- globulomaxillary
- incisive canal
- median palatal
- nasopalatine
- palatine papilla

K09.2 Other cysts of jaw

Cyst of jaw:

- NOS
- aneurysmal
- haemorrhagic
- traumatic

Excludes: latent bone cyst of jaw (K10.0)
 Stafne's cyst (K10.0)

K09.8 Other cysts of oral region, not elsewhere classified

Dermoid cyst

Epidermoid cyst

Lymphoepithelial cyst

Epstein's pearl

Nasoalveolar cyst

Nasolabial cyst

} of mouth

K09.9 Cyst of oral region, unspecified

K10

Other diseases of jaws

K10.0

Developmental disorders of jaws

Latent bone cyst of jaw

Stafne's cyst

Torus:

- mandibularis
- palatinus

K10.1

Giant cell granuloma, central

Giant cell granuloma NOS

Excludes: peripheral giant cell granuloma (K06.8)

K10.2

Inflammatory conditions of jaws

Osteitis

Osteomyelitis (neonatal)

Osteoradionecrosis

Periostitis

Sequestrum of jaw bone

} of jaw (acute)(chronic)
(suppurative)

Use additional external cause code (Chapter XX), if desired, to identify radiation, if radiation-induced.

K10.3

Alveolitis of jaws

Alveolar osteitis

Dry socket

K10.8

Other specified diseases of jaws

Cherubism

Exostosis

Fibrous dysplasia

Unilateral condylar:

- hyperplasia
- hypoplasia

} of jaw

K10.9

Disease of jaws, unspecified

K11

Diseases of salivary glands

INTERNATIONAL CLASSIFICATION OF DISEASES

- K11.0 Atrophy of salivary gland**
- K11.1 Hypertrophy of salivary gland**
- K11.2 Sialoadenitis**
Excludes: epidemic parotitis (B26.-)
uveoparotid fever [Heerfordt] (D86.8)
- K11.3 Abscess of salivary gland**
- K11.4 Fistula of salivary gland**
Excludes: congenital fistula of salivary gland (Q38.4)
- K11.5 Sialolithiasis**
Calculus }
Stone } of salivary gland or duct
- K11.6 Mucocele of salivary gland**
Mucous:
• extravasation cyst }
• retention cyst } of salivary gland
Ranula
- K11.7 Disturbances of salivary secretion**
Hypoptyalism
Ptyalism
Xerostomia

Excludes: dry mouth NOS (R68.2)
- K11.8 Other diseases of salivary glands**
Benign lymphoepithelial lesion of salivary gland
Mikulicz' disease
Necrotizing sialometaplasia
Sialectasia
Stenosis }
Stricture } of salivary duct

Excludes: sicca syndrome [Sjögren] (M35.0)

K11.9 **Disease of salivary gland, unspecified**
Sialoadenopathy NOS

K12

Stomatitis and related lesions

Excludes: cancrum oris (A69.0)
 cheilitis (K13.0)
 gangrenous stomatitis (A69.0)
 herpesviral [herpes simplex] gingivostomatitis (B00.2)
 noma (A69.0)

K12.0 **Recurrent oral aphthae**
Aphthous stomatitis (major)(minor)
Bednar's aphthae
Periadenitis mucosa necrotica recurrens
Recurrent aphthous ulcer
Stomatitis herpetiformis

K12.1 **Other forms of stomatitis**
Stomatitis:
• NOS
• denture
• ulcerative
• vesicular

K12.2 **Cellulitis and abscess of mouth**
Cellulitis of mouth (floor)
Submandibular abscess

Excludes: abscess (of):
 • periapical (K04.6-K04.7)
 • periodontal (K05.2)
 • peritonsillar (J36)
 • salivary gland (K11.3)
 • tongue (K14.0)

K12.3 Oral mucositis (ulcerative)

Mucositis (oral) (oropharyngeal):

- NOS
- drug-induced
- radiation induced
- viral

Use additional external cause code (Chapter XX), if desired, to identify external agent.

Excludes: mucositis (ulcerative) of:

- nose and nasal sinuses (J34.8)
- vagina and vulva (N76.8)
- gastrointestinal tract (except oral cavity and oropharynx) (K92.8)

K13

Other diseases of lip and oral mucosa

Includes: epithelial disturbances of tongue

Excludes: certain disorders of gingiva and edentulous alveolar ridge (K05-K06)
cysts of oral region (K09.-)
diseases of tongue (K14.-)
stomatitis and related lesions (K12.-)

K13.0 Diseases of lips

Cheilitis:

- NOS
- angular
- exfoliative
- glandular

Cheilodynia

Cheilosis

Perlèche NEC

Excludes: ariboflavinosis (E53.0)
cheilitis due to radiation-related disorders (L55-L59)
perlèche due to:

- candidiasis (B37.8)
- riboflavin deficiency (E53.0)

K13.1 **Cheek and lip biting**

K13.2 **Leukoplakia and other disturbances of oral epithelium, including tongue**

Erythroplakia } of oral epithelium,
 Leukoedema } including tongue
 Leukokeratosis nicotina palati
 Smoker's palate

Excludes: hairy leukoplakia (K13.3)

K13.3 **Hairy leukoplakia**

K13.4 **Granuloma and granuloma-like lesions of oral mucosa**

Eosinophilic granuloma }
 Granuloma pyogenicum } of oral mucosa
 Verrucous xanthoma

K13.5 **Oral submucous fibrosis**

Submucous fibrosis of tongue

K13.6 **Irritative hyperplasia of oral mucosa**

Excludes: irritative hyperplasia of edentulous ridge [denture hyperplasia] (K06.2)

K13.7 **Other and unspecified lesions of oral mucosa**

Focal oral mucinosis

K14

Diseases of tongue

Excludes: erythroplakia
 focalepithelial hyperplasia
 leukoedema }
 leukoplakia } of tongue (K13.2)
 hairy leukoplakia (K13.3)
 macroglossia (congenital) (Q38.2)
 submucous fibrosis of tongue (K13.5)

INTERNATIONAL CLASSIFICATION OF DISEASES

K14.0 **Glossitis**
Abscess
Ulceration (traumatic) } of tongue

Excludes: atrophic glossitis (K14.4)

K14.1 **Geographic tongue**
Benign migratory glossitis
Glossitis areata exfoliativa

K14.2 **Median rhomboid glossitis**

K14.3 **Hypertrophy of tongue papillae**
Black hairy tongue
Coated tongue
Hypertrophy of foliate papillae
Lingua villosa nigra

K14.4 **Atrophy of tongue papillae**
Atrophic glossitis

K14.5 **Plicated tongue**
Fissured
Furrowed
Scrotal } tongue

Excludes: fissured tongue, congenital (Q38.3)

K14.6 **Glossodynia**
Glossopyrosis
Painful tongue

K14.8 **Other diseases of tongue**
Atrophy
Crenated
Enlargement
Hypertrophy } (of) tongue

K14.9 **Disease of tongue, unspecified**
Glossopathy NOS

**Diseases of oesophagus, stomach and duodenum
(K20-K31)**

Excludes: hiatus hernia (K44.-)

K20

Oesophagitis

Abscess of oesophagus

Oesophagitis:

- NOS
- chemical
- peptic

Use additional external cause code (Chapter XX), if desired, to identify cause.

Excludes: erosion of oesophagus (K22.1)
reflux oesophagitis (K21.0)
with gastro-oesophageal reflux disease (K21.0)

K21

Gastro-oesophageal reflux disease

K21.0

Gastro-oesophageal reflux disease with oesophagitis

Reflux oesophagitis

K21.9

Gastro-oesophageal reflux disease without oesophagitis

Oesophageal reflux NOS

K22

Other diseases of oesophagus

Excludes: oesophageal varices (I85.-)

K22.0

Achalasia of cardia

Achalasia NOS

Cardiospasm

Excludes: congenital cardiospasm (Q39.5)

INTERNATIONAL CLASSIFICATION OF DISEASES

- K22.1** **Ulcer of oesophagus**
Erosion of oesophagus
Ulcer of oesophagus:
- NOS
 - due to ingestion of:
 - chemicals
 - drugs and medicaments
 - fungal
 - peptic
- Ulcerative oesophagitis

Use additional external cause code (Chapter XX), if desired, to identify cause.

- K22.2** **Oesophageal obstruction**
- | | |
|--------------|-----------------|
| Compression | } of oesophagus |
| Constriction | |
| Stenosis | |
| Stricture | |

Excludes: congenital stenosis or stricture of oesophagus (Q39.3)

- K22.3** **Perforation of oesophagus**
Rupture of oesophagus

Excludes: traumatic perforation of (thoracic) oesophagus (S27.8)

- K22.4** **Dyskinesia of oesophagus**
Corkscrew oesophagus
Diffuse oesophageal spasm
Spasm of oesophagus

Excludes: cardiospasm (K22.0)

- K22.5** **Diverticulum of oesophagus, acquired**
Oesophageal pouch, acquired

Excludes: diverticulum of oesophagus (congenital) (Q39.6)

- K22.6** **Gastro-oesophageal laceration-haemorrhage syndrome**
Mallory-Weiss syndrome

- K22.7** **Barrett's esophagus**
Barrett's:
• disease
• syndrome

Excludes: Barrett's ulcer (K22.1)
- K22.8** **Other specified diseases of oesophagus**
Haemorrhage of oesophagus NOS
- K22.9** **Disease of oesophagus, unspecified**
- K23*** **Disorders of oesophagus in diseases classified elsewhere**
- K23.0*** **Tuberculous oesophagitis (A18.8†)**
- K23.1*** **Megaesophagus in Chagas' disease (B57.3†)**
- K23.8*** **Disorders of oesophagus in other diseases classified elsewhere**

The following fourth-character subdivisions are for use with categories K25-K28:

- .0 Acute with haemorrhage
- .1 Acute with perforation
- .2 Acute with both haemorrhage and perforation
- .3 Acute without haemorrhage or perforation
- .4 Chronic or unspecified with haemorrhage
- .5 Chronic or unspecified with perforation
- .6 Chronic or unspecified with both haemorrhage and perforation
- .7 Chronic without haemorrhage or perforation
- .9 Unspecified as acute or chronic, without haemorrhage or perforation

K25

Gastric ulcer

[See page XI-21 for subdivisions]

Includes: erosion (acute) of stomach
ulcer (peptic):

- pylorus
- stomach

Use additional external cause code (Chapter XX), if desired, to identify drug, if drug-induced.

Excludes: acute haemorrhagic erosive gastritis (K29.0)
peptic ulcer NOS (K27.-)

K26

Duodenal ulcer

[See page XI-21 for subdivisions]

Includes: erosion (acute) of duodenum
ulcer (peptic):

- duodenal
- postpyloric

Use additional external cause code (Chapter XX), if desired, to identify drug, if drug-induced.

Excludes: peptic ulcer NOS (K27.-)

K27

Peptic ulcer, site unspecified

[See page XI-21 for subdivisions]

Includes: gastroduodenal ulcer NOS
peptic ulcer NOS

Excludes: peptic ulcer of newborn (P78.8)

K28

Gastrojejunal ulcer

[See page XI-21 for subdivisions]

Includes: ulcer (peptic) or erosion:

- anastomotic
- gastrocolic
- gastrointestinal
- gastrojejunal
- jejunal
- marginal
- stomal

Excludes: primary ulcer of small intestine (K63.3)

K29

Gastritis and duodenitis

Excludes: eosinophilic gastritis or gastroenteritis (K52.8)
Zollinger-Ellison syndrome (E16.4)

K29.0

Acute haemorrhagic gastritis

Acute (erosive) gastritis with haemorrhage

Excludes: erosion (acute) of stomach (K25.-)

K29.1

Other acute gastritis

K29.2

Alcoholic gastritis

K29.3

Chronic superficial gastritis

K29.4

Chronic atrophic gastritis

Gastric atrophy

K29.5

Chronic gastritis, unspecified

Chronic gastritis:

- antral
- fundal

INTERNATIONAL CLASSIFICATION OF DISEASES

K29.6 **Other gastritis**
Giant hypertrophic gastritis
Granulomatous gastritis
Ménétrier's disease

K29.7 **Gastritis, unspecified**

K29.8 **Duodenitis**

K29.9 **Gastroduodenitis, unspecified**

K30 **Dyspepsia**
Indigestion

Excludes: dyspepsia:
• nervous (F45.3)
• neurotic (F45.3)
• psychogenic (F45.3)
heartburn (R12)

K31 **Other diseases of stomach and duodenum**
Includes: **5TH DIGIT TO IDENTIFY STOMACH DISEASE AND/OR
LESION NOS**

Includes: functional disorders of stomach

Excludes: diverticulum of duodenum (K57.0-K57.1)
gastrointestinal haemorrhage (K92.0-K92.2)

K31.0 **Acute dilatation of stomach**
Acute distension of stomach

K31.1 **Adult hypertrophic pyloric stenosis**
Pyloric stenosis NOS

Excludes: congenital or infantile pyloric stenosis (Q40.0)

K31.2 **Hourglass stricture and stenosis of stomach**
Excludes: congenital hourglass stomach (Q40.2)
hourglass contraction of stomach (K31.8)

K31.3 Pylorospasm, not elsewhere classified

Excludes: pylorospasm:

- congenital or infantile (Q40.0)
- neurotic (F45.3)
- psychogenic (F45.3)

K31.4 Gastric diverticulum

Excludes: congenital diverticulum of stomach (Q40.2)

K31.5 Obstruction of duodenum

Constriction
Stenosis
Stricture
Duodenal ileus (chronic)

} of duodenum

Excludes: congenital stenosis of duodenum (Q41.0)

K31.6 Fistula of stomach and duodenum

Gastrocolic fistula
Gastrojejunocolic fistula

K31.7 Polyp of stomach and duodenum

Excludes: adenomatous polyp of stomach (D13.1)

K31.8 Other specified diseases of stomach and duodenum

Achlorhydria
Gastroptosis
Hourglass contraction of stomach

K31.9 Disease of stomach and duodenum, unspecified

K31.90 Disease, stomach NOS
Lesion, stomach NOS

**Diseases of appendix
(K35-K38)**

- K35** **Acute appendicitis**
- K35.2** **Acute appendicitis with generalized peritonitis**
Appendicitis (acute) with generalized (diffuse) peritonitis following rupture or perforation
- K35.3** **Acute appendicitis with localized peritonitis**
Acute appendicitis with localized peritonitis with or without rupture or perforation
Acute appendicitis with peritoneal abscess
- K35.8** **Acute appendicitis, other and unspecified**
Acute appendicitis without mention of localized or generalized peritonitis
- K36** **Other appendicitis**
Appendicitis:
- chronic
 - recurrent
- K37** **Unspecified appendicitis**
- K38** **Other diseases of appendix**
- K38.0** **Hyperplasia of appendix**
- K38.1** **Appendicular concretions**
Faecalith } of appendix
Stercolith }
- K38.2** **Diverticulum of appendix**
- K38.3** **Fistula of appendix**

K38.8 **Other specified diseases of appendix**
Intussusception of appendix

K38.9 **Disease of appendix, unspecified**

Hernia
(K40-K46)

Note: Hernia with both gangrene and obstruction is classified to hernia with gangrene.

Includes: hernia:

- acquired
- congenital [except diaphragmatic or hiatus]
- recurrent

K40

Inguinal hernia

Includes: bubonocele
inguinal hernia:

- NOS
- direct
- double
- indirect
- oblique

scrotal hernia

K40.0 **Bilateral inguinal hernia, with obstruction, without gangrene**

K40.1 **Bilateral inguinal hernia, with gangrene**

K40.2 **Bilateral inguinal hernia, without obstruction or gangrene**
Bilateral inguinal hernia NOS

K40.3 **Unilateral or unspecified inguinal hernia, with obstruction, without gangrene**

Inguinal hernia (unilateral):

- causing obstruction
- incarcerated
- irreducible
- strangulated

} without gangrene

INTERNATIONAL CLASSIFICATION OF DISEASES

K40.4 **Unilateral or unspecified inguinal hernia, with gangrene**
Inguinal hernia NOS with gangrene

K40.9 **Unilateral or unspecified inguinal hernia, without obstruction or gangrene**
Inguinal hernia (unilateral) NOS

K41 **Femoral hernia**

K41.0 **Bilateral femoral hernia, with obstruction, without gangrene**

K41.1 **Bilateral femoral hernia, with gangrene**

K41.2 **Bilateral femoral hernia, without obstruction or gangrene**
Bilateral femoral hernia NOS

K41.3 **Unilateral or unspecified femoral hernia, with obstruction, without gangrene**
Femoral hernia (unilateral):

- causing obstruction
- incarcerated
- irreducible
- strangulated

} without gangrene

K41.4 **Unilateral or unspecified femoral hernia, with gangrene**

K41.9 **Unilateral or unspecified femoral hernia, without obstruction or gangrene**
Femoral hernia (unilateral) NOS

K42 **Umbilical hernia**

Includes: paraumbilical hernia

Excludes: omphalocele (Q79.2)

K42.0 **Umbilical hernia with obstruction, without gangrene**
Umbilical hernia:

- causing obstruction
- incarcerated
- irreducible
- strangulated

} without gangrene

K42.1 **Umbilical hernia with gangrene**
Gangrenous umbilical hernia

K42.9 **Umbilical hernia without obstruction or gangrene**
Umbilical hernia NOS

K43 **Ventral hernia**

Includes: hernia:
 • epigastric
 • incisional

K43.0 **Ventral hernia with obstruction, without gangrene**
Ventral hernia:
 • causing obstruction
 • incarcerated
 • irreducible
 • strangulated } without gangrene

K43.1 **Ventral hernia with gangrene**
Gangrenous ventral hernia

K43.9 **Ventral hernia without obstruction or gangrene**
Ventral hernia NOS

K44 **Diaphragmatic hernia**

Includes: hiatus hernia (oesophageal)(sliding)
 paraoesophageal hernia

Excludes: congenital hernia:
 • diaphragmatic (Q79.0)
 • hiatus (Q40.1)

K44.0 **Diaphragmatic hernia with obstruction, without gangrene**
Diaphragmatic hernia:
 • causing obstruction
 • incarcerated
 • irreducible
 • strangulated } without gangrene

K44.1 **Diaphragmatic hernia with gangrene**
Gangrenous diaphragmatic hernia

K44.9 **Diaphragmatic hernia without obstruction or gangrene**
Diaphragmatic hernia NOS

K45 **Other abdominal hernia**
Includes: hernia:

- abdominal, specified site NEC
- lumbar
- obturator
- pudental
- retroperitoneal
- sciatic

K45.0 **Other specified abdominal hernia with obstruction, without gangrene**
Any condition listed under K45:

- causing obstruction
- incarcerated
- irreducible
- strangulated

 } without gangrene

K45.1 **Other specified abdominal hernia with gangrene**
Any condition listed under K45 specified as gangrenous

K45.8 **Other specified abdominal hernia without obstruction or gangrene**

K46 **Unspecified abdominal hernia**
Includes: enterocele
 epiplocele
 hernia:

- NOS
- interstitial
- intestinal
- intra-abdominal

Excludes: vaginal enterocele (N81.5)

K46.0 Unspecified abdominal hernia with obstruction, without gangrene

Any condition listed under K46:

- | | | |
|--|---|------------------|
| <ul style="list-style-type: none"> • causing obstruction • incarcerated • irreducible • strangulated | } | without gangrene |
|--|---|------------------|

K46.1 Unspecified abdominal hernia with gangrene

Any condition listed under K46 specified as gangrenous

K46.9 Unspecified abdominal hernia without obstruction or gangrene

Abdominal hernia NOS

**Noninfective enteritis and colitis
(K50-K52)**

Includes: noninfective inflammatory bowel disease

Excludes: irritable bowel syndrome (K58.-)
megacolon (K59.3)

K50

Crohn's disease [regional enteritis]

Includes: granulomatous enteritis

Excludes: ulcerative colitis (K51.-)

K50.0 Crohn's disease of small intestine

Crohn's disease [regional enteritis] of:

- duodenum
- ileum
- jejunum

Ileitis:

- regional
- terminal

Excludes: with Crohn's disease of large intestine (K50.8)

INTERNATIONAL CLASSIFICATION OF DISEASES

K50.1 Crohn's disease of large intestine

Colitis:

- granulomatous
- regional

Crohn's disease [regional enteritis] of:

- colon
- large bowel
- rectum

Excludes: with Crohn's disease of small intestine (K50.8)

K50.8 Other Crohn's disease

Crohn's disease of both small and large intestine

K50.9 Crohn's disease, unspecified

Crohn's disease NOS

Regional enteritis NOS

K51

Ulcerative colitis

K51.0 Ulcerative (chronic) pancolitis

Includes: backwash ileitis

K51.2 Ulcerative (chronic) proctitis

K51.3 Ulcerative (chronic) rectosigmoiditis

K51.4 Inflammatory polyps

K51.5 Left sided colitis

Includes: left hemicolitis

K51.8 Other ulcerative colitis

K51.9 Ulcerative colitis, unspecified

K52

Other noninfective gastroenteritis and colitis

K52.0 Gastroenteritis and colitis due to radiation

K52.1 Toxic gastroenteritis and colitis
Use additional external cause code (Chapter XX), if desired, to identify toxic agent.

K52.2 Allergic and dietetic gastroenteritis and colitis
Food hypersensitivity gastroenteritis or colitis

K52.3 Indeterminate colitis

K52.8 Other specified noninfective gastroenteritis and colitis
Eosinophilic gastritis or gastroenteritis

K52.9 Noninfective gastroenteritis and colitis, unspecified
Diarrhoea
Enteritis
Ileitis
Jejunitis
Sigmoiditis

} specified as noninfectious

Excludes: colitis, diarrhoea, enteritis, gastroenteritis:

- infectious (A09.0)
- unspecified origin (A09.9)

functional diarrhoea (K59.1)
neonatal diarrhoea (noninfective) (P78.3)
psychogenic diarrhoea (F45.3)

**Other diseases of intestines
(K55-K63)**

K55 Vascular disorders of intestine
Includes: 5TH DIGIT TO IDENTIFY TERMS QUALIFIED AS EMBOLIC

Excludes: necrotizing enterocolitis of fetus or newborn (P77)

INTERNATIONAL CLASSIFICATION OF DISEASES

K55.0 Acute vascular disorders of intestine

Acute:

- fulminant ischaemic colitis
- intestinal infarction
- small intestine ischaemia

Mesenteric (artery) (vein):

- embolism
- infarction
- thrombosis

Subacute ischaemic colitis

K55.00 Acute embolic vascular disorders of intestine

Includes: Any term indexed to K55.0 when qualified as embolic

K55.1 Chronic vascular disorders of intestine

Chronic ischaemic:

- colitis
- enteritis
- enterocolitis

Ischaemic stricture of intestine

Mesenteric:

- atherosclerosis
- vascular insufficiency

K55.2 Angiodysplasia of colon

K55.8 Other vascular disorders of intestine

K55.9 Vascular disorder of intestine, unspecified

Ischaemic:

- colitis
 - enteritis
 - enterocolitis
- } NOS

K56

Paralytic ileus and intestinal obstruction without hernia

Excludes: congenital stricture or stenosis of intestine (Q41-Q42)
ischaemic stricture of intestine (K55.1)
meconium ileus (E84.1)
obstruction of duodenum (K31.5)
postoperative intestinal obstruction (K91.3)
stenosis of anus or rectum (K62.4)
with hernia (K40-K46)

K56.0

Paralytic ileus

Paralysis of:

- bowel
- colon
- intestine

Excludes: gallstone ileus (K56.3)
ileus NOS (K56.7)
obstructive ileus NOS (K56.6)

K56.1

Intussusception

Intussusception or invagination of:

- bowel
- colon
- intestine
- rectum

Excludes: intussusception of appendix (K38.8)

K56.2

Volvulus

Strangulation

Torsion

Twist

} of colon or intestine

K56.3

Gallstone ileus

Obstruction of intestine by gallstone

K56.4 Other impaction of intestine

Enterolith

Impaction (of):

- colon
- faecal

K56.5 Intestinal adhesions [bands] with obstruction

Peritoneal adhesions [bands] with intestinal obstruction

K56.6 Other and unspecified intestinal obstruction

Enterostenosis

Obstructive ileus NOS

Occlusion

Stenosis

Stricture

} of colon or intestine

Excludes: other and unspecified neonatal intestinal obstructions classifiable to P76.8, P76.9

K56.7 Ileus, unspecified

K57

Diverticular disease of intestine

Includes: diverticulitis }
diverticulosis } of (small)(large) intestine
diverticulum }

Excludes: congenital diverticulum of intestine (Q43.8)
diverticulum of appendix (K38.2)
Meckel's diverticulum (Q43.0)

K57.0 Diverticular disease of small intestine with perforation and abscess

Diverticular disease of small intestine with peritonitis

Excludes: diverticular disease of both small and large intestine with perforation and abscess (K57.4)

K57.1 Diverticular disease of small intestine without perforation or abscess

Diverticular disease of small intestine NOS

Excludes: diverticular disease of both small and large intestine without perforation or abscess (K57.5)

- K57.2** **Diverticular disease of large intestine with perforation and abscess**
Diverticular disease of colon with peritonitis
- Excludes:* diverticular disease of both small and large intestine with perforation and abscess (K57.4)
- K57.3** **Diverticular disease of large intestine without perforation or abscess**
Diverticular disease of colon NOS
- Excludes:* diverticular disease of both small and large intestine without perforation or abscess (K57.5)
- K57.4** **Diverticular disease of both small and large intestine with perforation and abscess**
Diverticular disease of both small and large intestine with peritonitis
- K57.5** **Diverticular disease of both small and large intestine without perforation or abscess**
Diverticular disease of both small and large intestine NOS
- K57.8** **Diverticular disease of intestine, part unspecified, with perforation and abscess**
Diverticular disease of intestine NOS with peritonitis
- K57.9** **Diverticular disease of intestine, part unspecified, without perforation or abscess**
Diverticular disease of intestine NOS
- K58** **Irritable bowel syndrome**
Includes: irritable colon
- K58.0** **Irritable bowel syndrome with diarrhoea**
- K58.9** **Irritable bowel syndrome without diarrhoea**
Irritable bowel syndrome NOS
- K59** **Other functional intestinal disorders**
Excludes : change in bowel habit NOS (R19.4)
 functional disorders of stomach (K31.-)
 intestinal malabsorption (K90.-)
 psychogenic intestinal disorders (F45.3)

INTERNATIONAL CLASSIFICATION OF DISEASES

K59.0 **Constipation**

K59.1 **Functional diarrhoea**

K59.2 **Neurogenic bowel, not elsewhere classified**

K59.3 **Megacolon, not elsewhere classified**

Dilatation of colon

Toxic megacolon

Use additional external cause code (Chapter XX), if desired, to identify toxic agent.

Excludes: megacolon (in):

- Chagas' disease (B57.3)
- congenital (aganglionic) (Q43.1)
- Hirschsprung's disease (Q43.1)

K59.4 **Anal spasm**

Proctalgia fugax

K59.8 **Other specified functional intestinal disorders**

Atony of colon

K59.9 **Functional intestinal disorder, unspecified**

K60

Fissure and fistula of anal and rectal regions

Excludes: with abscess or cellulitis (K61.-)

K60.0 **Acute anal fissure**

K60.1 **Chronic anal fissure**

K60.2 **Anal fissure, unspecified**

K60.3 **Anal fistula**

K60.4 **Rectal fistula**
Fistula of rectum to skin

Excludes: fistula:
 • rectovaginal (N82.3)
 • vesicorectal (N32.1)

K60.5 **Anorectal fistula**

K61 **Abscess of anal and rectal regions**
Includes: abscess } of anal and rectal regions
 cellulitis } with or without fistula

K61.0 **Anal abscess**
Perianal abscess

Excludes: intrasphincteric abscess (K61.4)

K61.1 **Rectal abscess**
Perirectal abscess

Excludes: ischiorectal abscess (K61.3)

K61.2 **Anorectal abscess**

K61.3 **Ischiorectal abscess**
Abscess of ischiorectal fossa

K61.4 **Intrasphincteric abscess**

K62 **Other diseases of anus and rectum**

Includes: anal canal

Excludes: colostomy and enterostomy malfunction (K91.4)
 faecal incontinence (R15)
 haemorrhoids (I84.-)
 ulcerative proctitis (K51.2)

K62.0 **Anal polyp**

INTERNATIONAL CLASSIFICATION OF DISEASES

- K62.1** **Rectal polyp**
Excludes: adenomatous polyp (D12.8)
- K62.2** **Anal prolapse**
Prolapse of anal canal
- K62.3** **Rectal prolapse**
Prolapse of rectal mucosa
- K62.4** **Stenosis of anus and rectum**
Stricture of anus (sphincter)
- K62.5** **Haemorrhage of anus and rectum**
Excludes: neonatal rectal haemorrhage (P54.2)
- K62.6** **Ulcer of anus and rectum**
Ulcer:
• solitary
• stercoral
- Excludes:* fissure and fistula of anus and rectum (K60.-)
in ulcerative colitis (K51.-)
- K62.7** **Radiation proctitis**
- K62.8** **Other specified diseases of anus and rectum**
Proctitis NOS
- K62.9** **Disease of anus and rectum, unspecified**
- K63** **Other diseases of intestine**
Includes: **5th DIGIT TO IDENTIFY PERFORATION, RUPTURE, AND/OR PENETRATION OF INTESTINE, UNSPECIFIED PART**
- K63.0** **Abscess of intestine**
Excludes: abscess of:
• anal and rectal regions (K61.-)
• appendix (K35.1)
with diverticular disease (K57.-)

K63.1 Perforation of intestine (nontraumatic)

Excludes: perforation (nontraumatic) of:

- appendix (K35.0)
- duodenum (K26.-)

with diverticular disease (K57.-)

K63.10 Intestinal perforation, rupture and/or penetration, unspecified part

K63.2 Fistula of intestine

Excludes: fistula (of):

- anal and rectal regions (K60.-)
- appendix (K38.3)
- duodenum (K31.6)
- intestinal-genital, female (N82.2-N82.4)
- vesicointestinal (N32.1)

K63.3 Ulcer of intestine

Primary ulcer of small intestine

Excludes: ulcer (of):

- anus or rectum (K62.6)
- duodenal (K26.-)
- gastrointestinal (K28.-)
- gastrojejunal (K28.-)
- jejunal (K28.-)
- peptic, site unspecified (K27.-)

ulcerative colitis (K51.-)

K63.4 Enteroptosis

K63.5 Polyp of colon

Excludes: adenomatous polyp of colon (D12.6)
polyposis of colon (D12.6)

K63.8 Other specified diseases of intestine

K63.9 Disease of intestine, unspecified

**Diseases of peritoneum
(K65-K67)**

K65

Peritonitis

Excludes:

peritonitis:

- aseptic (T81.6)
- benign paroxysmal (E85.0)
- chemical (T81.6)
- due to talc or other foreign substance (T81.6)
- neonatal (P78.0-P78.1)
- pelvic, female (N73.3-N73.5)
- periodic familial (E85.0)
- puerperal (O85)
- with or following:
 - abortion or ectopic or molar pregnancy (O00-O07, O08.0)
 - appendicitis (K35.-)
 - diverticular disease of intestine (K57.-)

K65.0

Acute peritonitis

Abscess (of):

- abdominopelvic
- mesenteric
- omentum
- peritoneum
- retrocaecal
- retroperitoneal
- subdiaphragmatic
- subhepatic
- subphrenic

Peritonitis (acute):

- generalized
- pelvic, male
- subphrenic
- suppurative

Use additional code (B95-B97), if desired, to identify infectious agent.

K65.8 **Other peritonitis**
Chronic proliferative peritonitis
Mesenteric:
• fat necrosis
• saponification
Peritonitis due to:
• bile
• urine

K65.9 **Peritonitis, unspecified**

K66 **Other disorders of peritoneum**
Excludes: ascites (R18)

K66.0 **Peritoneal adhesions**
Adhesions (of):
• abdominal (wall)
• diaphragm
• intestine
• male pelvis
• mesenteric
• omentum
• stomach
Adhesive bands

Excludes: adhesions [bands] (of):
• female pelvis (N73.6)
• with intestinal obstruction (K56.5)

K66.1 **Haemoperitoneum**
Excludes: traumatic haemoperitoneum (S36.8)

K66.8 **Other specified disorders of peritoneum**

K66.9 **Disorder of peritoneum, unspecified**

K67* **Disorders of peritoneum in infectious diseases classified elsewhere**

K67.0* **Chlamydial peritonitis (A74.8†)**

INTERNATIONAL CLASSIFICATION OF DISEASES

- K67.1*** **Gonococcal peritonitis (A54.8†)**
- K67.2*** **Syphilitic peritonitis (A52.7†)**
- K67.3*** **Tuberculous peritonitis (A18.3†)**
- K67.8*** **Other disorders of peritoneum in infectious diseases classified elsewhere**

Diseases of liver (K70-K77)

Excludes: haemochromatosis (E83.1)
 jaundice NOS (R17)
 Reye's syndrome (G93.7)
 viral hepatitis (B15-B19)
 Wilson's disease (E83.0)

- K70** **Alcoholic liver disease**
- K70.0** **Alcoholic fatty liver**
- K70.1** **Alcoholic hepatitis**
- K70.2** **Alcoholic fibrosis and sclerosis of liver**
- K70.3** **Alcoholic cirrhosis of liver**
 Alcoholic cirrhosis NOS
 Laennec's cirrhosis
- K70.4** **Alcoholic hepatic failure**
 Alcoholic hepatic failure:
 • NOS
 • acute
 • chronic
 • subacute
 • with or without hepatic coma
- K70.9** **Alcoholic liver disease, unspecified**

K71

Toxic liver disease

Includes: drug-induced:

- idiosyncratic (unpredictable) liver disease
- toxic (predictable) liver disease

Use additional external cause code (Chapter XX), if desired, to identify toxic agent.

Excludes: alcoholic liver disease (K70.-)
Budd-Chiari syndrome (I82.0)

K71.0

Toxic liver disease with cholestasis

Cholestasis with hepatocyte injury
"Pure" cholestasis

K71.1

Toxic liver disease with hepatic necrosis

Hepatic failure (acute)(chronic) due to drugs

K71.2

Toxic liver disease with acute hepatitis

K71.3

Toxic liver disease with chronic persistent hepatitis

K71.4

Toxic liver disease with chronic lobular hepatitis

K71.5

Toxic liver disease with chronic active hepatitis

Toxic liver disease with lupoid hepatitis

K71.6

Toxic liver disease with hepatitis, not elsewhere classified

K71.7

Toxic liver disease with fibrosis and cirrhosis of liver

K71.8

Toxic liver disease with other disorders of liver

Toxic liver disease with:

- focal nodular hyperplasia
- hepatic granulomas
- peliosis hepatis
- veno-occlusive disease of liver

K71.9

Toxic liver disease, unspecified

K72

Hepatic failure, not elsewhere classified

Includes: 5TH DIGIT TO IDENTIFY HEPATIC FAILURE

Includes: hepatic:
• coma NOS
• encephalopathy NOS
hepatitis:
• acute
• fulminant
• malignant } NEC, with hepatic failure
liver (cell) necrosis with hepatic failure
yellow liver atrophy or dystrophy

Excludes: alcoholic hepatic failure (K70.4)
hepatic failure complicating:
• abortion or ectopic or molar pregnancy (O00-O07, O08.8)
• pregnancy, childbirth and the puerperium (O26.6)
icterus of fetus and newborn (P55-P59)
viral hepatitis (B15-B19)
with toxic liver disease (K71.1)

K72.0 Acute and subacute hepatic failure

K72.00 Acute hepatic failure

K72.1 Chronic hepatic failure

K72.10 Chronic hepatic failure

K72.9 Hepatic failure, unspecified

K72.90 Hepatic failure

K73

Chronic hepatitis, not elsewhere classified

- Excludes:* hepatitis (chronic):
- alcoholic (K70.1)
 - drug-induced (K71.-)
 - granulomatous NEC (K75.3)
 - reactive, nonspecific (K75.2)
 - viral (B15-B19)

K73.0 **Chronic persistent hepatitis, not elsewhere classified**

K73.1 **Chronic lobular hepatitis, not elsewhere classified**

K73.2 **Chronic active hepatitis, not elsewhere classified**
Lupoid hepatitis NEC

K73.8 **Other chronic hepatitis, not elsewhere classified**

K73.9 **Chronic hepatitis, unspecified**

K74

Fibrosis and cirrhosis of liver

- Excludes:* alcoholic fibrosis of liver (K70.2)
cardiac sclerosis of liver (K76.1)
cirrhosis (of liver):
- alcoholic (K70.3)
 - congenital (P78.8)
- Laennec's cirrhosis (K70.3)
with toxic liver disease (K71.7)

K74.0 **Hepatic fibrosis**

K74.1 **Hepatic sclerosis**

K74.2 **Hepatic fibrosis with hepatic sclerosis**

K74.3 **Primary biliary cirrhosis**
Chronic nonsuppurative destructive cholangitis

K74.4 **Secondary biliary cirrhosis**

K74.5 **Biliary cirrhosis, unspecified**

K74.6 Other and unspecified cirrhosis of liver

Cirrhosis (of liver):

- NOS
- cryptogenic
- macronodular
- micronodular
- mixed type
- portal
- postnecrotic

K75

Other inflammatory liver diseases

Excludes: chronic hepatitis NEC (K73.-)
hepatitis:

- acute or subacute (K72.0)
- viral (B15-B19)

toxic liver disease (K71.-)

K75.0 Abscess of liver

Hepatic abscess:

- NOS
- cholangitic
- haematogenic
- lymphogenic
- pylephlebitic

Excludes: amoebic liver abscess (A06.4)
cholangitis without liver abscess (K83.0)
pylephlebitis without liver abscess (K75.1)

K75.1 Phlebitis of portal vein

Pylephlebitis

Excludes: pylephlebitic liver abscess (K75.0)

K75.2 Nonspecific reactive hepatitis

K75.3 Granulomatous hepatitis, not elsewhere classified

K75.4 Autoimmune hepatitis

K75.8 **Other specified inflammatory liver diseases**

K75.9 **Inflammatory liver disease, unspecified**
Hepatitis NOS

K76 **Other diseases of liver**

Excludes: alcoholic liver disease (K70.-)
 amyloid degeneration of liver (E85.-)
 cystic disease of liver (congenital) (Q44.6)
 hepatic vein thrombosis (I82.0)
 hepatomegaly NOS (R16.0)
 portal vein thrombosis (I81)
 toxic liver disease (K71.-)

K76.0 **Fatty (change of) liver, not elsewhere classified**

K76.1 **Chronic passive congestion of liver**

Cardiac:

- cirrhosis (so called) }
- sclerosis } of liver

K76.2 **Central haemorrhagic necrosis of liver**

Excludes: liver necrosis with hepatic failure (K72.-)

K76.3 **Infarction of liver**

K76.4 **Peliosis hepatis**

Hepatic angiomatosis

K76.5 **Hepatic veno-occlusive disease**

Excludes: Budd-Chiari syndrome (I82.0)

K76.6 **Portal hypertension**

K76.7 **Hepatorenal syndrome**

Excludes: following labour and delivery (O90.4)

INTERNATIONAL CLASSIFICATION OF DISEASES

K76.8 **Other specified diseases of liver**
Focal nodular hyperplasia of liver
Hepatoptosis

K76.9 **Liver disease, unspecified**

K77* **Liver disorders in diseases classified elsewhere**

K77.0* **Liver disorders in infectious and parasitic diseases classified elsewhere**
Hepatitis:
• cytomegaloviral (B25.1†)
• herpesviral [herpes simplex] (B00.8†)
• toxoplasma (B58.1†)
Hepatosplenic schistosomiasis (B65.-†)
Portal hypertension in schistosomiasis (B65.-†)
Syphilitic liver disease (A52.7†)

K77.8* **Liver disorders in other diseases classified elsewhere**
Hepatic granulomas in:
• berylliosis (J63.2†)
• sarcoidosis (D86.8†)

Disorders of gallbladder, biliary tract and pancreas (K80-K87)

K80 **Cholelithiasis**

K80.0 **Calculus of gallbladder with acute cholecystitis**
Any condition listed in K80.2 with acute cholecystitis

K80.1 **Calculus of gallbladder with other cholecystitis**
Any condition listed in K80.2 with cholecystitis (chronic)
Cholecystitis with cholelithiasis NOS

K80.2 **Calculus of gallbladder without cholecystitis**
Cholecystolithiasis
Cholelithiasis
Colic (recurrent) of
gallbladder
Gallstone (impacted) of:
• cystic duct
• gallbladder

} unspecified or without
cholecystitis

K80.3 **Calculus of bile duct with cholangitis**
Any condition listed in K80.5 with cholangitis

K80.4 **Calculus of bile duct with cholecystitis**
Any condition listed in K80.5 with cholecystitis (with cholangitis)

K80.5 **Calculus of bile duct without cholangitis or cholecystitis**
Choledocholithiasis
Gallstone (impacted) of:
• bile duct NOS
• common duct
• hepatic duct
Hepatic:
• cholelithiasis
• colic (recurrent)

} unspecified or without
cholangitis or cholecystitis

K80.8 **Other cholelithiasis**

K81 **Cholecystitis**
Excludes: with cholelithiasis (K80.-)

K81.0 **Acute cholecystitis**
Abscess of gallbladder
Angiocholecystitis
Cholecystitis:
• emphysematous (acute)
• gangrenous
• suppurative
Empyema of gallbladder
Gangrene of gallbladder

} without calculus

INTERNATIONAL CLASSIFICATION OF DISEASES

K81.1 **Chronic cholecystitis**

K81.8 **Other cholecystitis**

K81.9 **Cholecystitis, unspecified**

K82 **Other diseases of gallbladder**

Excludes: nonvisualization of gallbladder (R93.2)
 postcholecystectomy syndrome (K91.5)

K82.0 **Obstruction of gallbladder**

Occlusion
Stenosis } of cystic duct or gallbladder
Stricture } without calculus

Excludes: with cholelithiasis (K80.-)

K82.1 **Hydrops of gallbladder**

Mucocele of gallbladder

K82.2 **Perforation of gallbladder**

Rupture of cystic duct or gallbladder

K82.3 **Fistula of gallbladder**

Cholecystocolic } fistula
Cholecystoduodenal }

K82.4 **Cholesterolosis of gallbladder**

Strawberry gallbladder

K82.8 **Other specified diseases of gallbladder**

Adhesions
Atrophy
Cyst
Dyskinesia
Hypertrophy
Nonfunctioning
Ulcer } of cystic duct or gallbladder

K82.9 **Disease of gallbladder, unspecified**

K83

Other diseases of biliary tract

Excludes: the listed conditions involving the:

- cystic duct (K81-K82)
- gallbladder (K81-K82)

postcholecystectomy syndrome (K91.5)

K83.0

Cholangitis

Cholangitis:

- NOS
- ascending
- primary
- recurrent
- sclerosing
- secondary
- stenosing
- suppurative

Excludes: cholangitic liver abscess (K75.0)
 cholangitis with choledocholithiasis (K80.3-K80.4)
 chronic nonsuppurative destructive cholangitis (K74.3)

K83.1

Obstruction of bile duct

Occlusion	}	of bile duct without calculus
Stenosis		
Stricture		

Excludes: with cholelithiasis (K80.-)

K83.2

Perforation of bile duct

Rupture of bile duct

K83.3

Fistula of bile duct

Choledochoduodenal fistula

K83.4

Spasm of sphincter of Oddi

K83.5

Biliary cyst

K83.8 Other specified diseases of biliary tract

Adhesions
Atrophy
Hypertrophy
Ulcer

} of bile duct

K83.9 Disease of biliary tract, unspecified

K85

Acute pancreatitis

Abscess of pancreas
Necrosis of pancreas:

- acute
- infective

Pancreatitis:

- NOS
- acute (recurrent)
- haemorrhagic
- subacute
- suppurative

K85.0 Idiopathic acute pancreatitis

K85.1 Biliary acute pancreatitis

Gallstone pancreatitis

K85.2 Alcohol-induced acute pancreatitis

K85.3 Drug-induced acute pancreatitis

Use additional external cause code (Chapter XX), if desired, to identify drug.

K85.8 Other acute pancreatitis

K85.9 Acute pancreatitis, unspecified

K86

Other diseases of pancreas

Excludes: fibrocystic disease of pancreas (E84.-)
islet cell tumour (of pancreas) (D13.7)
pancreatic steatorrhoea (K90.3)

K86.0 Alcohol-induced chronic pancreatitis

K86.1 Other chronic pancreatitis

Chronic pancreatitis:

- NOS
- infectious
- recurrent
- relapsing

K86.2 Cyst of pancreas

K86.3 Pseudocyst of pancreas

K86.8 Other specified diseases of pancreas

Atrophy Calculus Cirrhosis Fibrosis	}	of pancreas
--	---	-------------

Pancreatic:

- infantilism
- necrosis:
 - NOS
 - aseptic
 - fat

K86.9 Disease of pancreas, unspecified

K87* **Disorders of gallbladder, biliary tract and pancreas in diseases classified elsewhere**

K87.0* **Disorders of gallbladder and biliary tract in diseases classified elsewhere**

K87.1* **Disorders of pancreas in diseases classified elsewhere**

Cytomegaloviral pancreatitis (B25.2†)

Mumps pancreatitis (B26.3†)

**Other diseases of the digestive system
(K90-K93)**

K90 Intestinal malabsorption

Excludes: following gastrointestinal surgery (K91.2)

INTERNATIONAL CLASSIFICATION OF DISEASES

- K90.0** **Coeliac disease**
Gluten-sensitive enteropathy
Idiopathic steatorrhoea
Nontropical sprue
- K90.1** **Tropical sprue**
Sprue NOS
Tropical steatorrhoea
- K90.2** **Blind loop syndrome, not elsewhere classified**
Blind loop syndrome NOS
- Excludes:* blind loop syndrome:
- congenital (Q43.8)
 - postsurgical (K91.2)
- K90.3** **Pancreatic steatorrhoea**
- K90.4** **Malabsorption due to intolerance, not elsewhere classified**
Malabsorption due to intolerance to:
- carbohydrate
 - fat
 - protein
 - starch
- Excludes:* gluten-sensitive enteropathy (K90.0)
 lactose intolerance (E73.-)
- K90.8** **Other intestinal malabsorption**
Whipple's disease† (M14.8*)
- K90.9** **Intestinal malabsorption, unspecified**
- K91** **Postprocedural disorders of digestive system, not elsewhere classified**
Excludes: gastrojejunal ulcer (K28.-)
 radiation:
- colitis (K52.0)
 - gastroenteritis (K52.0)
 - proctitis (K62.7)

- K91.0 Vomiting following gastrointestinal surgery**
- K91.1 Postgastric surgery syndromes**
Syndrome:
- dumping
 - postgastrectomy
 - postvagotomy
- K91.2 Postsurgical malabsorption, not elsewhere classified**
Postsurgical blind loop syndrome
- Excludes:* malabsorption:
- osteomalacia in adults (M83.2)
 - osteoporosis, postsurgical (M81.3)
- K91.3 Postoperative intestinal obstruction**
- K91.4 Colostomy and enterostomy malfunction**
- K91.5 Postcholecystectomy syndrome**
- K91.8 Other postprocedural disorders of digestive system, not elsewhere classified**
- K91.9 Postprocedural disorder of digestive system, unspecified**
- K92 Other diseases of digestive system**
Excludes: neonatal gastrointestinal haemorrhage (P54.0-P54.3)
- K92.0 Haematemesis**
- K92.1 Melaena**
Excludes: Occult blood in faeces (R19.5)

INTERNATIONAL CLASSIFICATION OF DISEASES

K92.2 **Gastrointestinal haemorrhage, unspecified**

Haemorrhage:

- gastric NOS
- intestinal NOS

Excludes: acute haemorrhagic gastritis (K29.0)
haemorrhage of anus and rectum (K62.5)
with peptic ulcer (K25-K28)

K92.8 **Other specified diseases of digestive system**

K92.9 **Disease of digestive system, unspecified**

K93* **Disorders of other digestive organs in diseases classified elsewhere**

K93.0* **Tuberculous disorders of intestines, peritoneum and mesenteric glands (A18.3†)**

Excludes: tuberculous peritonitis (K67.3*)

K93.1* **Megacolon in Chagas' disease (B57.3†)**

K93.8* **Disorders of other specified digestive organs in diseases classified elsewhere**

CHAPTER XII

Diseases of the skin and subcutaneous tissue (L00-L99)

Excludes: certain conditions originating in the perinatal period (P00-P96)
certain infectious and parasitic diseases (A00-B99)
complications of pregnancy, childbirth and the puerperium (O00-O99)
congenital malformations, deformations and chromosomal abnormalities (Q00-Q99)
endocrine, nutritional and metabolic diseases (E00-E90)
injury, poisoning and certain other consequences of external causes (S00-T98)
lipomelanotic reticulosis (I89.8)
neoplasms (C00-D48)
symptoms, signs and abnormal clinical and laboratory findings, not elsewhere classified (R00-R99)
systemic connective tissue disorders (M30-M36)

This chapter contains the following blocks:

L00-L08	Infections of the skin and subcutaneous tissue
L10-L14	Bullous disorders
L20-L30	Dermatitis and eczema
L40-L45	Papulosquamous disorders
L50-L54	Urticaria and erythema
L55-L59	Radiation-related disorders of the skin and subcutaneous tissue
L60-L75	Disorders of skin appendages
L80-L99	Other disorders of the skin and subcutaneous tissue

Asterisk categories for this chapter are provided as follows:

L14*	Bullous disorders in diseases classified elsewhere
L45*	Papulosquamous disorders in diseases classified elsewhere
L54*	Erythema in diseases classified elsewhere
L62*	Nail disorders in diseases classified elsewhere
L86*	Keratoderma in diseases classified elsewhere
L99*	Other disorders of the skin and subcutaneous tissue in diseases classified elsewhere

**Infections of the skin and subcutaneous tissue
(L00-L08)**

Use additional code (B95-B97), if desired, to identify infectious agent.

Excludes: hordeolum (H00.0)
infective dermatitis (L30.3)
local infections of skin classified in Chapter I, such as:

- erysipelas (A46)
- erysipeloid (A26.-)
- herpesviral [herpes simplex] infection (B00.-)
 - anogenital (A60.-)
- molluscum contagiosum (B08.1)
- mycoses (B35-B49)
- pediculosis, acariasis and other infestations (B85-B89)
- viral warts (B07)

panniculitis (of):

- NOS (M79.3)
- lupus (L93.2)
- neck and back (M54.0)
- relapsing [Weber-Christian] (M35.6)

perlèche (due to):

- NOS (K13.0)
- candidiasis (B37.-)
- riboflavin deficiency (E53.0)

pyogenic granuloma (L98.0)
zoster (B02.-)

L00

Staphylococcal scalded skin syndrome

Pemphigus neonatorum

Ritter's disease

Excludes: toxic epidermal necrolysis [Lyell] (L51.2)

L01

Impetigo

Excludes: impetigo herpetiformis (L40.1)
pemphigus neonatorum (L00)

L01.0 **Impetigo [any organism] [any site]**
Bockhart's impetigo

L01.1 **Impetiginization of other dermatoses**

L02 **Cutaneous abscess, furuncle and carbuncle**

Includes: boil
 furunculosis

Excludes: anal and rectal regions (K61.-)
 genital organs (external):
 • female (N76.4)
 • male (N48.2, N49.-)

L02.0 **Cutaneous abscess, furuncle and carbuncle of face**

Excludes: ear, external (H60.0)
 eyelid (H00.0)
 head [any part, except face] (L02.8)
 lacrimal:
 • gland (H04.0)
 • passages (H04.3)
 mouth (K12.2)
 nose (J34.0)
 orbit (H05.0)
 submandibular (K12.2)

L02.1 **Cutaneous abscess, furuncle and carbuncle of neck**

L02.2 **Cutaneous abscess, furuncle and carbuncle of trunk**

Abdominal wall
Back [any part, except buttock]
Chest wall
Groin
Perineum
Umbilicus

Excludes: breast (N61)
 hip (L02.4)
 omphalitis of newborn (P38)

INTERNATIONAL CLASSIFICATION OF DISEASES

L02.3 **Cutaneous abscess, furuncle and carbuncle of buttock**
Gluteal region

Excludes: pilonidal cyst with abscess (L05.0)

L02.4 **Cutaneous abscess, furuncle and carbuncle of limb**
Axilla
Hip
Shoulder

L02.8 **Cutaneous abscess, furuncle and carbuncle of other sites**
Head [any part, except face]
Scalp

L02.9 **Cutaneous abscess, furuncle and carbuncle, unspecified**
Furunculosis NOS

L03

Cellulitis

Includes: acute lymphangitis

Excludes: cellulitis of:

- anal and rectal regions (K61.-)
 - external auditory canal (H60.1)
 - external genital organs:
 - female (N76.4)
 - male (N48.2, N49.-)
 - eyelid (H00.0)
 - lacrimal apparatus (H04.3)
 - mouth (K12.2)
 - nose (J34.0)
- eosinophilic cellulitis [Wells] (L98.3)
febrile neutrophilic dermatosis [Sweet] (L98.2)
lymphangitis (chronic)(subacute) (I89.1)

L03.0 **Cellulitis of finger and toe**
Infection of nail
Onychia
Paronychia
Perionychia

L03.1 Cellulitis of other parts of limb

Axilla
Hip
Shoulder

L03.2 Cellulitis of face

L03.3 Cellulitis of trunk

Abdominal wall
Back [any part]
Chest wall
Groin
Perineum
Umbilicus

Excludes: omphalitis of newborn (P38)

L03.8 Cellulitis of other sites

Head [any part, except face]
Scalp

L03.9 Cellulitis, unspecified

L04

Acute lymphadenitis

Includes: abscess (acute) } any lymph node,
lymphadenitis, acute } except mesenteric

Excludes: enlarged lymph nodes (R59.-)
human immunodeficiency virus [HIV] disease resulting in generalized lymphadenopathy (B23.1)
lymphadenitis:

- NOS (I88.9)
- chronic or subacute, except mesenteric (I88.1)
- mesenteric, nonspecific (I88.0)

L04.0 Acute lymphadenitis of face, head and neck

L04.1 Acute lymphadenitis of trunk

INTERNATIONAL CLASSIFICATION OF DISEASES

- L04.2** **Acute lymphadenitis of upper limb**
Axilla
Shoulder
- L04.3** **Acute lymphadenitis of lower limb**
Hip
- L04.8** **Acute lymphadenitis of other sites**
- L04.9** **Acute lymphadenitis, unspecified**
- L05** **Pilonidal cyst**
Includes: fistula } coccygeal or pilonidal
 sinus }
- L05.0** **Pilonidal cyst with abscess**
- L05.9** **Pilonidal cyst without abscess**
Pilonidal cyst NOS
- L08** **Other local infections of skin and subcutaneous tissue**
- L08.0** **Pyoderma**
Dermatitis:
• purulent
• septic
• suppurative

Excludes: pyoderma gangrenosum (L88)
- L08.1** **Erythrasma**
- L08.8** **Other specified local infections of skin and subcutaneous tissue**
- L08.9** **Local infection of skin and subcutaneous tissue, unspecified**

**Bullous disorders
(L10-L14)**

Excludes: benign familial pemphigus [Hailey-Hailey] (Q82.8)
staphylococcal scalded skin syndrome (L00)
toxic epidermal necrolysis [Lyell] (L51.2)

L10

Pemphigus

Excludes: pemphigus neonatorum (L00)

L10.0

Pemphigus vulgaris

L10.1

Pemphigus vegetans

L10.2

Pemphigus foliaceus

L10.3

Brazilian pemphigus [fogo selvagem]

L10.4

Pemphigus erythematosus

Senear-Usher syndrome

L10.5

Drug-induced pemphigus

Use additional external cause code (Chapter XX), if desired, to identify drug.

L10.8

Other pemphigus

L10.9

Pemphigus, unspecified

L11

Other acantholytic disorders

L11.0

Acquired keratosis follicularis

Excludes: keratosis follicularis (congenital) [Darier-White] (Q82.8)

L11.1

Transient acantholytic dermatosis [Grover]

L11.8

Other specified acantholytic disorders

L11.9

Acantholytic disorder, unspecified

INTERNATIONAL CLASSIFICATION OF DISEASES

- L12** **Pemphigoid**
Excludes: herpes gestationis (O26.4)
 impetigo herpetiformis (L40.1)

- L12.0** **Bullous pemphigoid**

- L12.1** **Cicatricial pemphigoid**
Benign mucous membrane pemphigoid

- L12.2** **Chronic bullous disease of childhood**
Juvenile dermatitis herpetiformis

- L12.3** **Acquired epidermolysis bullosa**
Excludes: epidermolysis bullosa (congenital) (Q81.-)

- L12.8** **Other pemphigoid**

- L12.9** **Pemphigoid, unspecified**

- L13** **Other bullous disorders**

- L13.0** **Dermatitis herpetiformis**
Duhring's disease

- L13.1** **Subcorneal pustular dermatitis**
Sneddon-Wilkinson disease

- L13.8** **Other specified bullous disorders**

- L13.9** **Bullous disorder, unspecified**

- L14*** **Bullous disorders in diseases classified elsewhere**

**Dermatitis and eczema
(L20-L30)**

Note: In this block the terms dermatitis and eczema are used synonymously and interchangeably.

Excludes: chronic (childhood) granulomatous disease (D71)
dermatitis:

- dry skin (L85.3)
- factitial (L98.1)
- gangrenosa (L88)
- herpetiformis (L13.0)
- perioral (L71.0)
- stasis (I83.1-I83.2)

radiation-related disorders of the skin and subcutaneous tissue (L55-L59)

L20

Atopic dermatitis

Excludes: circumscribed neurodermatitis (L28.0)

L20.0

Besnier's prurigo

L20.8

Other atopic dermatitis

Eczema:

- flexural NEC
- infantile (acute)(chronic)
- intrinsic (allergic)

Neurodermatitis:

- atopic
- diffuse

L20.9

Atopic dermatitis, unspecified

L21

Seborrhoeic dermatitis

Excludes: infective dermatitis (L30.3)

L21.0

Seborrhoea capitis

Cradle cap

L21.1

Seborrhoeic infantile dermatitis

L21.8 **Other seborrhoeic dermatitis**

L21.9 **Seborrhoeic dermatitis, unspecified**

L22 **Diaper [napkin] dermatitis**

Diaper or napkin:

- erythema
- rash

Psoriasiform napkin rash

L23 **Allergic contact dermatitis**

Includes: allergic contact eczema

Excludes: allergy NOS (T78.4)
dermatitis (of):

- NOS (L30.9)
- contact NOS (L25.9)
- diaper [napkin] (L22)
- due to substances taken internally (L27.-)
- eyelid (H01.1)
- irritant contact (L24.-)
- perioral (L71.0)

eczema of external ear (H60.5)
radiation-related disorders of the skin and
subcutaneous tissue (L55-L59)

L23.0 **Allergic contact dermatitis due to metals**

Chromium

Nickel

L23.1 **Allergic contact dermatitis due to adhesives**

L23.2 **Allergic contact dermatitis due to cosmetics**

L23.3 **Allergic contact dermatitis due to drugs in contact with skin**

Use additional external cause code (Chapter XX), if desired, to identify drug.

Excludes: allergic reaction NOS due to drugs (T88.7)
dermatitis due to ingested drugs and medicaments (L27.0-L27.1)

L23.4 **Allergic contact dermatitis due to dyes**

L23.5 Allergic contact dermatitis due to other chemical products

Cement
Insecticide
Plastic
Rubber

L23.6 Allergic contact dermatitis due to food in contact with skin

Excludes: dermatitis due to ingested food (L27.2)

L23.7 Allergic contact dermatitis due to plants, except food

L23.8 Allergic contact dermatitis due to other agents

L23.9 Allergic contact dermatitis, unspecified cause

Allergic contact eczema NOS

L24

Irritant contact dermatitis

Includes: irritant contact eczema

Excludes: allergy NOS (T78.4)
dermatitis (of):

- NOS (L30.9)
- allergic contact (L23.-)
- contact NOS (L25.9)
- diaper [napkin] (L22)
- due to substances taken internally (L27.-)
- eyelid (H01.1)
- perioral (L71.0)

eczema of external ear (H60.5)
radiation-related disorders of the skin and subcutaneous tissue (L55-L59)

L24.0 Irritant contact dermatitis due to detergents

L24.1 Irritant contact dermatitis due to oils and greases

INTERNATIONAL CLASSIFICATION OF DISEASES

L24.2 Irritant contact dermatitis due to solvents

Solvents:

- chlorocompound
- cyclohexane
- ester
- glycol
- hydrocarbon
- ketone

L24.3 Irritant contact dermatitis due to cosmetics

L24.4 Irritant contact dermatitis due to drugs in contact with skin

Use additional external cause code (Chapter XX), if desired, to identify drug.

Excludes: allergic reaction NOS due to drugs (T88.7)
dermatitis due to ingested drugs and medicaments (L27.0-L27.1)

L24.5 Irritant contact dermatitis due to other chemical products

Cement

Insecticide

L24.6 Irritant contact dermatitis due to food in contact with skin

Excludes: dermatitis due to ingested food (L27.2)

L24.7 Irritant contact dermatitis due to plants, except food

L24.8 Irritant contact dermatitis due to other agents

Dyes

L24.9 Irritant contact dermatitis, unspecified cause

Irritant contact eczema NOS

L25

Unspecified contact dermatitis

Includes: unspecified contact eczema

Excludes: allergy NOS (T78.4)
dermatitis (of):

- NOS (L30.9)
- allergic contact (L23.-)
- due to substances taken internally (L27.-)
- eyelid (H01.1)
- irritant contact (L24.-)
- perioral (L71.0)

eczema of external ear (H60.5)
radiation-related disorders of the skin and subcutaneous tissue (L55-L59)

L25.0 Unspecified contact dermatitis due to cosmetics

L25.1 Unspecified contact dermatitis due to drugs in contact with skin

Use additional external cause code (Chapter XX), if desired, to identify drug.

Excludes: allergic reaction NOS due to drugs (T88.7)
dermatitis due to ingested drugs and medicaments (L27.0-L27.1)

L25.2 Unspecified contact dermatitis due to dyes

L25.3 Unspecified contact dermatitis due to other chemical products

Cement
Insecticide

L25.4 Unspecified contact dermatitis due to food in contact with skin

Excludes: dermatitis due to ingested food (L27.2)

L25.5 Unspecified contact dermatitis due to plants, except food

L25.8 Unspecified contact dermatitis due to other agents

L25.9 Unspecified contact dermatitis, unspecified cause

Contact:

- dermatitis (occupational) NOS
- eczema (occupational) NOS

L26

Exfoliative dermatitis

Hebra's pityriasis

Excludes: Ritter's disease (L00)

L27

Dermatitis due to substances taken internally

Excludes: adverse:

- effect NOS of drugs (T88.7)
- food reaction, except dermatitis (T78.0-T78.1)

allergy NOS (T78.4)

contact dermatitis (L23-L25)

drug:

- photoallergic response (L56.1)
- phototoxic response (L56.0)

urticaria (L50.-)

L27.0

Generalized skin eruption due to drugs and medicaments

Use additional external cause code (Chapter XX), if desired, to identify drug.

L27.1

Localized skin eruption due to drugs and medicaments

Use additional external cause code (Chapter XX), if desired, to identify drug.

L27.2

Dermatitis due to ingested food

Excludes: dermatitis due to food in contact with skin (L23.6, L24.6, L25.4)

L27.8

Dermatitis due to other substances taken internally

L27.9

Dermatitis due to unspecified substance taken internally

L28

Lichen simplex chronicus and prurigo

L28.0

Lichen simplex chronicus

Circumscribed neurodermatitis

Lichen NOS

L28.1

Prurigo nodularis

L28.2 **Other prurigo**
Prurigo:
• NOS
• Hebra
• mitis
Urticaria papulosa

L29

Pruritus
Excludes: neurotic excoriation (L98.1)
 psychogenic pruritus (F45.8)

L29.0 **Pruritus ani**

L29.1 **Pruritus scroti**

L29.2 **Pruritus vulvae**

L29.3 **Anogenital pruritus, unspecified**

L29.8 **Other pruritus**

L29.9 **Pruritus, unspecified**
Itch NOS

L30

Other dermatitis
Excludes: dermatitis:
 • contact (L23-L25)
 • dry skin (L85.3)
 small plaque parapsoriasis (L41.3)
 stasis dermatitis (I83.1-I83.2)

L30.0 **Nummular dermatitis**

L30.1 **Dyshidrosis [pompholyx]**

L30.2 **Cutaneous autosensitization**
Candidid [levurid]
Dermatophytid
Eczematid

INTERNATIONAL CLASSIFICATION OF DISEASES

- L30.3** **Infective dermatitis**
Infectious eczematoid dermatitis
- L30.4** **Erythema intertrigo**
- L30.5** **Pityriasis alba**
- L30.8** **Other specified dermatitis**
- L30.9** **Dermatitis, unspecified**
Eczema NOS

Papulosquamous disorders (L40-L45)

- L40** **Psoriasis**
- L40.0** **Psoriasis vulgaris**
Nummular psoriasis
Plaque psoriasis
- L40.1** **Generalized pustular psoriasis**
Impetigo herpetiformis
Von Zumbusch's disease
- L40.2** **Acrodermatitis continua**
- L40.3** **Pustulosis palmaris et plantaris**
- L40.4** **Guttate psoriasis**
- L40.5†** **Arthropathic psoriasis (M07.0-M07.3*, M09.0*)**
- L40.8** **Other psoriasis**
Flexural psoriasis
- L40.9** **Psoriasis, unspecified**

- L41** **Parapsoriasis**
Excludes: poikiloderma vasculare atrophicans (L94.5)
- L41.0** **Pityriasis lichenoides et varioliformis acuta**
Mucha-Habermann disease
- L41.1** **Pityriasis lichenoides chronica**
- L41.2** **Lymphomatoid papulosis**
- L41.3** **Small plaque parapsoriasis**
- L41.4** **Large plaque parapsoriasis**
- L41.5** **Retiform parapsoriasis**
- L41.8** **Other parapsoriasis**
- L41.9** **Parapsoriasis, unspecified**
- L42** **Pityriasis rosea**
- L43** **Lichen planus**
Excludes: lichen planopilaris (L66.1)
- L43.0** **Hypertrophic lichen planus**
- L43.1** **Bullous lichen planus**
- L43.2** **Lichenoid drug reaction**
Use additional external cause code (Chapter XX), if desired, to identify drug.
- L43.3** **Subacute (active) lichen planus**
Lichen planus tropicus
- L43.8** **Other lichen planus**
- L43.9** **Lichen planus, unspecified**

- L44** Other papulosquamous disorders
- L44.0 Pityriasis rubra pilaris
- L44.1 Lichen nitidus
- L44.2 Lichen striatus
- L44.3 Lichen ruber moniliformis
- L44.4 Infantile papular acrodermatitis [Giannotti-Crosti]
- L44.8 Other specified papulosquamous disorders
- L44.9 Papulosquamous disorder, unspecified
- L45*** Papulosquamous disorders in diseases classified elsewhere

**Urticaria and erythema
(L50-L54)**

Excludes: Lyme disease (A69.2)
rosacea (L71.-)

- L50** Urticaria
- Excludes:* allergic contact dermatitis (L23.-)
angioneurotic oedema (T78.3)
hereditary angio-oedema (D84.1)
Quincke's oedema (T78.3)
urticaria:
- giant (T78.3)
 - neonatorum (P83.8)
 - papulosa (L28.2)
 - pigmentosa (Q82.2)
 - serum (T80.6)
 - solar (L56.3)

- L50.0 Allergic urticaria

L50.1 **Idiopathic urticaria**

L50.2 **Urticaria due to cold and heat**

L50.3 **Dermatographic urticaria**

L50.4 **Vibratory urticaria**

L50.5 **Cholinergic urticaria**

L50.6 **Contact urticaria**

L50.8 **Other urticaria**

Urticaria:

- chronic
- recurrent periodic

L50.9 **Urticaria, unspecified**

L51 **Erythema multiforme**

L51.0 **Nonbullous erythema multiforme**

L51.1 **Bullous erythema multiforme**
Stevens-Johnson syndrome

L51.2 **Toxic epidermal necrolysis [Lyell]**

L51.8 **Other erythema multiforme**

L51.9 **Erythema multiforme, unspecified**

L52 **Erythema nodosum**

L53 **Other erythematous conditions**

Excludes: erythema:

- ab igne (L59.0)
- due to external agents in contact with skin (L23-L25)
- intertrigo (L30.4)

INTERNATIONAL CLASSIFICATION OF DISEASES

- L53.0** **Toxic erythema**
Use additional external cause code (Chapter XX), if desired, to identify external agent.
- Excludes:* neonatal erythema toxicum (P83.1)
- L53.1** **Erythema annulare centrifugum**
- L53.2** **Erythema marginatum**
- L53.3** **Other chronic figurate erythema**
- L53.8** **Other specified erythematous conditions**
- L53.9** **Erythematous condition, unspecified**
Erythema NOS
Erythroderma NOS
- L54** **Erythema in diseases classified elsewhere**
- L54.0*** **Erythema marginatum in acute rheumatic fever (I00†)**
- L54.8*** **Erythema in other diseases classified elsewhere**

Radiation-related disorders of the skin and subcutaneous tissue (L55-L59)

- L55** **Sunburn**
- L55.0** **Sunburn of first degree**
- L55.1** **Sunburn of second degree**
- L55.2** **Sunburn of third degree**
- L55.8** **Other sunburn**
- L55.9** **Sunburn, unspecified**

L56

Other acute skin changes due to ultraviolet radiation

L56.0

Drug phototoxic response

Use additional external cause code (Chapter XX), if desired, to identify drug.

L56.1

Drug photoallergic response

Use additional external cause code (Chapter XX), if desired, to identify drug.

L56.2

Photocontact dermatitis [berloque dermatitis]

L56.3

Solar urticaria

L56.4

Polymorphous light eruption

L56.8

Other specified acute skin changes due to ultraviolet radiation

L56.9

Acute skin change due to ultraviolet radiation, unspecified

L57

Skin changes due to chronic exposure to nonionizing radiation

L57.0

Actinic keratosis

Keratosis:

- NOS
- senile
- solar

L57.1

Actinic reticuloid

L57.2

Cutis rhomboidalis nuchae

L57.3

Poikiloderma of Civatte

L57.4

Cutis laxa senilis

Elastosis senilis

L57.5

Actinic granuloma

INTERNATIONAL CLASSIFICATION OF DISEASES

L57.8 Other skin changes due to chronic exposure to nonionizing radiation

Farmer's skin
Sailor's skin
Solar dermatitis

L57.9 Skin changes due to chronic exposure to nonionizing radiation, unspecified

L58 Radiodermatitis

L58.0 Acute radiodermatitis

L58.1 Chronic radiodermatitis

L58.9 Radiodermatitis, unspecified

L59 Other disorders of skin and subcutaneous tissue related to radiation

L59.0 Erythema ab igne [dermatitis ab igne]

L59.8 Other specified disorders of skin and subcutaneous tissue related to radiation

L59.9 Disorder of skin and subcutaneous tissue related to radiation, unspecified

**Disorders of skin appendages
(L60-L75)**

Excludes: congenital malformations of integument (Q84.-)

L60 Nail disorders

Excludes: clubbing of nails (R68.3)
onychchia and paronychia (L03.0)

L60.0 Ingrowing nail

L60.1 Onycholysis

L60.2 Onychogryphosis

L60.3 Nail dystrophy

- L60.4** Beau's lines
- L60.5** Yellow nail syndrome
- L60.8** Other nail disorders
- L60.9** Nail disorder, unspecified
- L62*** Nail disorders in diseases classified elsewhere
- L62.0*** Clubbed nail pachydermoperiostosis (M89.4†)
- L62.8*** Nail disorders in other diseases classified elsewhere
- L63** Alopecia areata
- L63.0** Alopecia (capitis) totalis
- L63.1** Alopecia universalis
- L63.2** Ophiasis
- L63.8** Other alopecia areata
- L63.9** Alopecia areata, unspecified
- L64** Androgenic alopecia
Includes: male-pattern baldness
- L64.0** Drug-induced androgenic alopecia
Use additional external cause code (Chapter XX), if desired, to identify drug.
- L64.8** Other androgenic alopecia
- L64.9** Androgenic alopecia, unspecified

L65

Other nonscarring hair loss

Use additional external cause code (Chapter XX), if desired, to identify drug, if drug-induced.

Excludes: trichotillomania (F63.3)

L65.0

Telogen effluvium

L65.1

Anagen effluvium

L65.2

Alopecia mucinosa

L65.8

Other specified nonscarring hair loss

L65.9

Nonscarring hair loss, unspecified
Alopecia NOS

L66

Cicatricial alopecia [scarring hair loss]

L66.0

Pseudopelade

L66.1

Lichen planopilaris
Follicular lichen planus

L66.2

Folliculitis decalvans

L66.3

Perifolliculitis capitis abscedens

L66.4

Folliculitis ulerythematosa reticulata

L66.8

Other cicatricial alopecia

L66.9

Cicatricial alopecia, unspecified

L67

Hair colour and hair shaft abnormalities

Excludes: monilethrix (Q84.1)
pili annulati (Q84.1)
telogen effluvium (L65.0)

L67.0

Trichorrhhexis nodosa

- L67.1** **Variations in hair colour**
Canities
Greyness, hair (premature)
Heterochromia of hair
Poliosis:
• NOS
• circumscripta, acquired
- L67.8** **Other hair colour and hair shaft abnormalities**
Fragilitas crinium
- L67.9** **Hair colour and hair shaft abnormality, unspecified**
- L68** **Hypertrichosis**
Includes: excess hair

Excludes: congenital hypertrichosis (Q84.2)
 persistent lanugo (Q84.2)
- L68.0** **Hirsutism**
Use additional external cause code (Chapter XX), if desired, to identify drug, if drug-induced.
- L68.1** **Acquired hypertrichosis lanuginosa**
Use additional external cause code (Chapter XX), if desired, to identify drug, if drug-induced.
- L68.2** **Localized hypertrichosis**
- L68.3** **Polytrichia**
- L68.8** **Other hypertrichosis**
- L68.9** **Hypertrichosis, unspecified**
- L70** **Acne**
Excludes: acne keloid (L73.0)
- L70.0** **Acne vulgaris**

INTERNATIONAL CLASSIFICATION OF DISEASES

- L70.1** **Acne conglobata**
- L70.2** **Acne varioliformis**
Acne necrotica miliaris
- L70.3** **Acne tropica**
- L70.4** **Infantile acne**
- L70.5** **Acné excoriée des jeunes filles**
- L70.8** **Other acne**
- L70.9** **Acne, unspecified**
- L71** **Rosacea**
- L71.0** **Perioral dermatitis**
Use additional external cause code (Chapter XX), if desired, to identify drug, if drug-induced.
- L71.1** **Rhinophyma**
- L71.8** **Other rosacea**
- L71.9** **Rosacea, unspecified**
- L72** **Follicular cysts of skin and subcutaneous tissue**
- L72.0** **Epidermal cyst**
- L72.1** **Trichilemmal cyst**
Pilar cyst
Sebaceous cyst
- L72.2** **Steatocystoma multiplex**
- L72.8** **Other follicular cysts of skin and subcutaneous tissue**
- L72.9** **Follicular cyst of skin and subcutaneous tissue, unspecified**

- L73** **Other follicular disorders**
- L73.0 Acne keloid
- L73.1 Pseudofolliculitis barbae
- L73.2 Hidradenitis suppurativa
- L73.8 **Other specified follicular disorders**
Sycosis barbae
- L73.9 **Follicular disorder, unspecified**
- L74** **Eccrine sweat disorders**
Excludes: hyperhidrosis (R61.-)
- L74.0 Miliaria rubra
- L74.1 Miliaria crystallina
- L74.2 **Miliaria profunda**
Miliaria tropicalis
- L74.3 **Miliaria, unspecified**
- L74.4 **Anhidrosis**
Hypohidrosis
- L74.8 **Other eccrine sweat disorders**
- L74.9 **Eccrine sweat disorder, unspecified**
Sweat gland disorder NOS

INTERNATIONAL CLASSIFICATION OF DISEASES

- L75** **Apocrine sweat disorders**
Excludes: dyshidrosis [pompholyx] (L30.1)
 hidradenitis suppurativa (L73.2)
- L75.0** **Bromhidrosis**
- L75.1** **Chromhidrosis**
- L75.2** **Apocrine miliaria**
 Fox-Fordyce disease
- L75.8** **Other apocrine sweat disorders**
- L75.9** **Apocrine sweat disorder, unspecified**

Other disorders of the skin and subcutaneous tissue (L80-L99)

- L80** **Vitiligo**
- L81** **Other disorders of pigmentation**
Excludes: birthmark NOS (Q82.5)
 naevus - see Alphabetical Index
 Peutz-Jeghers syndrome (Q85.8)
- L81.0** **Postinflammatory hyperpigmentation**
- L81.1** **Chloasma**
- L81.2** **Freckles**
- L81.3** **Café au lait spots**
- L81.4** **Other melanin hyperpigmentation**
 Lentigo
- L81.5** **Leukoderma, not elsewhere classified**
- L81.6** **Other disorders of diminished melanin formation**

- L81.7** **Pigmented purpuric dermatosis**
Angioma serpiginosum
- L81.8** **Other specified disorders of pigmentation**
Iron pigmentation
Tattoo pigmentation
- L81.9** **Disorder of pigmentation, unspecified**
- L82** **Seborrhoeic keratosis**
Dermatosis papulosa nigra
Leser-Trélat disease
- L83** **Acanthosis nigricans**
Confluent and reticulated papillomatosis
- L84** **Corns and callosities**
Callus
Clavus
- L85** **Other epidermal thickening**
Excludes: hypertrophic disorders of skin (L91.-)
- L85.0** **Acquired ichthyosis**
Excludes: congenital ichthyosis (Q80.-)
- L85.1** **Acquired keratosis [keratoderma] palmaris et plantaris**
Excludes: inherited keratosis palmaris et plantaris (Q82.8)
- L85.2** **Keratosis punctata (palmaris et plantaris)**
- L85.3** **Xerosis cutis**
Dry skin dermatitis
- L85.8** **Other specified epidermal thickening**
Cutaneous horn
- L85.9** **Epidermal thickening, unspecified**

INTERNATIONAL CLASSIFICATION OF DISEASES

L86*

Keratoderma in diseases classified elsewhere

Follicular keratosis }
Xeroderma } due to a vitamin A
deficiency (E50.8†)

L87

Transepidermal elimination disorders

Excludes: granuloma annulare (perforating) (L92.0)

L87.0

Keratosis follicularis et parafollicularis in cutem penetrans [Kyrle]

Hyperkeratosis follicularis penetrans

L87.1

Reactive perforating collagenosis

L87.2

Elastosis perforans serpiginosa

L87.8

Other transepidermal elimination disorders

L87.9

Transepidermal elimination disorder, unspecified

L88

Pyoderma gangrenosum

Dermatitis gangrenosa

Phagedenic pyoderma

L89

Decubitus ulcer and pressure area

Bedsore

Plaster ulcer

Note: For multiple sites of differing stages assign only one code indicating the highest stage.

Excludes: decubitus (trophic) ulcer of cervix (uteri) (N86)

L89.0

Stage I decubitus ulcer and pressure area

Decubitus [pressure] ulcer limited to erythema only

Note: The ulcer appears as a defined area of persistent redness (erythema) in lightly pigmented skin, whereas in darker skin tones, the ulcer may appear with persistent red, blue or purple hues, without skin loss.

- L89.1** **Stage II decubitus ulcer**
Decubitus [pressure] ulcer with:
- abrasion
 - blister
 - partial thickness skin loss involving epidermis and/or dermis
 - skin loss NOS
- L89.2** **Stage III decubitus ulcer**
Decubitus [pressure] ulcer with full thickness skin loss involving damage or necrosis of subcutaneous tissue extending to underlying fascia
- L89.3** **Stage IV decubitus ulcer**
Decubitus [pressure] ulcer with necrosis of muscle, bone or supporting structures (ie tendon or joint capsule)
- L89.9** **Decubitus ulcer and pressure area, unspecified**
Decubitus [pressure] ulcer without mention of stage
- L90** **Atrophic disorders of skin**
- L90.0** **Lichen sclerosus et atrophicus**
Excludes: lichen sclerosus of external genital organs:
- female (N90.4)
 - male (N48.0)
- L90.1** **Anetoderma of Schweningen-Buzzi**
- L90.2** **Anetoderma of Jadassohn-Pellizzari**

INTERNATIONAL CLASSIFICATION OF DISEASES

L90.3 Atrophoderma of Pasini and Pierini

L90.4 Acrodermatitis chronica atrophicans

L90.5 Scar conditions and fibrosis of skin

Adherent scar (skin)

Cicatrix

Disfigurement due to scar

Scar NOS

Excludes: hypertrophic scar (L91.0)
keloid scar (L91.0)

L90.6 Striae atrophicae

L90.8 Other atrophic disorders of skin

L90.9 Atrophic disorder of skin, unspecified

L91 Hypertrophic disorders of skin

L91.0 Keloid scar

Hypertrophic scar

Keloid

Excludes: acne keloid (L73.0)
scar NOS (L90.5)

L91.8 Other hypertrophic disorders of skin

L91.9 Hypertrophic disorder of skin, unspecified

L92 Granulomatous disorders of skin and subcutaneous tissue

Excludes: actinic granuloma (L57.5)

L92.0 Granuloma annulare

Perforating granuloma annulare

L92.1 Necrobiosis lipoidica, not elsewhere classified

Excludes: that associated with diabetes mellitus (E10-E14)

- L92.2** **Granuloma faciale [eosinophilic granuloma of skin]**
- L92.3** **Foreign body granuloma of skin and subcutaneous tissue**
- L92.8** **Other granulomatous disorders of skin and subcutaneous tissue**
- L92.9** **Granulomatous disorder of skin and subcutaneous tissue, unspecified**

L93

Lupus erythematosus

Excludes: lupus:

- exedens (A18.4)
 - vulgaris (A18.4)
- scleroderma (M34.-)
systemic lupus erythematosus (M32.-)

Use additional external cause code (Chapter XX), if desired, to identify drug, if drug-induced.

- L93.0** **Discoid lupus erythematosus**
Lupus erythematosus NOS
- L93.1** **Subacute cutaneous lupus erythematosus**
- L93.2** **Other local lupus erythematosus**
Lupus:
 - erythematosus profundus
 - panniculitis

L94

Other localized connective tissue disorders

Excludes: systemic connective tissue disorders (M30-M36)

- L94.0** **Localized scleroderma [morphea]**
Circumscribed scleroderma
- L94.1** **Linear scleroderma**
En coup de sabre lesion
- L94.2** **Calcinosis cutis**
- L94.3** **Sclerodactyly**

INTERNATIONAL CLASSIFICATION OF DISEASES

- L94.4** **Gottron's papules**
- L94.5** **Poikiloderma vasculare atrophicans**
- L94.6** **Ainhum**
- L94.8** **Other specified localized connective tissue disorders**
- L94.9** **Localized connective tissue disorder, unspecified**

L95

Vasculitis limited to skin, not elsewhere classified

Excludes: angioma serpiginosum (L81.7)
 Henoch(-Schönlein) purpura (D69.0)
 hypersensitivity angiitis (M31.0)
 panniculitis (of):
 • NOS (M79.3)
 • lupus (L93.2)
 • neck and back (M54.0)
 • relapsing [Weber-Christian] (M35.6)
 polyarteritis nodosa (M30.0)
 rheumatoid vasculitis (M05.2)
 serum sickness (T80.6)
 urticaria (L50.-)
 Wegener's granulomatosis (M31.3)

- L95.0** **Livedoid vasculitis**
 Atrophie blanche (en plaque)
- L95.1** **Erythema elevatum diutinum**
- L95.8** **Other vasculitis limited to skin**
- L95.9** **Vasculitis limited to skin, unspecified**

L97

Ulcer of lower limb, not elsewhere classified

Excludes: decubitus [pressure] ulcer and pressure area (L89.-)
 gangrene (R02)
 skin infections (L00-L08)
 specific infections classified to A00-B99
 varicose ulcer (I83.0, I83.2)

- L98** **Other disorders of skin and subcutaneous tissue, not elsewhere classified**
- L98.0** **Pyogenic granuloma**
- L98.1** **Factitial dermatitis**
Neurotic excoriation
- L98.2** **Febrile neutrophilic dermatosis [Sweet]**
- L98.3** **Eosinophilic cellulitis [Wells]**
- L98.4** **Chronic ulcer of skin, not elsewhere classified**
Chronic ulcer of skin NOS
Tropical ulcer NOS
Ulcer of skin NOS
- Excludes:* decubitus [pressure] ulcer and pressure area (L89.-)
 gangrene (R02)
 skin infections (L00-L08)
 specific infections classified to A00-B99
 ulcer of lower limb NEC (L97)
 varicose ulcer (I83.0, I83.2)
- L98.5** **Mucinosis of skin**
Focal mucinosis
Lichen myxoedematosus
- Excludes:* focal oral mucinosis (K13.7)
 myxoedema (E03.9)
- L98.6** **Other infiltrative disorders of skin and subcutaneous tissue**
Excludes: hyalinosi cutis et mucosae (E78.8)
- L98.8** **Other specified disorders of skin and subcutaneous tissue**
- L98.9** **Disorder of skin and subcutaneous tissue, unspecified**

INTERNATIONAL CLASSIFICATION OF DISEASES

L99

Other disorders of skin and subcutaneous tissue in diseases classified elsewhere

L99.0*

Amyloidosis of skin (E85.-†)

Lichen amyloidosis

Macular amyloid

L99.8*

Other specified disorders of skin and subcutaneous tissue in diseases classified elsewhere

Syphilitic:

- alopecia (A51.3†)
- leukoderma (A51.3†, A52.7†)

CHAPTER XIII

Diseases of the musculoskeletal system and connective tissue (M00-M99)

Excludes: certain conditions originating in the perinatal period (P00-P96)
certain disorders of the temporomandibular joint (K07.6)
certain infectious and parasitic diseases (A00-B99)
compartment syndrome (T79.6)
complications of pregnancy, childbirth and the puerperium (O00-O99)
congenital malformations, deformations and chromosomal abnormalities (Q00-Q99)
endocrine, nutritional and metabolic diseases (E00-E90)
injury, poisoning and certain other consequences of external causes (S00-T98)
neoplasms (C00-D48)
symptoms, signs and abnormal clinical and laboratory findings, not elsewhere classified (R00-R99)

This chapter contains the following blocks:

M00-M25	Arthropathies
	M00-M03 Infectious arthropathies
	M05-M14 Inflammatory polyarthropathies
	M15-M19 Arthrosis
	M20-M25 Other joint disorders
M30-M36	Systemic connective tissue disorders
M40-M54	Dorsopathies
	M40-M43 Deforming dorsopathies
	M45-M49 Spondylopathies
	M50-M54 Other dorsopathies
M60-M79	Soft tissue disorders
	M60-M63 Disorders of muscles
	M65-M68 Disorders of synovium and tendon
	M70-M79 Other soft tissue disorders
M80-M94	Osteopathies and chondropathies
	M80-M85 Disorders of bone density and structure
	M86-M90 Other osteopathies
	M91-M94 Chondropathies
M95-M99	Other disorders of the musculoskeletal system and connective tissue

INTERNATIONAL CLASSIFICATION OF DISEASES

Asterisk categories for this chapter are provided as follows:

M01*	Direct infections of joint in infectious and parasitic diseases classified elsewhere
M03*	Postinfective and reactive arthropathies in diseases classified elsewhere
M07*	Psoriatic and enteropathic arthropathies
M09*	Juvenile arthritis in diseases classified elsewhere
M14*	Arthropathies in other diseases classified elsewhere
M36*	Systemic disorders of connective tissue in diseases classified elsewhere
M49*	Spondylopathies in diseases classified elsewhere
M63*	Disorders of muscle in diseases classified elsewhere
M68*	Disorders of synovium and tendon in diseases classified elsewhere
M73*	Soft tissue disorders in diseases classified elsewhere
M82*	Osteoporosis in diseases classified elsewhere
M90*	Osteopathies in diseases classified elsewhere

Site of musculoskeletal involvement

The following subclassification to indicate the site of involvement is provided for optional use with appropriate categories in Chapter XIII. As local extensions or specialty adaptations may vary in the number of characters used, it is suggested that the supplementary site subclassification be placed in an identifiably separate position (e.g. in an additional box). Different subclassifications for use with derangement of knee, dorsopathies, and biomechanical lesions not elsewhere classified are given on pages XIII-18, XIII-26 and XIII-59 respectively.

0 Multiple sites

1 Shoulder region	clavicle scapula	acromioclavicular glenohumeral sternoclavicular	} joints
2 Upper arm	humerus	elbow joint	
3 Forearm	radius ulna	wrist joint	
4 Hand	carpus fingers metacarpus	joints between these bones	

DISEASES OF THE MUSCULOSKELETAL SYSTEM AND CONNECTIVE TISSUE

5 Pelvic region and thigh	buttock femur pelvis	hip (joint) sacroiliac joint
6 Lower leg	fibula tibia	knee joint
7 Ankle and foot	metatarsus tarsus toes	ankle joint other joints in foot
8 Other	head neck ribs skull trunk vertebral column	
9 Site unspecified		

Arthropathies
(M00-M25)

Disorders affecting predominantly peripheral (limb) joints

Infectious arthropathies
(M00-M03)

Note: This block comprises arthropathies due to microbiological agents. Distinction is made between the following types of etiological relationship:
(a) direct infection of joint, where organisms invade synovial tissue and microbial antigen is present in the joint;
(b) indirect infection, which may be of two types: a *reactive arthropathy*, where microbial infection of the body is established but neither organisms nor antigens can be identified in the joint, and a *postinfective arthropathy*, where microbial antigen is present but recovery of an organism is inconstant and evidence of local multiplication is lacking.

M00	Pyogenic arthritis [See site code pages XIII-2—XIII-3]
M00.0	Staphylococcal arthritis and polyarthritis
M00.1	Pneumococcal arthritis and polyarthritis
M00.2	Other streptococcal arthritis and polyarthritis
M00.8	Arthritis and polyarthritis due to other specified bacterial agents Use additional code (B95-B96), if desired, to identify bacterial agent.
M00.9	Pyogenic arthritis, unspecified Infective arthritis NOS

DISEASES OF THE MUSCULOSKELETAL SYSTEM AND CONNECTIVE TISSUE

- M01*** **Direct infections of joint in infectious and parasitic diseases classified elsewhere**
[See site code pages XIII-2–XIII-3]
- Excludes:* arthropathy in sarcoidosis (M14.8*)
 postinfective and reactive arthropathy (M03.-*)
- M01.0*** **Meningococcal arthritis (A39.8†)**
Excludes: postmeningococcal arthritis (M03.0*)
- M01.1*** **Tuberculous arthritis (A18.0†)**
Excludes: of spine (M49.0*)
- M01.2*** **Arthritis in Lyme disease (A69.2†)**
- M01.3*** **Arthritis in other bacterial diseases classified elsewhere**
Arthritis in:
- leprosy [Hansen's disease] (A30.-†)
 - localized salmonella infection (A02.2†)
 - typhoid or paratyphoid fever (A01.-†)
- Gonococcal arthritis (A54.4†)
- M01.4*** **Rubella arthritis (B06.8†)**
- M01.5*** **Arthritis in other viral diseases classified elsewhere**
Arthritis in:
- mumps (B26.8†)
 - O'nyong-nyong fever (A92.1†)
- M01.6*** **Arthritis in mycoses (B35-B49†)**
- M01.8*** **Arthritis in other infectious and parasitic diseases classified elsewhere**
- M02** **Reactive arthropathies**
[See site code pages XIII-2—XIII-3]
- Excludes:* Behçet's disease (M35.2)
 rheumatic fever (I00)
- M02.0** **Arthropathy following intestinal bypass**
- M02.1** **Postdysenteric arthropathy**

INTERNATIONAL CLASSIFICATION OF DISEASES

M02.2 **Postimmunization arthropathy**

M02.3 **Reiter's disease**

M02.8 **Other reactive arthropathies**

M02.9 **Reactive arthropathy, unspecified**

M03*

Postinfective and reactive arthropathies in diseases classified elsewhere

[See site code pages XIII-2—XIII-3]

Excludes: direct infections of joint in infectious and parasitic diseases classified elsewhere (M01.-*)

M03.0* **Postmeningococcal arthritis (A39.8†)**

Excludes: meningococcal arthritis (M01.0*)

M03.1* **Postinfective arthropathy in syphilis**

Clutton's joints (A50.5†)

Excludes: Charcot's or tabetic arthropathy (M14.6*)

M03.2* **Other postinfectious arthropathies in diseases classified elsewhere**

Postinfectious arthropathy in:

- enteritis due to *Yersinia enterocolitica* (A04.6†)
- viral hepatitis (B15-B19†)

Excludes: viral arthropathies (M01.4-M01.5*)

M03.6* **Reactive arthropathy in other diseases classified elsewhere**

Arthropathy in infective endocarditis (I33.0†)

Inflammatory polyarthropathies
(M05-M14)

- M05** **Seropositive rheumatoid arthritis**
[See site code pages XIII-2—XIII-3]
- Excludes:* rheumatic fever (I00)
 rheumatoid arthritis (of):
- juvenile (M08.-)
 - spine (M45)
- M05.0** **Felty's syndrome**
Rheumatoid arthritis with splenomegaly and leukopenia
- M05.1†** **Rheumatoid lung disease (J99.0*)**
- M05.2** **Rheumatoid vasculitis**
- M05.3†** **Rheumatoid arthritis with involvement of other organs and systems**
Rheumatoid:
- carditis (I52.8*)
 - endocarditis (I39.-*)
 - myocarditis (I41.8*)
 - myopathy (G73.7*)
 - pericarditis (I32.8*)
 - polyneuropathy (G63.6*)
- M05.8** **Other seropositive rheumatoid arthritis**
- M05.9** **Seropositive rheumatoid arthritis, unspecified**
- M06** **Other rheumatoid arthritis**
[See site code pages XIII-2—XIII-3]
- M06.0** **Seronegative rheumatoid arthritis**
- M06.1** **Adult-onset Still's disease**
Excludes: Still's disease NOS (M08.2)
- M06.2** **Rheumatoid bursitis**

INTERNATIONAL CLASSIFICATION OF DISEASES

M06.3 Rheumatoid nodule

M06.4 Inflammatory polyarthropathy
Excludes: polyarthritis NOS (M13.0)

M06.8 Other specified rheumatoid arthritis

M06.9 Rheumatoid arthritis, unspecified

M07* **Psoriatic and enteropathic arthropathies**
[See site code pages XIII-2—XIII-3]

Excludes: juvenile psoriatic and enteropathic arthropathies (M09.-*)

M07.0* **Distal interphalangeal psoriatic arthropathy (L40.5†)**

M07.1* **Arthritis mutilans (L40.5†)**

M07.2* **Psoriatic spondylitis (L40.5†)**

M07.3* **Other psoriatic arthropathies (L40.5†)**

M07.4* **Arthropathy in Crohn's disease [regional enteritis] (K50.-†)**

M07.5* **Arthropathy in ulcerative colitis (K51.-†)**

M07.6* **Other enteropathic arthropathies**

M08 **Juvenile arthritis**

[See site code pages XIII-2—XIII-3]

Includes: arthritis in children, with onset before 16th birthday and lasting longer than 3 months

Excludes: Felty's syndrome (M05.0)
juvenile dermatomyositis (M33.0)

M08.0 Juvenile rheumatoid arthritis
Juvenile rheumatoid arthritis with or without rheumatoid factor

DISEASES OF THE MUSCULOSKELETAL SYSTEM AND CONNECTIVE TISSUE

- M08.1** **Juvenile ankylosing spondylitis**
Excludes: ankylosing spondylitis in adults (M45)
- M08.2** **Juvenile arthritis with systemic onset**
Still's disease NOS

Excludes: adult-onset Still's disease (M06.1)
- M08.3** **Juvenile polyarthritis (seronegative)**
Chronic juvenile polyarthritis
- M08.4** **Pauciarticular juvenile arthritis**
- M08.8** **Other juvenile arthritis**
- M08.9** **Juvenile arthritis, unspecified**
- M09*** **Juvenile arthritis in diseases classified elsewhere**
[See site code pages XIII-2—XIII-3]

Excludes: arthropathy in Whipple's disease (M14.8*)
- M09.0*** **Juvenile arthritis in psoriasis (L40.5†)**
- M09.1*** **Juvenile arthritis in Crohn's disease [regional enteritis] (K50.-†)**
- M09.2*** **Juvenile arthritis in ulcerative colitis (K51.-†)**
- M09.8*** **Juvenile arthritis in other diseases classified elsewhere**
- M10** **Gout**
[See site code pages XIII-2—XIII-3]
- M10.0** **Idiopathic gout**
Gouty bursitis
Primary gout
Urate tophus of heart† (I43.8*)
- M10.1** **Lead-induced gout**
- M10.2** **Drug-induced gout**
Use additional external cause code (Chapter XX), if desired, to identify drug.

INTERNATIONAL CLASSIFICATION OF DISEASES

- M10.3** **Gout due to impairment of renal function**
Use additional code, if desired, to identify impairment of kidney disease (N17-N19)
- M10.4** **Other secondary gout**
- M10.9** **Gout, unspecified**
- M11** **Other crystal arthropathies**
[See site code pages XIII-2—XIII-3]
- M11.0** **Hydroxyapatite deposition disease**
- M11.1** **Familial chondrocalcinosis**
- M11.2** **Other chondrocalcinosis**
Chondrocalcinosis NOS
- M11.8** **Other specified crystal arthropathies**
- M11.9** **Crystal arthropathy, unspecified**
- M12** **Other specific arthropathies**
[See site code pages XIII-2—XIII-3]
- Excludes:* arthropathy NOS (M13.9)
 arthrosis (M15-M19)
 cricoarytenoid arthropathy (J38.7)
- M12.0** **Chronic postrheumatic arthropathy [Jaccoud]**
- M12.1** **Kaschin-Beck disease**
- M12.2** **Villonodular synovitis (pigmented)**
- M12.3** **Palindromic rheumatism**
- M12.4** **Intermittent hydrarthrosis**

- M12.5** **Traumatic arthropathy**
Excludes: post-traumatic arthrosis (of):
- NOS (M19.1)
 - first carpometacarpal joint (M18.2-M18.3)
 - hip (M16.4-M16.5)
 - knee (M17.2-M17.3)
 - other single joints (M19.1)
- M12.8** **Other specific arthropathies, not elsewhere classified**
Transient arthropathy
- M13** **Other arthritis**
[See site code pages XIII-2—XIII-3]
- Excludes:* arthrosis (M15-M19)
- M13.0** **Polyarthritis, unspecified**
- M13.1** **Monoarthritis, not elsewhere classified**
- M13.8** **Other specified arthritis**
Allergic arthritis
- M13.9** **Arthritis, unspecified**
Arthropathy NOS
- M14*** **Arthropathies in other diseases classified elsewhere**
Excludes: arthropathy in:
- haematological disorders (M36.2-M36.3*)
 - hypersensitivity reactions (M36.4*)
 - neoplastic disease (M36.1*)
 - neuropathic spondylopathy (M49.4*)
 - psoriatic and enteropathic arthropathies (M07.-*)
 - juvenile (M09.-*)
- M14.0*** **Gouty arthropathy due to enzyme defects and other inherited disorders**
Gouty arthropathy in:
- Lesch-Nyhan syndrome (E79.1†)
 - sickle-cell disorders (D57.-†)
- M14.1*** **Crystal arthropathy in other metabolic disorders**
Crystal arthropathy in hyperparathyroidism (E21.-†)

INTERNATIONAL CLASSIFICATION OF DISEASES

- M14.2*** **Diabetic arthropathy (E10-E14† with common fourth character .6)**
Excludes: diabetic neuropathic arthropathy (M14.6*)
- M14.3*** **Lipoid dermatoarthritis (E78.8†)**
- M14.4*** **Arthropathy in amyloidosis (E85.-†)**
- M14.5*** **Arthropathies in other endocrine, nutritional and metabolic disorders**
Arthropathy in:
- acromegaly and pituitary gigantism (E22.0†)
 - haemochromatosis (E83.1†)
 - hypothyroidism (E00-E03†)
 - thyrotoxicosis [hyperthyroidism] (E05.-†)
- M14.6*** **Neuropathic arthropathy**
Charcot's or tabetic arthropathy (A52.1†)
Diabetic neuropathic arthropathy (E10-E14† with common fourth character .6)
- M14.8*** **Arthropathies in other specified diseases classified elsewhere**
Arthropathy in:
- erythema:
 - multiforme (L51.-†)
 - nodosum (L52†)
 - sarcoidosis (D86.8†)
 - Whipple's disease (K90.8†)

Arthrosis (M15-M19)

Note: In this block the term osteoarthritis is used as a synonym for arthrosis or osteoarthrosis. The term primary has been used with its customary clinical meaning of no underlying or determining condition identified.

Excludes: osteoarthritis of spine (M47.-)

M15

Polyarthrosis

Includes: arthrosis with mention of more than one site

Excludes: bilateral involvement of single joint (M16-M19)

M15.0 **Primary generalized (osteo)arthrosis**

DISEASES OF THE MUSCULOSKELETAL SYSTEM AND CONNECTIVE TISSUE

- M15.1** **Heberden's nodes (with arthropathy)**
- M15.2** **Bouchard's nodes (with arthropathy)**
- M15.3** **Secondary multiple arthrosis**
Post-traumatic polyarthrosis
- M15.4** **Erosive (osteo)arthrosis**
- M15.8** **Other polyarthrosis**
- M15.9** **Polyarthrosis, unspecified**
Generalized osteoarthritis NOS
- M16** **Coxarthrosis [arthrosis of hip]**
- M16.0** **Primary coxarthrosis, bilateral**
- M16.1** **Other primary coxarthrosis**
Primary coxarthrosis:
 - NOS
 - unilateral
- M16.2** **Coxarthrosis resulting from dysplasia, bilateral**
- M16.3** **Other dysplastic coxarthrosis**
Dysplastic coxarthrosis:
 - NOS
 - unilateral
- M16.4** **Post-traumatic coxarthrosis, bilateral**
- M16.5** **Other post-traumatic coxarthrosis**
Post-traumatic coxarthrosis:
 - NOS
 - unilateral
- M16.6** **Other secondary coxarthrosis, bilateral**

M16.7 Other secondary coxarthrosis

Secondary coxarthrosis:

- NOS
- unilateral

M16.9 Coxarthrosis, unspecified

M17

Gonarthrosis [arthrosis of knee]

M17.0 Primary gonarthrosis, bilateral

M17.1 Other primary gonarthrosis

Primary gonarthrosis:

- NOS
- unilateral

M17.2 Post-traumatic gonarthrosis, bilateral

M17.3 Other post-traumatic gonarthrosis

Post-traumatic gonarthrosis:

- NOS
- unilateral

M17.4 Other secondary gonarthrosis, bilateral

M17.5 Other secondary gonarthrosis

Secondary gonarthrosis:

- NOS
- unilateral

M17.9 Gonarthrosis, unspecified

M18

Arthrosis of first carpometacarpal joint

M18.0 Primary arthrosis of first carpometacarpal joints, bilateral

M18.1 Other primary arthrosis of first carpometacarpal joint

Primary arthrosis of first carpometacarpal joint:

- NOS
- unilateral

M18.2 Post-traumatic arthrosis of first carpometacarpal joints, bilateral

M18.3 Other post-traumatic arthrosis of first carpometacarpal joint

Post-traumatic arthrosis of first carpometacarpal joint:

- NOS
- unilateral

M18.4 Other secondary arthrosis of first carpometacarpal joints, bilateral

M18.5 Other secondary arthrosis of first carpometacarpal joint

Secondary arthrosis of first carpometacarpal joint:

- NOS
- unilateral

M18.9 Arthrosis of first carpometacarpal joint, unspecified

M19

Other arthrosis

[See site code pages XIII-2—XIII-3]

Excludes: arthrosis of spine (M47.-)
hallux rigidus (M20.2)
polyarthrosis (M15.-)

M19.0 Primary arthrosis of other joints

Primary arthrosis NOS

M19.1 Post-traumatic arthrosis of other joints

Post-traumatic arthrosis NOS

M19.2 Other secondary arthrosis

Secondary arthrosis NOS

M19.8 Other specified arthrosis

M19.9 Arthrosis, unspecified

M19.90 Advanced arthrosis

Grave arthrosis

Severe arthrosis

Other joint disorders
(M20-M25)

Excludes: joints of the spine (M40-M54)

M20 **Acquired deformities of fingers and toes**

Excludes: acquired absence of fingers and toes (Z89.-)
congenital:

- absence of fingers and toes (Q71.3, Q72.3)
- deformities and malformations of fingers and toes (Q66.-, Q68-Q70, Q74.-)

M20.0 **Deformity of finger(s)**
Boutonnière and swan-neck deformities

Excludes: clubbing of fingers (R68.3)
palmar fascial fibromatosis [Dupuytren] (M72.0)
trigger finger (M65.3)

M20.1 **Hallux valgus (acquired)**
Bunion

M20.2 **Hallux rigidus**

M20.3 **Other deformity of hallux (acquired)**
Hallux varus

M20.4 **Other hammer toe(s) (acquired)**

M20.5 **Other deformities of toe(s) (acquired)**

M20.6 **Acquired deformity of toe(s), unspecified**

M21

Other acquired deformities of limbs

[See site code pages XIII-2—XIII-3]

Excludes: acquired absence of limb (Z89.-)
acquired deformities of fingers or toes (M20.-)
congenital:
• absence of limbs (Q71-Q73)
• deformities and malformations of limbs (Q65-Q66, Q68-Q74)
coxa plana (M91.2)

M21.0 Valgus deformity, not elsewhere classified

Excludes: metatarsus valgus (Q66.6)
talipes calcaneovalgus (Q66.4)

M21.1 Varus deformity, not elsewhere classified

Excludes: metatarsus varus (Q66.2)
tibia vara (M92.5)

M21.2 Flexion deformity

M21.3 Wrist or foot drop (acquired)

M21.4 Flat foot [pes planus] (acquired)

Excludes: congenital pes planus (Q66.5)

M21.5 Acquired clawhand, clubhand, clawfoot and clubfoot

Excludes: clubfoot, not specified as acquired (Q66.8)

M21.6 Other acquired deformities of ankle and foot

Excludes: deformities of toe (acquired) (M20.1-M20.6)

M21.7 Unequal limb length (acquired)

M21.8 Other specified acquired deformities of limbs

M21.9 Acquired deformity of limb, unspecified

M22

Disorders of patella

Excludes: dislocation of patella (S83.0)

M22.0 Recurrent dislocation of patella

M22.1 **Recurrent subluxation of patella**

M22.2 **Patellofemoral disorders**

M22.3 **Other derangements of patella**

M22.4 **Chondromalacia patellae**

M22.8 **Other disorders of patella**

M22.9 **Disorder of patella, unspecified**

M23

Internal derangement of knee

The following supplementary subclassification to indicate the site of involvement is provided for optional use with appropriate subcategories in M23.-; see also note on page XIII-2.

0 Multiple sites

1 Anterior cruciate ligament or Anterior horn of medial meniscus

2 Posterior cruciate ligament or Posterior horn of medial meniscus

3 Medial collateral ligament or Other and unspecified medial meniscus

4 Lateral collateral ligament or Anterior horn of lateral meniscus

5 Posterior horn of lateral meniscus

6 Other and unspecified lateral meniscus

7 Capsular ligament

9 Unspecified ligament or Unspecified meniscus

Excludes: ankylosis (M24.6)
 current injury - see injury to the knee and lower leg (S80-S89)
 deformity of knee (M21.-)
 disorders of patella (M22.-)
 osteochondritis dissecans (M93.2)
 recurrent dislocation or subluxation (M24.4)
 • patella (M22.0-M22.1)

M23.0 **Cystic meniscus**

M23.1 **Discoid meniscus (congenital)**

DISEASES OF THE MUSCULOSKELETAL SYSTEM AND CONNECTIVE TISSUE

M23.2 **Derangement of meniscus due to old tear or injury**
Old bucket-handle tear

M23.3 **Other meniscus derangements**
Degenerate }
Detached } meniscus
Retained }

M23.4 **Loose body in knee**

M23.5 **Chronic instability of knee**

M23.6 **Other spontaneous disruption of ligament(s) of knee**

M23.8 **Other internal derangements of knee**
Laxity of ligament of knee
Snapping knee

M23.9 **Internal derangement of knee, unspecified**

M24 **Other specific joint derangements**
[See site code pages XIII-2—XIII-3]

Excludes: current injury - see injury of joint by body region
 ganglion (M67.4)
 snapping knee (M23.8)
 temporomandibular joint disorders (K07.6)

M24.0 **Loose body in joint**
Excludes: loose body in knee (M23.4)

M24.1 **Other articular cartilage disorders**
Excludes: chondrocalcinosis (M11.1-M11.2)
 internal derangement of knee (M23.-)
 metastatic calcification (E83.5)
 ochronosis (E70.2)

M24.2 **Disorder of ligament**
Instability secondary to old ligament injury
Ligamentous laxity NOS

Excludes: familial ligamentous laxity (M35.7)
 knee (M23.5-M23.8)

M24.3 Pathological dislocation and subluxation of joint, not elsewhere classified
Excludes: dislocation or displacement of joint:

- congenital - see congenital malformations and deformations of the musculoskeletal system (Q65-Q79)
- current injury - see injury of joints and ligaments by body region
- recurrent (M24.4)

M24.4 Recurrent dislocation and subluxation of joint
Excludes: patella (M22.0-M22.1)
vertebral subluxation (M43.3-M43.5)

M24.5 Contracture of joint
Excludes: acquired deformities of limbs (M20-M21)
contracture of tendon (sheath) without contracture of joint (M67.1)
Dupuytren's contracture (M72.0)

M24.6 Ankylosis of joint
Excludes: spine (M43.2)
stiffness of joint without ankylosis (M25.6)

M24.7 Protrusio acetabuli

M24.8 Other specific joint derangements, not elsewhere classified
Irritable hip
Excludes: that involving iliotibial band syndrome (M76.3)

M24.9 Joint derangement, unspecified

M25 Other joint disorders, not elsewhere classified
[See site code pages XIII-2—XIII-3]

Excludes: abnormality of gait and mobility (R26.-)
calcification of:

- bursa (M71.4)
- shoulder (joint) (M75.3)
- tendon (M65.2)

deformities classified to M20-M21
difficulty in walking (R26.2)

M25.0 Haemarthrosis
Excludes: current injury - see injury of joint by body region

DISEASES OF THE MUSCULOSKELETAL SYSTEM AND CONNECTIVE TISSUE

- M25.1** **Fistula of joint**
- M25.2** **Flail joint**
- M25.3** **Other instability of joint**
Excludes: instability of joint secondary to:
- old ligament injury (M24.2)
 - removal of joint prosthesis (M96.8)
- M25.4** **Effusion of joint**
Excludes: hydrarthrosis of jaws (A66.6)
- M25.5** **Pain in joint**
- M25.6** **Stiffness of joint, not elsewhere classified**
- M25.7** **Osteophyte**
- M25.8** **Other specified joint disorders**
- M25.9** **Joint disorder, unspecified**

**Systemic connective tissue disorders
(M30-M36)**

- Includes:* autoimmune disease:
- NOS
 - systemic
- collagen (vascular) disease:
- NOS
 - systemic

Excludes: antiphospholipid syndrome (D68.6)
autoimmune disease, single organ or single cell-type (code to relevant condition category)

M30 **Polyarteritis nodosa and related conditions**

- M30.0** **Polyarteritis nodosa**

INTERNATIONAL CLASSIFICATION OF DISEASES

M30.1 **Polyarteritis with lung involvement [Churg-Strauss]**
Allergic granulomatous angiitis

M30.2 **Juvenile polyarteritis**

M30.3 **Mucocutaneous lymph node syndrome [Kawasaki]**

M30.8 **Other conditions related to polyarteritis nodosa**
Polyangiitis overlap syndrome

M31 **Other necrotizing vasculopathies**

M31.0 **Hypersensitivity angiitis**
Goodpasture's syndrome

M31.1 **Thrombotic microangiopathy**
Thrombotic thrombocytopenic purpura

M31.2 **Lethal midline granuloma**

M31.3 **Wegener's granulomatosis**
Necrotizing respiratory granulomatosis

M31.4 **Aortic arch syndrome [Takayasu]**

M31.5 **Giant cell arteritis with polymyalgia rheumatica**

M31.6 **Other giant cell arteritis**

M31.7 **Microscopic polyangiitis**
Microscopic polyarteritis

Excludes: polyarteritis nodosa (M30.0)

M31.8 **Other specified necrotizing vasculopathies**
Hypocomplementaemic vasculitis

M31.9 **Necrotizing vasculopathy, unspecified**

- M32** **Systemic lupus erythematosus**
Excludes: lupus erythematosus (discoid) (NOS) (L93.0)
- M32.0** **Drug-induced systemic lupus erythematosus**
Use additional external cause code (Chapter XX), if desired, to identify drug.
- M32.1†** **Systemic lupus erythematosus with organ or system involvement**
Libman-Sacks disease (I39.-*)
Lupus pericarditis (I32.8*)
Systemic lupus erythematosus with:
- kidney involvement (N08.5*, N16.4*)
 - lung involvement (J99.1*)
- M32.8** **Other forms of systemic lupus erythematosus**
- M32.9** **Systemic lupus erythematosus, unspecified**
- M33** **Dermatopolymyositis**
- M33.0** **Juvenile dermatomyositis**
- M33.1** **Other dermatomyositis**
- M33.2** **Polymyositis**
- M33.9** **Dermatopolymyositis, unspecified**
- M34** **Systemic sclerosis**
Includes: scleroderma
- Excludes:* scleroderma:
- circumscribed (L94.0)
 - neonatal (P83.8)
- M34.0** **Progressive systemic sclerosis**
- M34.1** **CR(E)ST syndrome**
Combination of calcinosis, Raynaud's phenomenon, (o)esophageal dysfunction, sclerodactyly, telangiectasia

INTERNATIONAL CLASSIFICATION OF DISEASES

- M34.2** **Systemic sclerosis induced by drugs and chemicals**
Use additional external cause code (Chapter XX), if desired, to identify cause.
- M34.8** **Other forms of systemic sclerosis**
Systemic sclerosis with:
- lung involvement† (J99.1*)
 - myopathy† (G73.7*)
- M34.9** **Systemic sclerosis, unspecified**
- M35** **Other systemic involvement of connective tissue**
Excludes: reactive perforating collagenosis (L87.1)
- M35.0** **Sicca syndrome [Sjögren]**
Sjögren's syndrome with:
- keratoconjunctivitis† (H19.3*)
 - lung involvement† (J99.1*)
 - myopathy† (G73.7*)
 - renal tubulo-interstitial disorders† (N16.4*)
- M35.1** **Other overlap syndromes**
Mixed connective tissue disease
- Excludes:* polyangiitis overlap syndrome (M30.8)
- M35.2** **Behçet's disease**
- M35.3** **Polymyalgia rheumatica**
Excludes: polymyalgia rheumatica with giant cell arteritis (M31.5)
- M35.4** **Diffuse (eosinophilic) fasciitis**
- M35.5** **Multifocal fibrosclerosis**
- M35.6** **Relapsing panniculitis [Weber-Christian]**
Excludes: panniculitis:
- NOS (M79.3)
 - lupus (L93.2)

DISEASES OF THE MUSCULOSKELETAL SYSTEM AND CONNECTIVE TISSUE

- M35.7** **Hypermobility syndrome**
Familial ligamentous laxity
- Excludes:* Ehlers-Danlos syndrome (Q79.6)
 ligamentous laxity NOS (M24.2)
- M35.8** **Other specified systemic involvement of connective tissue**
- M35.9** **Systemic involvement of connective tissue, unspecified**
Autoimmune disease (systemic) NOS
Collagen (vascular) disease NOS
- M36*** **Systemic disorders of connective tissue in diseases classified elsewhere**
Excludes: arthropathies in diseases classified elsewhere (M14.-*)
- M36.0*** **Dermato(poly)myositis in neoplastic disease (C00-D48†)**
- M36.1*** **Arthropathy in neoplastic disease (C00-D48†)**
Arthropathy in:
- leukaemia (C91-C95†)
 - malignant histiocytosis (C96.1†)
 - multiple myeloma (C90.0†)
- M36.2*** **Haemophilic arthropathy (D66-D68†)**
- M36.3*** **Arthropathy in other blood disorders (D50-D76†)**
Excludes: arthropathy in Henoch(-Schönlein) purpura (M36.4*)
- M36.4*** **Arthropathy in hypersensitivity reactions classified elsewhere**
Arthropathy in Henoch(-Schönlein) purpura (D69.0†)
- M36.8*** **Systemic disorders of connective tissue in other diseases classified elsewhere**
Systemic disorders of connective tissue in:
- hypogammaglobulinaemia (D80.-†)
 - ochronosis (E70.2†)

Dorsopathies
(M40-M54)

The following supplementary subclassification to indicate the site of involvement is provided for optional use with appropriate categories in the block on dorsopathies, except categories M50 and M51; see also note on page XIII-2.

- 0 Multiple sites in spine
- 1 Occipito-atlanto-axial region
- 2 Cervical region
- 3 Cervicothoracic region
- 4 Thoracic region
- 5 Thoracolumbar region
- 6 Lumbar region
- 7 Lumbosacral region
- 8 Sacral and sacrococcygeal region
- 9 Site unspecified

Deforming dorsopathies
(M40-M43)

M40

Kyphosis and lordosis
[See site code above]

- Excludes:*** kyphoscoliosis (M41.-)
kyphosis and lordosis:
- congenital (Q76.4)
 - postprocedural (M96.-)

M40.0

Postural kyphosis

- Excludes:*** osteochondrosis of spine (M42.-)

M40.1

Other secondary kyphosis

DISEASES OF THE MUSCULOSKELETAL SYSTEM AND CONNECTIVE TISSUE

M40.2 **Other and unspecified kyphosis**

M40.3 **Flatback syndrome**

M40.4 **Other lordosis**

Lordosis:

- acquired
- postural

M40.5 **Lordosis, unspecified**

M41

Scoliosis

[See site code page XIII-26]

Includes: kyphoscoliosis

Excludes: congenital scoliosis:

- NOS (Q67.5)
- due to bony malformation (Q76.3)
- postural (Q67.5)

kyphoscoliotic heart disease (I27.1)
postprocedural (M96.-)

M41.0 **Infantile idiopathic scoliosis**

M41.1 **Juvenile idiopathic scoliosis**

Adolescent scoliosis

M41.2 **Other idiopathic scoliosis**

M41.3 **Thoracogenic scoliosis**

M41.4 **Neuromuscular scoliosis**

Scoliosis secondary to cerebral palsy, Friedreich's ataxia, poliomyelitis, and other neuromuscular disorders.

M41.5 **Other secondary scoliosis**

M41.8 **Other forms of scoliosis**

M41.9 **Scoliosis, unspecified**

M42 **Spinal osteochondrosis**
[See site code page XIII-26]

M42.0 **Juvenile osteochondrosis of spine**
Calvé's disease
Scheuermann's disease

Excludes: postural kyphosis (M40.0)

M42.1 **Adult osteochondrosis of spine**

M42.9 **Spinal osteochondrosis, unspecified**

M43 **Other deforming dorsopathies**
[See site code page XIII-26]

Excludes: congenital spondylolysis and spondylolisthesis (Q76.2)
 hemivertebra (Q76.3-Q76.4)
 Klippel-Feil syndrome (Q76.1)
 lumbarization and sacralization (Q76.4)
 platyspondylisis (Q76.4)
 spina bifida occulta (Q76.0)
 spinal curvature in:
 • osteoporosis (M80-M81)
 • Paget's disease of bone [osteitis deformans] (M88.-)

M43.0 **Spondylolysis**

M43.1 **Spondylolisthesis**

M43.2 **Other fusion of spine**
Ankylosis of spinal joint

Excludes: ankylosing spondylitis (M45)
 arthrodesis status (Z98.1)
 pseudoarthrosis after fusion or arthrodesis (M96.0)

DISEASES OF THE MUSCULOSKELETAL SYSTEM AND CONNECTIVE TISSUE

- M43.3** **Recurrent atlantoaxial subluxation with myelopathy**
- M43.4** **Other recurrent atlantoaxial subluxation**
- M43.5** **Other recurrent vertebral subluxation**
Excludes: biomechanical lesions NEC (M99.-)
- M43.6** **Torticollis**
Excludes: torticollis:
 - congenital (sternomastoid) (Q68.0)
 - current injury - see injury of spine by body region
 - due to birth injury (P15.2)
 - psychogenic (F45.8)
 - spasmodic (G24.3)
- M43.8** **Other specified deforming dorsopathies**
Excludes: kyphosis and lordosis (M40.-)
 scoliosis (M41.-)
- M43.9** **Deforming dorsopathy, unspecified**
 Curvature of spine NOS

Spondylopathies
(M45-M49)

- M45** **Ankylosing spondylitis**
 [See site code page XIII-26]
 Rheumatoid arthritis of spine
- Excludes:* arthropathy in Reiter's disease (M02.3)
 Behçet's disease (M35.2)
 juvenile (ankylosing) spondylitis (M08.1)

- M46** **Other inflammatory spondylopathies**
 [See site code page XIII-26]

- M46.0** **Spinal enthesopathy**
 Disorder of ligamentous or muscular attachments of spine

INTERNATIONAL CLASSIFICATION OF DISEASES

M46.1 Sacroiliitis, not elsewhere classified

M46.2 Osteomyelitis of vertebra

M46.3 Infection of intervertebral disc (pyogenic)
Use additional code (B95-B97), if desired, to identify infectious agent.

M46.4 Discitis, unspecified

M46.5 Other infective spondylopathies

M46.8 Other specified inflammatory spondylopathies

M46.9 Inflammatory spondylopathy, unspecified

M47 Spondylosis
[See site code page XIII-26]

Includes: arthrosis or osteoarthritis of spine
degeneration of facet joints

M47.0† Anterior spinal and vertebral artery compression syndromes (G99.2*)

M47.1 Other spondylosis with myelopathy
Spondylogenic compression of spinal cord† (G99.2*)

Excludes: vertebral subluxation (M43.3-M43.5)

M47.2 Other spondylosis with radiculopathy

M47.8 Other spondylosis
Cervical spondylosis }
Lumbosacral spondylosis } without myelopathy or radiculopathy
Thoracic spondylosis }

M47.9 Spondylosis, unspecified

DISEASES OF THE MUSCULOSKELETAL SYSTEM AND CONNECTIVE TISSUE

- M48** **Other spondylopathies**
[See site code page XIII-26]
- M48.0** **Spinal stenosis**
Caudal stenosis
- M48.1** **Ankylosing hyperostosis [Forestier]**
Diffuse idiopathic skeletal hyperostosis [DISH]
- M48.2** **Kissing spine**
- M48.3** **Traumatic spondylopathy**
- M48.4** **Fatigue fracture of vertebra**
Stress fracture of vertebra
- M48.5** **Collapsed vertebra, not elsewhere classified**
Collapsed vertebra NOS
Wedging of vertebra NOS
- Excludes:* collapsed vertebra in osteoporosis (M80.-)
 current injury - see injury of spine by body region.
- M48.8** **Other specified spondylopathies**
Ossification of posterior longitudinal ligament
- M48.9** **Spondylopathy, unspecified**
- M49*** **Spondylopathies in diseases classified elsewhere**
[See site code page XIII-26]
- Excludes:* psoriatic and enteropathic arthropathies (M07.-*, M09.-*)
- M49.0*** **Tuberculosis of spine (A18.0†)**
Pott's curvature
- M49.1*** **Brucella spondylitis (A23.-†)**
- M49.2*** **Enterobacterial spondylitis (A01-A04†)**

INTERNATIONAL CLASSIFICATION OF DISEASES

M49.3* **Spondylopathy in other infectious and parasitic diseases classified elsewhere**
Excludes: neuropathic spondylopathy in tabes dorsalis (M49.4*)

M49.4* **Neuropathic spondylopathy**
Neuropathic spondylopathy in:

- syringomyelia and syringobulbia (G95.0†)
- tabes dorsalis (A52.1†)

M49.5* **Collapsed vertebra in diseases classified elsewhere**
Metastatic fracture of vertebra (C79.5†)

M49.8* **Spondylopathy in other diseases classified elsewhere**

Other dorsopathies (M50-M54)

Excludes: current injury - see injury of spine by body region
discitis NOS (M46.4)

M50

Cervical disc disorders

Includes: cervical disc disorders with cervicalgia
cervicothoracic disc disorders

M50.0† **Cervical disc disorder with myelopathy (G99.2*)**

M50.1 **Cervical disc disorder with radiculopathy**
Excludes: brachial radiculitis NOS (M54.1)

M50.2 **Other cervical disc displacement**

M50.3 **Other cervical disc degeneration**

M50.8 **Other cervical disc disorders**

M50.9 **Cervical disc disorder, unspecified**

DISEASES OF THE MUSCULOSKELETAL SYSTEM AND CONNECTIVE TISSUE

- M51** **Other intervertebral disc disorders**
Includes: thoracic, thoracolumbar and lumbosacral disc disorders
- M51.0† **Lumbar and other intervertebral disc disorders with myelopathy (G99.2*)**
- M51.1† **Lumbar and other intervertebral disc disorders with radiculopathy (G55.1*)**
Sciatica due to intervertebral disc disorder

Excludes: lumbar radiculitis NOS (M54.1)
- M51.2 **Other specified intervertebral disc displacement**
Lumbago due to displacement of intervertebral disc
- M51.3 **Other specified intervertebral disc degeneration**
- M51.4 **Schmorl's nodes**
- M51.8 **Other specified intervertebral disc disorders**
- M51.9 **Intervertebral disc disorder, unspecified**
- M53** **Other dorsopathies, not elsewhere classified**
[See site code page XIII-26]
- M53.0 **Cervicocranial syndrome**
Posterior cervical sympathetic syndrome
- M53.1 **Cervicobrachial syndrome**
Excludes: cervical disc disorder (M50.-)
 thoracic outlet syndrome (G54.0)
- M53.2 **Spinal instabilities**
- M53.3 **Sacrococcygeal disorders, not elsewhere classified**
Coccygodynia
- M53.8 **Other specified dorsopathies**
- M53.9 **Dorsopathy, unspecified**

M54

Dorsalgia

[See site code page XIII-26]

Excludes: psychogenic dorsalgia (F45.4)

M54.0

Panniculitis affecting regions of neck and back

Excludes: panniculitis:

- NOS (M79.3)
- lupus (L93.2)
- relapsing [Weber-Christian] (M35.6)

M54.1

Radiculopathy

Neuritis or radiculitis:

- brachial NOS
- lumbar NOS
- lumbosacral NOS
- thoracic NOS

Radiculitis NOS

Excludes: neuralgia and neuritis NOS (M79.2)

radiculopathy with:

- cervical disc disorder (M50.1)
- lumbar and other intervertebral disc disorder (M51.1)
- spondylosis (M47.2)

M54.2

Cervicalgia

Excludes: cervicalgia due to intervertebral cervical disc disorder (M50.-)

M54.3

Sciatica

Excludes: lesion of sciatic nerve (G57.0)

sciatica:

- due to intervertebral disc disorder (M51.1)
- with lumbago (M54.4)

M54.4

Lumbago with sciatica

Excludes: that due to intervertebral disc disorder (M51.1)

DISEASES OF THE MUSCULOSKELETAL SYSTEM AND CONNECTIVE TISSUE

M54.5 Low back pain

Loin pain
Low back strain
Lumbago NOS

Excludes: lumbago:

- due to intervertebral disc displacement (M51.2)
- with sciatica (M54.4)

M54.6 Pain in thoracic spine

Excludes: pain due to intervertebral disc disorder (M51.-)

M54.8 Other dorsalgia

M54.9 Dorsalgia, unspecified

Backache NOS

Soft tissue disorders

(M60-M79)

Disorders of muscles

(M60-M63)

Excludes: dermatomyositis (M33.-)
muscular dystrophies and myopathies (G71-G72)
myopathy in:

- amyloidosis (E85.-)
- polyarteritis nodosa (M30.0)
- rheumatoid arthritis (M05.3)
- scleroderma (M34.-)
- Sjögren's syndrome (M35.0)
- systemic lupus erythematosus (M32.-)

- M60** **Myositis**
[See site code pages XIII-2—XIII-3]
- M60.0** **Infective myositis**
Tropical pyomyositis

Use additional code (B95-B97), if desired, to identify infectious agent.
- M60.1** **Interstitial myositis**
- M60.2** **Foreign body granuloma of soft tissue, not elsewhere classified**
Excludes: foreign body granuloma of skin and subcutaneous tissue (L92.3)
- M60.8** **Other myositis**
- M60.9** **Myositis, unspecified**
- M61** **Calcification and ossification of muscle**
[See site code pages XIII-2—XIII-3]
- M61.0** **Myositis ossificans traumatica**
- M61.1** **Myositis ossificans progressiva**
Fibrodysplasia ossificans progressiva
- M61.2** **Paralytic calcification and ossification of muscle**
Myositis ossificans associated with quadriplegia or paraplegia
- M61.3** **Calcification and ossification of muscles associated with burns**
Myositis ossificans associated with burns
- M61.4** **Other calcification of muscle**
Excludes: calcific tendinitis (M65.2)
 • of shoulder (M75.3)
- M61.5** **Other ossification of muscle**
- M61.9** **Calcification and ossification of muscle, unspecified**

M62

Other disorders of muscle

[See site code pages XIII-2—XIII-3]

Excludes: cramp and spasm (R25.2)
myalgia (M79.1)
myopathy:
• alcoholic (G72.1)
• drug-induced (G72.0)
stiff-man syndrome (G25.8)

M62.0 Diastasis of muscle

M62.1 Other rupture of muscle (nontraumatic)

Excludes: rupture of tendon (M66.-)
traumatic rupture of muscle - see injury of muscle by body region

M62.2 Ischaemic infarction of muscle

Compartment syndrome, nontraumatic

Excludes: compartment syndrome, traumatic (T79.6)
traumatic ischaemia of muscle (T79.6)
Volkmann's ischaemic contracture (T79.6)

M62.3 Immobility syndrome (paraplegic)

M62.4 Contracture of muscle

Excludes: contracture of joint (M24.5)

M62.5 Muscle wasting and atrophy, not elsewhere classified

Disuse atrophy NEC

M62.6 Muscle strain

Excludes: current injury - see injury of muscle by body region

M62.8 Other specified disorders of muscle

Muscle (sheath) hernia

M62.9 Disorder of muscle, unspecified

INTERNATIONAL CLASSIFICATION OF DISEASES

- M63*** **Disorders of muscle in diseases classified elsewhere**
Excludes: myopathy in:
 • endocrine diseases (G73.5*)
 • metabolic diseases (G73.6*)
- M63.0*** **Myositis in bacterial diseases classified elsewhere**
Myositis in:
 • leprosy [Hansen's disease] (A30.-†)
 • syphilis (A51.4†, A52.7†)
- M63.1*** **Myositis in protozoal and parasitic infections classified elsewhere**
Myositis in:
 • cysticercosis (B69.8†)
 • schistosomiasis [bilharziasis] (B65.-†)
 • toxoplasmosis (B58.8†)
 • trichinellosis (B75†)
- M63.2*** **Myositis in other infectious diseases classified elsewhere**
Myositis in mycosis (B35-B49†)
- M63.3*** **Myositis in sarcoidosis (D86.8†)**
- M63.8*** **Other disorders of muscle in diseases classified elsewhere**

Disorders of synovium and tendon (M65-M68)

- M65** **Synovitis and tenosynovitis**
[See site code pages XIII-2—XIII-3]

Excludes: chronic crepitant synovitis of hand and wrist (M70.0)
 current injury - see injury of ligament or tendon by body region
 soft tissue disorders related to use, overuse and pressure (M70.-)
- M65.0** **Abscess of tendon sheath**
Use additional code (B95-B96), if desired, to identify bacterial agent.
- M65.1** **Other infective (teno)synovitis**

DISEASES OF THE MUSCULOSKELETAL SYSTEM AND CONNECTIVE TISSUE

M65.2 Calcific tendinitis

Excludes: of shoulder (M75.3)
 specified tendinitis (M75-M77)

M65.3 Trigger finger

Nodular tendinous disease

M65.4 Radial styloid tenosynovitis [de Quervain]

M65.8 Other synovitis and tenosynovitis

M65.9 Synovitis and tenosynovitis, unspecified

M66

Spontaneous rupture of synovium and tendon

[See site code pages XIII-2—XIII-3]

Includes: rupture that occurs when a normal force is applied to tissues that are
 inferred to have less than normal strength

Excludes: rotator cuff syndrome (M75.1)
 rupture where an abnormal force is applied to normal tissue - see injury
 of tendon by body region

M66.0 Rupture of popliteal cyst

M66.1 Rupture of synovium

Rupture of synovial cyst

Excludes: rupture of popliteal cyst (M66.0)

M66.2 Spontaneous rupture of extensor tendons

M66.3 Spontaneous rupture of flexor tendons

M66.4 Spontaneous rupture of other tendons

M66.5 Spontaneous rupture of unspecified tendon

Rupture at musculotendinous junction, nontraumatic

INTERNATIONAL CLASSIFICATION OF DISEASES

- M67** **Other disorders of synovium and tendon**
Excludes: palmar fascial fibromatosis [Dupuytren] (M72.0)
 tendinitis NOS (M77.9)
 xanthomatosis localized to tendons (E78.2)
- M67.0** **Short Achilles tendon (acquired)**
- M67.1** **Other contracture of tendon (sheath)**
Excludes: with contracture of joint (M24.5)
- M67.2** **Synovial hypertrophy, not elsewhere classified**
Excludes: villonodular synovitis (pigmented) (M12.2)
- M67.3** **Transient synovitis**
Toxic synovitis

Excludes: palindromic rheumatism (M12.3)
- M67.4** **Ganglion**
Ganglion of joint or tendon (sheath)

Excludes: cyst of:
 • bursa } (M71.2-M71.3)
 • synovium }
 ganglion in jaws (A66.6)
- M67.8** **Other specified disorders of synovium and tendon**
- M67.9** **Disorder of synovium and tendon, unspecified**
- M68*** **Disorders of synovium and tendon in diseases classified elsewhere**
- M68.0*** **Synovitis and tenosynovitis in bacterial diseases classified elsewhere**
Synovitis or tenosynovitis in:
• gonorrhoea (A54.4†)
• syphilis (A52.7†)
• tuberculosis (A18.0†)
- M68.8*** **Other disorders of synovium and tendon in diseases classified elsewhere**

Other soft tissue disorders
(M70-M79)

M70 **Soft tissue disorders related to use, overuse and pressure**
[See site code pages XIII-2—XIII-3]

Includes: soft tissue disorders of occupational origin

Excludes: bursitis (of):
 • NOS (M71.9)
 • shoulder (M75.5)
 enthesopathies (M76-M77)

- M70.0** **Chronic crepitant synovitis of hand and wrist**
- M70.1** **Bursitis of hand**
- M70.2** **Olecranon bursitis**
- M70.3** **Other bursitis of elbow**
- M70.4** **Prepatellar bursitis**
- M70.5** **Other bursitis of knee**
- M70.6** **Trochanteric bursitis**
Trochanteric tendinitis
- M70.7** **Other bursitis of hip**
Ischial bursitis
- M70.8** **Other soft tissue disorders related to use, overuse and pressure**
- M70.9** **Unspecified soft tissue disorder related to use, overuse and pressure**

M71

Other bursopathies

[See site code pages XIII-2—XIII-3]

Excludes: bunion (M20.1)
bursitis related to use, overuse and pressure (M70.-)
enthesopathies (M76-M77)

M71.0 Abscess of bursa

M71.1 Other infective bursitis

M71.2 Synovial cyst of popliteal space [Baker]

Excludes: with rupture (M66.0)

M71.3 Other bursal cyst
Synovial cyst NOS

Excludes: synovial cyst with rupture (M66.1)

M71.4 Calcium deposit in bursa

Excludes: of shoulder (M75.3)

M71.5 Other bursitis, not elsewhere classified

Excludes: bursitis (of):

- NOS (M71.9)
- shoulder (M75.5)
- tibial collateral [Pellegrini-Stieda] (M76.4)

M71.8 Other specified bursopathies

M71.9 Bursopathy, unspecified

Bursitis NOS

M72

Fibroblastic disorders

[See site code pages XIII-2—XIII-3]

Excludes: retroperitoneal fibromatosis (D48.3)

M72.0 Palmar fascial fibromatosis [Dupuytren]

DISEASES OF THE MUSCULOSKELETAL SYSTEM AND CONNECTIVE TISSUE

M72.1 **Knuckle pads**

M72.2 **Plantar fascial fibromatosis**
Plantar fasciitis

M72.4 **Pseudosarcomatous fibromatosis**
Nodular fasciitis

M72.6 **Necrotizing fasciitis**
Use additional code, if desired, to identify infectious agent.

M72.8 **Other fibroblastic disorders**
Abscess of fascia

- Excludes:* fasciitis:
- diffuse (eosinophilic) (M35.4)
 - necrotizing (M72.6)
 - nodular (M72.4)
 - perirenal:
 - NOS (N13.5)
 - with infection (N13.6)
 - plantar (M72.2)

M72.9 **Fibroblastic disorder, unspecified**
Fasciitis NOS
Fibromatosis NOS

M73* **Soft tissue disorders in diseases classified elsewhere**
[See site code pages XIII-2—XIII-3]

M73.0* **Gonococcal bursitis (A54.4†)**

M73.1* **Syphilitic bursitis (A52.7†)**

M73.8* **Other soft tissue disorders in diseases classified elsewhere**

M75 **Shoulder lesions**

Excludes: shoulder-hand syndrome (M89.0)

INTERNATIONAL CLASSIFICATION OF DISEASES

- M75.0** **Adhesive capsulitis of shoulder**
Frozen shoulder
Periarthritis of shoulder
- M75.1** **Rotator cuff syndrome**
Rotator cuff or supraspinatus tear or rupture (complete)(incomplete), not specified
as traumatic
Supraspinatus syndrome
- M75.2** **Bicipital tendinitis**
- M75.3** **Calcific tendinitis of shoulder**
Calcified bursa of shoulder
- M75.4** **Impingement syndrome of shoulder**
- M75.5** **Bursitis of shoulder**
- M75.8** **Other shoulder lesions**
- M75.9** **Shoulder lesion, unspecified**
- M76** **Enthesopathies of lower limb, excluding foot**
[See site code pages XIII-2—XIII-3]
- Note:* The superficially specific terms bursitis, capsulitis and tendinitis tend to be used indiscriminately for various disorders of peripheral ligamentous or muscular attachments; most of these conditions have been brought together as enthesopathies which is the generic term for lesions at these sites.
- Excludes:* bursitis due to use, overuse and pressure (M70.-)
- M76.0** **Gluteal tendinitis**
- M76.1** **Psoas tendinitis**
- M76.2** **Iliac crest spur**
- M76.3** **Iliotibial band syndrome**

DISEASES OF THE MUSCULOSKELETAL SYSTEM AND CONNECTIVE TISSUE

- M76.4** **Tibial collateral bursitis [Pellegrini-Stieda]**
- M76.5** **Patellar tendinitis**
- M76.6** **Achilles tendinitis**
Achilles bursitis
- M76.7** **Peroneal tendinitis**
- M76.8** **Other enthesopathies of lower limb, excluding foot**
Anterior tibial syndrome
Posterior tibial tendinitis
- M76.9** **Enthesopathy of lower limb, unspecified**
- M77** **Other enthesopathies**
[See site code pages XIII-2—XIII-3]
- Excludes:* bursitis:
- NOS (M71.9)
 - due to use, overuse and pressure (M70.-)
- osteophyte (M25.7)
spinal enthesopathy (M46.0)
- M77.0** **Medial epicondylitis**
- M77.1** **Lateral epicondylitis**
Tennis elbow
- M77.2** **Periarthritis of wrist**
- M77.3** **Calcaneal spur**
- M77.4** **Metatarsalgia**
Excludes: Morton's metatarsalgia (G57.6)
- M77.5** **Other enthesopathy of foot**
- M77.8** **Other enthesopathies, not elsewhere classified**

M77.9 Enthesopathy, unspecified

Bone spur NOS
Capsulitis NOS
Periarthritis NOS
Tendinitis NOS

M79

Other soft tissue disorders, not elsewhere classified

[See site code pages XIII-2—XIII-3]

Excludes: soft tissue pain, psychogenic (F45.4)

M79.0 Rheumatism, unspecified

Excludes: fibromyalgia (M79.7)
palindromic rheumatism (M12.3)

M79.1 Myalgia

Excludes: myositis (M60.-)

M79.2 Neuralgia and neuritis, unspecified

Excludes: mononeuropathies (G56-G58)
radiculitis:
 • NOS
 • brachial NOS
 • lumbosacral NOS } (M54.1)
sciatica (M54.3-M54.4)

M79.3 Panniculitis, unspecified

Excludes: panniculitis:
 • lupus (L93.2)
 • neck and back (M54.0)
 • relapsing [Weber-Christian] (M35.6)

M79.4 Hypertrophy of (infrapatellar) fat pad

M79.5 Residual foreign body in soft tissue

Excludes: foreign body granuloma of:
 • skin and subcutaneous tissue (L92.3)
 • soft tissue (M60.2)

- M79.6** **Pain in limb**
- M79.7** **Fibromyalgia**
Fibromyositis
Fibrositis
Myofibrositis
- M79.8** **Other specified soft tissue disorders**
- M79.9** **Soft tissue disorder, unspecified**

**Osteopathies and chondropathies
(M80-M94)**

*Disorders of bone density and structure
(M80-M85)*

- M80** **Osteoporosis with pathological fracture**
[See site code pages XIII-2—XIII-3]
- Includes:* osteoporotic vertebral collapse and wedging
- Excludes:* collapsed vertebra NOS (M48.5)
 pathological fracture NOS (M84.4)
 wedging of vertebra NOS (M48.5)
- M80.0** **Postmenopausal osteoporosis with pathological fracture**
- M80.1** **Postophorectomy osteoporosis with pathological fracture**
- M80.2** **Osteoporosis of disuse with pathological fracture**
- M80.3** **Postsurgical malabsorption osteoporosis with pathological fracture**
- M80.4** **Drug-induced osteoporosis with pathological fracture**
Use additional external cause code (Chapter XX), if desired, to identify drug.
- M80.5** **Idiopathic osteoporosis with pathological fracture**

INTERNATIONAL CLASSIFICATION OF DISEASES

- M80.8** **Other osteoporosis with pathological fracture**
- M80.9** **Unspecified osteoporosis with pathological fracture**
- M81** **Osteoporosis without pathological fracture**
[See site code pages XIII-2—XIII-3]
- Excludes:* osteoporosis with pathological fracture (M80.-)
- M81.0** **Postmenopausal osteoporosis**
- M81.1** **Postoophorectomy osteoporosis**
- M81.2** **Osteoporosis of disuse**
Excludes: Sudeck's atrophy (M89.0)
- M81.3** **Postsurgical malabsorption osteoporosis**
- M81.4** **Drug-induced osteoporosis**
Use additional external cause code (Chapter XX), if desired, to identify drug.
- M81.5** **Idiopathic osteoporosis**
- M81.6** **Localized osteoporosis [Lequesne]**
Excludes: Sudeck's atrophy (M89.0)
- M81.8** **Other osteoporosis**
Senile osteoporosis
- M81.9** **Osteoporosis, unspecified**
- M82*** **Osteoporosis in diseases classified elsewhere**
[See site code pages XIII-2—XIII-3]
- M82.0*** **Osteoporosis in multiple myelomatosis (C90.0†)**
- M82.1*** **Osteoporosis in endocrine disorders (E00-E34†)**
- M82.8*** **Osteoporosis in other diseases classified elsewhere**

M83

Adult osteomalacia

[See site code pages XIII-2—XIII-3]

Excludes: osteomalacia:

- infantile and juvenile (E55.0)
 - vitamin-D-resistant (E83.3)
- renal osteodystrophy (N25.0)
rickets (active) (E55.0)
- sequelae (E64.3)
 - vitamin-D-resistant (E83.3)

M83.0 Puerperal osteomalacia

M83.1 Senile osteomalacia

M83.2 Adult osteomalacia due to malabsorption
Postsurgical malabsorption osteomalacia in adults

M83.3 Adult osteomalacia due to malnutrition

M83.4 Aluminium bone disease

M83.5 Other drug-induced osteomalacia in adults
Use additional external cause code (Chapter XX), if desired, to identify drug.

M83.8 Other adult osteomalacia

M83.9 Adult osteomalacia, unspecified

M84

Disorders of continuity of bone

[See site code pages XIII-2—XIII-3]

M84.0 Malunion of fracture

M84.1 Nonunion of fracture [pseudarthrosis]
Excludes: pseudarthrosis after fusion or arthrodesis (M96.0)

M84.2 Delayed union of fracture

INTERNATIONAL CLASSIFICATION OF DISEASES

- M84.3** **Stress fracture, not elsewhere classified**
Stress fracture NOS
- Excludes:* stress fracture of vertebra (M48.4)
- M84.4** **Pathological fracture, not elsewhere classified**
Pathological fracture NOS
- Excludes:* collapsed vertebra NEC (M48.5)
 pathological fracture in osteoporosis (M80.-)
- M84.8** **Other disorders of continuity of bone**
- M84.9** **Disorder of continuity of bone, unspecified**
- M85** **Other disorders of bone density and structure**
[See site code pages XIII-2—XIII-3]
- Excludes:* osteogenesis imperfecta (Q78.0)
 osteopetrosis (Q78.2)
 osteopoikilosis (Q78.8)
 polyostotic fibrous dysplasia (Q78.1)
- M85.0** **Fibrous dysplasia (monostotic)**
Excludes: fibrous dysplasia of jaw (K10.8)
- M85.1** **Skeletal fluorosis**
- M85.2** **Hyperostosis of skull**
- M85.3** **Osteitis condensans**
- M85.4** **Solitary bone cyst**
Excludes: solitary cyst of jaw (K09.1-K09.2)
- M85.5** **Aneurysmal bone cyst**
Excludes: aneurysmal cyst of jaw (K09.2)

M85.6 **Other cyst of bone**
Excludes: cyst of jaw NEC (K09.1-K09.2)
 osteitis fibrosa cystica generalisata [von Recklinghausen's disease of
 bone] (E21.0)

M85.8 **Other specified disorders of bone density and structure**
Hyperostosis of bones, except skull
Osteosclerosis, acquired

Excludes: diffuse idiopathic skeletal hyperostosis [DISH] (M48.1)
 osteosclerosis:
 • congenita (Q77.4)
 • myelofibrosis (D75.8)

M85.9 **Disorder of bone density and structure, unspecified**

Other osteopathies
(M86-M90)

Excludes: postprocedural osteopathies (M96.-)

M86

Osteomyelitis

[See site code pages XIII-2—XIII-3]

Use additional code (B95-B97), if desired, to identify infectious agent.

Excludes: osteomyelitis (of):
 • due to salmonella (A01-A02)
 • jaw (K10.2)
 • vertebra (M46.2)

M86.0 **Acute haematogenous osteomyelitis**

M86.1 **Other acute osteomyelitis**

M86.2 **Subacute osteomyelitis**

M86.3 **Chronic multifocal osteomyelitis**

M86.4 **Chronic osteomyelitis with draining sinus**

INTERNATIONAL CLASSIFICATION OF DISEASES

- M86.5** **Other chronic haematogenous osteomyelitis**
- M86.6** **Other chronic osteomyelitis**
- M86.8** **Other osteomyelitis**
Brodie's abscess
- M86.9** **Osteomyelitis, unspecified**
Infection of bone NOS
Periostitis without mention of osteomyelitis
- M87** **Osteonecrosis**
[See site code pages XIII-2—XIII-3]
Includes: avascular necrosis of bone
Excludes: osteochondropathies (M91-M93)
- M87.0** **Idiopathic aseptic necrosis of bone**
- M87.1** **Osteonecrosis due to drugs**
Use additional external cause code (Chapter XX), if desired, to identify drug.
- M87.2** **Osteonecrosis due to previous trauma**
- M87.3** **Other secondary osteonecrosis**
- M87.8** **Other osteonecrosis**
- M87.9** **Osteonecrosis, unspecified**
- M88** **Paget's disease of bone [osteitis deformans]**
[See site code pages XIII-2—XIII-3]
- M88.0** **Paget's disease of skull**
- M88.8** **Paget's disease of other bones**
- M88.9** **Paget's disease of bone, unspecified**

- M89** **Other disorders of bone**
[See site code pages XIII-2—XIII-3]
- M89.0** **Algoneurodystrophy**
Shoulder-hand syndrome
Sudeck's atrophy
Sympathetic reflex dystrophy
- M89.1** **Epiphyseal arrest**
- M89.2** **Other disorders of bone development and growth**
- M89.3** **Hypertrophy of bone**
- M89.4** **Other hypertrophic osteoarthropathy**
Marie-Bamberger disease
Pachydermoperiostosis
- M89.5** **Osteolysis**
- M89.6** **Osteopathy after poliomyelitis**
Use additional code (B91), if desired, to identify previous poliomyelitis.

Excludes: postpolio syndrome (G14)
- M89.8** **Other specified disorders of bone**
Infantile cortical hyperostoses
Post-traumatic subperiosteal ossification
- M89.9** **Disorder of bone, unspecified**
- M90*** **Osteopathies in diseases classified elsewhere**
[See site code pages XIII-2—XIII-3]
- M90.0*** **Tuberculosis of bone (A18.0†)**
Excludes: tuberculosis of spine (M49.0*)
- M90.1*** **Periostitis in other infectious diseases classified elsewhere**
Secondary syphilitic periostitis (A51.4†)

INTERNATIONAL CLASSIFICATION OF DISEASES

- M90.2*** **Osteopathy in other infectious diseases classified elsewhere**
Osteomyelitis:
- echinococcal (B67.2†)
 - gonococcal (A54.4†)
 - salmonella (A02.2†)
- Syphilitic osteopathy or osteochondropathy (A50.5†, A52.7†)
- M90.3*** **Osteonecrosis in caisson disease (T70.3†)**
- M90.4*** **Osteonecrosis due to haemoglobinopathy (D50-D64†)**
- M90.5*** **Osteonecrosis in other diseases classified elsewhere**
- M90.6*** **Osteitis deformans in neoplastic disease (C00-D48†)**
Osteitis deformans in malignant neoplasm of bone (C40-C41†)
- M90.7*** **Fracture of bone in neoplastic disease (C00-D48†)**
Excludes: collapse of vertebra in neoplastic disease (M49.5*)
- M90.8*** **Osteopathy in other diseases classified elsewhere**
Osteopathy in renal osteodystrophy (N25.0†)

Chondropathies (M91-M94)

Excludes: postprocedural chondropathies (M96.-)

M91

Juvenile osteochondrosis of hip and pelvis
[See site code pages XIII-2—XIII-3]

Excludes: slipped upper femoral epiphysis (nontraumatic) (M93.0)

- M91.0** **Juvenile osteochondrosis of pelvis**
Osteochondrosis (juvenile) of:
- acetabulum
 - iliac crest [Buchanan]
 - ischiopubic synchondrosis [van Neck]
 - symphysis pubis [Pierson]

- M91.1** **Juvenile osteochondrosis of head of femur [Legg-Calvé-Perthes]**
- M91.2** **Coxa plana**
Hip deformity due to previous juvenile osteochondrosis
- M91.3** **Pseudocoxalgia**
- M91.8** **Other juvenile osteochondrosis of hip and pelvis**
Juvenile osteochondrosis after reduction of congenital dislocation of hip
- M91.9** **Juvenile osteochondrosis of hip and pelvis, unspecified**
- M92** **Other juvenile osteochondrosis**
- M92.0** **Juvenile osteochondrosis of humerus**
Osteochondrosis (juvenile) of:
- capitulum of humerus [Panner]
 - head of humerus [Haas]
- M92.1** **Juvenile osteochondrosis of radius and ulna**
Osteochondrosis (juvenile) of:
- lower ulna [Burns]
 - radial head [Brailsford]
- M92.2** **Juvenile osteochondrosis of hand**
Osteochondrosis (juvenile) of:
- carpal lunate [Kienböck]
 - metacarpal heads [Mauclaire]
- M92.3** **Other juvenile osteochondrosis of upper limb**
- M92.4** **Juvenile osteochondrosis of patella**
Osteochondrosis (juvenile) of:
- primary patellar centre [Köhler]
 - secondary patellar centre [Sinding-Larsen]

INTERNATIONAL CLASSIFICATION OF DISEASES

- M92.5** **Juvenile osteochondrosis of tibia and fibula**
Osteochondrosis (juvenile) of:
- proximal tibia [Blount]
 - tibial tubercle [Osgood-Schlatter]
- Tibia vara
- M92.6** **Juvenile osteochondrosis of tarsus**
Osteochondrosis (juvenile) of:
- calcaneum [Sever]
 - os tibiale externum [Haglund]
 - talus [Diaz]
 - tarsal navicular [Köhler]
- M92.7** **Juvenile osteochondrosis of metatarsus**
Osteochondrosis (juvenile) of:
- fifth metatarsus [Iselin]
 - second metatarsus [Freiberg]
- M92.8** **Other specified juvenile osteochondrosis**
Calcaneal apophysitis
- M92.9** **Juvenile osteochondrosis, unspecified**
- | | | |
|-----------------|---|---|
| Apophysitis | } | specified as juvenile,
of unspecified site |
| Epiphysitis | | |
| Osteochondritis | | |
| Osteochondrosis | | |
- M93** **Other osteochondropathies**
Excludes: osteochondrosis of spine (M42.-)
- M93.0** **Slipped upper femoral epiphysis (nontraumatic)**
- M93.1** **Kienböck's disease of adults**
Adult osteochondrosis of carpal lunate
- M93.2** **Osteochondritis dissecans**

DISEASES OF THE MUSCULOSKELETAL SYSTEM AND CONNECTIVE TISSUE

M93.8 **Other specified osteochondropathies**

M93.9 **Osteochondropathy, unspecified**

Apophysitis Epiphysitis Osteochondritis Osteochondrosis	}	not specified as adult or juvenile, of unspecified site
--	---	--

M94 **Other disorders of cartilage**
[See site code pages XIII-2—XIII-3]

M94.0 **Chondrocostal junction syndrome [Tietze]**
Costochondritis

M94.1 **Relapsing polychondritis**

M94.2 **Chondromalacia**
Excludes: chondromalacia patellae (M22.4)

M94.3 **Chondrolysis**

M94.8 **Other specified disorders of cartilage**

M94.9 **Disorder of cartilage, unspecified**

**Other disorders of the musculoskeletal system and connective tissue
(M95-M99)**

M95 **Other acquired deformities of musculoskeletal system and connective tissue**

Excludes: acquired:

- absence of limbs and organs (Z89-Z90)
- deformities of limbs (M20-M21)

congenital malformations and deformations of the musculoskeletal system (Q65-Q79)
deforming dorsopathies (M40-M43)
dentofacial anomalies [including malocclusion] (K07.-)
postprocedural musculoskeletal disorders (M96.-)

INTERNATIONAL CLASSIFICATION OF DISEASES

- M95.0** **Acquired deformity of nose**
Excludes: deviated nasal septum (J34.2)
- M95.1** **Cauliflower ear**
Excludes: other acquired deformities of ear (H61.1)
- M95.2** **Other acquired deformity of head**
- M95.3** **Acquired deformity of neck**
- M95.4** **Acquired deformity of chest and rib**
- M95.5** **Acquired deformity of pelvis**
Excludes: maternal care for known or suspected disproportion (O33.-)
- M95.8** **Other specified acquired deformities of musculoskeletal system**
- M95.9** **Acquired deformity of musculoskeletal system, unspecified**
- M96** **Postprocedural musculoskeletal disorders, not elsewhere classified**
Excludes: arthropathy following intestinal bypass (M02.0)
 disorders associated with osteoporosis (M80-M81)
 presence of functional implants and other devices (Z95-Z97)
- M96.0** **Pseudarthrosis after fusion or arthrodesis**
- M96.1** **Postlaminectomy syndrome, not elsewhere classified**
- M96.2** **Postradiation kyphosis**
- M96.3** **Postlaminectomy kyphosis**
- M96.4** **Postsurgical lordosis**
- M96.5** **Postradiation scoliosis**
- M96.6** **Fracture of bone following insertion of orthopaedic implant, joint prosthesis, or bone plate**
Excludes: complication of internal orthopaedic devices, implants or grafts (T84.-)

DISEASES OF THE MUSCULOSKELETAL SYSTEM AND CONNECTIVE TISSUE

M96.8 **Other postprocedural musculoskeletal disorders**
Instability of joint secondary to removal of joint prosthesis

M96.9 **Postprocedural musculoskeletal disorder, unspecified**

M99 **Biomechanical lesions, not elsewhere classified**

Note: This category should not be used if the condition can be classified elsewhere.

The following supplementary subclassification to indicate the site of lesions is provided for optional use with appropriate subcategories in M99.-; see also note on page XIII-2.

0	Head region	occipitocervical
1	Cervical region	cervicothoracic
2	Thoracic region	thoracolumbar
3	Lumbar region	lumbosacral
4	Sacral region	sacroccocygeal, sacroiliac
5	Pelvic region	hip, pubic
6	Lower extremity	
7	Upper extremity	acromioclavicular, sternoclavicular
8	Rib cage	costochondral, costovertebral, sternochondral
9	Abdomen and other	

M99.0 **Segmental and somatic dysfunction**

M99.1 **Subluxation complex (vertebral)**

M99.2 **Subluxation stenosis of neural canal**

M99.3 **Osseous stenosis of neural canal**

INTERNATIONAL CLASSIFICATION OF DISEASES

- M99.4** **Connective tissue stenosis of neural canal**
- M99.5** **Intervertebral disc stenosis of neural canal**
- M99.6** **Osseous and subluxation stenosis of intervertebral foramina**
- M99.7** **Connective tissue and disc stenosis of intervertebral foramina**
- M99.8** **Other biomechanical lesions**
- M99.9** **Biomechanical lesion, unspecified**

CHAPTER XIV

Diseases of the genitourinary system (N00-N99)

Excludes: certain conditions originating in the perinatal period (P00-P96)
certain infectious and parasitic diseases (A00-B99)
complications of pregnancy, childbirth and the puerperium (O00-O99)
congenital malformations, deformations and chromosomal abnormalities (Q00-Q99)
endocrine, nutritional and metabolic diseases (E00-E90)
injury, poisoning and certain other consequences of external causes (S00-T98)
neoplasms (C00-D48)
symptoms, signs and abnormal clinical and laboratory findings, not elsewhere classified (R00-R99)

This chapter contains the following blocks:

N00-N08	Glomerular diseases
N10-N16	Renal tubulo-interstitial diseases
N17-N19	Renal failure
N20-N23	Urolithiasis
N25-N29	Other disorders of kidney and ureter
N30-N39	Other diseases of urinary system
N40-N51	Diseases of male genital organs
N60-N64	Disorders of breast
N70-N77	Inflammatory diseases of female pelvic organs
N80-N98	Noninflammatory disorders of female genital tract
N99	Other disorders of genitourinary tract

Asterisk categories for this chapter are provided as follows:

N08*	Glomerular disorders in diseases classified elsewhere
N16*	Renal tubulo-interstitial disorders in diseases classified elsewhere
N22*	Calculus of urinary tract in diseases classified elsewhere
N29*	Other disorders of kidney and ureter in diseases classified elsewhere
N33*	Bladder disorders in diseases classified elsewhere
N37*	Urethral disorders in diseases classified elsewhere
N51*	Disorders of male genital organs in diseases classified elsewhere
N74*	Female pelvic inflammatory disorders in diseases classified elsewhere
N77*	Vulvovaginal ulceration and inflammation in diseases classified elsewhere

INTERNATIONAL CLASSIFICATION OF DISEASES

Glomerular diseases (N00-N08)

Use additional code, if desired, to identify associated chronic kidney disease (N18.-).

Use additional code, if desired, to identify external cause (Chapter XX) or presence of renal failure, acute (N17) or unspecified (N19).

Excludes: hypertensive renal disease (I12.-)

The following fourth-character subdivisions classify morphological changes and are for use with categories N00-N07. Subdivisions .0-.8 should not normally be used unless these have been specifically identified (e.g. by renal biopsy or autopsy). The three-character categories relate to clinical syndromes.

.0 Minor glomerular abnormality

Minimal change lesion

.1 Focal and segmental glomerular lesions

Focal and segmental:

- hyalinosis
- sclerosis

Focal glomerulonephritis

.2 Diffuse membranous glomerulonephritis

.3 Diffuse mesangial proliferative glomerulonephritis

.4 Diffuse endocapillary proliferative glomerulonephritis

.5 Diffuse mesangiocapillary glomerulonephritis

Membranoproliferative glomerulonephritis, types 1 and 3, or NOS

.6 Dense deposit disease

Membranoproliferative glomerulonephritis, type 2

.7 Diffuse crescentic glomerulonephritis

Extracapillary glomerulonephritis

.8 Other

Proliferative glomerulonephritis NOS

.9 Unspecified

N00

Acute nephritic syndrome

[See page XIV-2 for subdivisions]

Includes: acute:

- glomerular disease
- glomerulonephritis
- nephritis
- renal disease NOS

Excludes: acute infectious tubulo-interstitial nephritis (N10)
nephritic syndrome NOS (N05.-)

N01

Rapidly progressive nephritic syndrome

[See page XIV-2 for subdivisions]

Includes: rapidly progressive:

- glomerular disease
- glomerulonephritis
- nephritis

Excludes: nephritic syndrome NOS (N05.-)

N02

Recurrent and persistent haematuria

[See page XIV-2 for subdivisions]

Includes: haematuria:

- benign (familial)(of childhood)
- with morphological lesion specified in .0-.8 on page XIV-2

Excludes: haematuria NOS (R31)

N03

Chronic nephritic syndrome

[See page XIV-2 for subdivisions]

- Includes:** chronic:
- glomerular disease
 - glomerulonephritis
 - nephritis

Excludes: chronic tubulo-interstitial nephritis (N11.-)
diffuse sclerosing glomerulonephritis (N18.-)
nephritic syndrome NOS (N05.-)

N04

Nephrotic syndrome

[See page XIV-2 for subdivisions]

- Includes:** congenital nephrotic syndrome
lipoid nephrosis

N05

Unspecified nephritic syndrome

[See page XIV-2 for subdivisions]

- Includes:** glomerular disease } NOS
glomerulonephritis }
nephritis }
nephropathy NOS and renal disease NOS with morphological lesion
specified in .0-.8 on page XIV-2

Excludes: nephropathy NOS with no stated morphological lesion (N28.9)
renal disease NOS with no stated morphological lesion (N28.9)
tubulo-interstitial nephritis NOS (N12)

N06

Isolated proteinuria with specified morphological lesion

[See page XIV-2 for subdivisions]

Includes: proteinuria (isolated)(orthostatic)(persistent) with morphological lesion specified in .0-.8 on page XIV-2

Excludes: proteinuria:

- NOS (R80)
- Bence Jones (R80)
- gestational (O12.1)
- isolated NOS (R80)
- orthostatic NOS (N39.2)
- persistent NOS (N39.1)

N07

Hereditary nephropathy, not elsewhere classified

[See page XIV-2 for subdivisions]

Excludes: Alport's syndrome (Q87.8)
hereditary amyloid nephropathy (E85.0)
nail patella syndrome (Q87.2)
non-neuropathic hereditary familial amyloidosis (E85.0)

N08*

Glomerular disorders in diseases classified elsewhere

Includes: nephropathy in diseases classified elsewhere

Excludes: renal tubulo-interstitial disorders in diseases classified elsewhere (N16.-*)

N08.0*

Glomerular disorders in infectious and parasitic diseases classified elsewhere

Glomerular disorders in:

- *Plasmodium malariae* malaria (B52.0†)
- mumps (B26.8†)
- schistosomiasis [bilharziasis] (B65.-†)
- septicaemia (A40-A41 †)
- strongyloidiasis (B78.-†)
- syphilis (A52.7†)

INTERNATIONAL CLASSIFICATION OF DISEASES

- N08.1*** **Glomerular disorders in neoplastic diseases**
Glomerular disorders in:
- multiple myeloma (C90.0†)
 - Waldenström's macroglobulinaemia (C88.0†)
- N08.2*** **Glomerular disorders in blood diseases and disorders involving the immune mechanism**
Glomerular disorders in:
- cryoglobulinaemia (D89.1†)
 - disseminated intravascular coagulation [defibrination syndrome] (D65†)
 - haemolytic-uraemic syndrome (D59.3†)
 - Henoch(-Schönlein) purpura (D69.0†)
 - sickle-cell disorders (D57.-†)
- N08.3*** **Glomerular disorders in diabetes mellitus (E10-E14† with common fourth character .2)**
- N08.4*** **Glomerular disorders in other endocrine, nutritional and metabolic diseases**
Glomerular disorders in:
- amyloidosis (E85.-†)
 - Fabry(-Anderson) disease (E75.2†)
 - lecithin cholesterol acyltransferase deficiency (E78.6†)
- N08.5*** **Glomerular disorders in systemic connective tissue disorders**
Glomerular disorders in:
- Goodpasture's syndrome (M31.0†)
 - microscopic polyangiitis (M31.7†)
 - systemic lupus erythematosus (M32.1†)
 - thrombotic thrombocytopenic purpura (M31.1†)
 - Wegener's granulomatosis (M31.3†)
- N08.8*** **Glomerular disorders in other diseases classified elsewhere**
Glomerular disorders in subacute bacterial endocarditis (I33.0†)

**Renal tubulo-interstitial diseases
(N10-N16)**

Includes: pyelonephritis

Excludes: pyeloureteritis cystica (N28.8)

Use additional code, if desired, to identify associated chronic kidney disease (N18.-)

N10

Acute tubulo-interstitial nephritis

Acute:

- infectious interstitial nephritis
- pyelitis
- pyelonephritis

Use additional code (B95-B97), if desired, to identify infectious agent.

N11

Chronic tubulo-interstitial nephritis

Includes: chronic:

- infectious interstitial nephritis
- pyelitis
- pyelonephritis

Use additional code, if desired, to identify associated chronic kidney disease (N18.-)

N11.0

Nonobstructive reflux-associated chronic pyelonephritis

Pyelonephritis (chronic) associated with (vesicoureteral) reflux

Excludes: vesicoureteral reflux NOS (N13.7)

N11.1 Chronic obstructive pyelonephritis
Pyelonephritis (chronic) associated with:

<ul style="list-style-type: none">• anomaly• kinking• obstruction• stricture	} of {	<ul style="list-style-type: none">pelviureteric junctionpyeloureteric junctionureter
---	--------	--

Excludes: calculous pyelonephritis (N20.9)
obstructive uropathy (N13.-)

N11.8 Other chronic tubulo-interstitial nephritis
Nonobstructive chronic pyelonephritis NOS

N11.9 Chronic tubulo-interstitial nephritis, unspecified
Chronic:

- interstitial nephritis NOS
- pyelitis NOS
- pyelonephritis NOS

N12 Tubulo-interstitial nephritis, not specified as acute or chronic
Interstitial nephritis NOS
Pyelitis NOS
Pyelonephritis NOS

Excludes: calculous pyelonephritis (N20.9)

N13 Obstructive and reflux uropathy
Excludes: calculus of kidney and ureter without hydronephrosis (N20.-)
congenital obstructive defects of renal pelvis and ureter (Q62.0-Q62.3)
obstructive pyelonephritis (N11.1)

N13.0 Hydronephrosis with ureteropelvic junction obstruction
Excludes: with infection (N13.6)

N13.1 Hydronephrosis with ureteral stricture, not elsewhere classified
Excludes: with infection (N13.6)

N13.2 Hydronephrosis with renal and ureteral calculous obstruction

Excludes: with infection (N13.6)

N13.3 Other and unspecified hydronephrosis

Excludes: with infection (N13.6)

N13.4 Hydroureter

Excludes: with infection (N13.6)

N13.5 Kinking and stricture of ureter without hydronephrosis

Excludes: with infection (N13.6)

N13.6 Pyonephrosis

Conditions in N13.0-N13.5 with infection

Obstructive uropathy with infection

Use additional code (B95-B97), if desired, to identify infectious agent.

N13.7 Vesicoureteral-reflux-associated uropathy

Vesicoureteral reflux:

- NOS
- with scarring

Excludes: reflux-associated pyelonephritis (N11.0)

N13.8 Other obstructive and reflux uropathy

N13.9 Obstructive and reflux uropathy, unspecified

Urinary tract obstruction NOS

N14

Drug- and heavy-metal-induced tubulo-interstitial and tubular conditions

Use additional external cause code (Chapter XX), if desired, to identify toxic agent.

N14.0 Analgesic nephropathy

N14.1 Nephropathy induced by other drugs, medicaments and biological substances

INTERNATIONAL CLASSIFICATION OF DISEASES

N14.2 **Nephropathy induced by unspecified drug, medicament or biological substance**

N14.3 **Nephropathy induced by heavy metals**

N14.4 **Toxic nephropathy, not elsewhere classified**

N15 **Other renal tubulo-interstitial diseases**

N15.0 **Balkan nephropathy**
Balkan endemic nephropathy

N15.1 **Renal and perinephric abscess**

N15.8 **Other specified renal tubulo-interstitial diseases**

N15.9 **Renal tubulo-interstitial disease, unspecified**
Infection of kidney NOS

Excludes: urinary tract infection NOS (N39.0)

N16* **Renal tubulo-interstitial disorders in diseases classified elsewhere**

N16.0* **Renal tubulo-interstitial disorders in infectious and parasitic diseases classified elsewhere**

Renal tubulo-interstitial disorders (due to)(in):

- brucellosis (A23.-†)
- diphtheria (A36.8†)
- salmonella infection (A02.2†)
- septicaemia (A40-A41 †)
- toxoplasmosis (B58.8†)

N16.1* **Renal tubulo-interstitial disorders in neoplastic diseases**

Renal tubulo-interstitial disorders in:

- leukaemia (C91-C95†)
- lymphoma (C81-C85†, C96.-†)
- multiple myeloma (C90.0†)

N16.2* Renal tubulo-interstitial disorders in blood diseases and disorders involving the immune mechanism

Renal tubulo-interstitial disorders in:

- mixed cryoglobulinaemia (D89.1†)
- sarcoidosis (D86.-†)

N16.3* Renal tubulo-interstitial disorders in metabolic diseases

Renal tubulo-interstitial disorders in:

- cystinosis (E72.0†)
- glycogen storage disease (E74.0†)
- Wilson's disease (E83.0†)

N16.4* Renal tubulo-interstitial disorders in systemic connective tissue disorders

Renal tubulo-interstitial disorders in:

- sicca syndrome [Sjögren] (M35.0†)
- systemic lupus erythematosus (M32.1†)

N16.5* Renal tubulo-interstitial disorders in transplant rejection (T86.-†)

N16.8* Renal tubulo-interstitial disorders in other diseases classified elsewhere

**Renal failure
(N17-N19)**

Use additional external cause code (Chapter XX), if desired, to identify external agent.

- Excludes:**
- congenital renal failure (P96.0)
 - drug- and heavy-metal-induced tubulo-interstitial and tubular conditions (N14.-)
 - extrarenal uraemia (R39.2)
 - haemolytic-uraemic syndrome (D59.3)
 - hepatorenal syndrome (K76.7)
 - postpartum (O90.4)
 - prerenal uraemia (R39.2)
 - renal failure:
 - complicating abortion or ectopic or molar pregnancy (O00-O07, O08.4)
 - following labour and delivery (O90.4)
 - postprocedural (N99.0)

N17

Acute renal failure

Includes: acute renal impairment

N17.0

Acute renal failure with tubular necrosis

Tubular necrosis:

- NOS
- acute
- renal

N17.1

Acute renal failure with acute cortical necrosis

Cortical necrosis:

- NOS
- acute
- renal

N17.2

Acute renal failure with medullary necrosis

Medullary [papillary] necrosis:

- NOS
- acute
- renal

N17.8

Other acute renal failure

N17.9

Acute renal failure, unspecified

N18

Chronic kidney disease

Includes: chronic uraemia
diffuse sclerosing glomerulonephritis

Excludes: chronic renal failure with hypertension (I12.0)

Use additional code, if desired, to identify underlying disease.

Use additional code, if desired, to identify presence of hypertension.

DISEASES OF THE GENITOURINARY SYSTEM

- N18.1 Chronic kidney disease, stage 1**
Kidney damage with normal or increased GFR (> 90 mL/min)
- N18.2 Chronic kidney disease, stage 2**
Kidney damage with mild decreased GFR (60-89 mL/min)
- N18.3 Chronic kidney disease, stage 3**
Kidney damage with moderately decreased GFR (30-59 mL/min)
- N18.4 Chronic kidney disease, stage 4**
Kidney damage with severely decreased GFR (15-29 mL/min)
- N18.5 Chronic kidney disease, stage 5**
Chronic uraemia
End stage kidney disease:
- in allograft failure
 - NOS
 - on dialysis
 - without dialysis or transplant
- Renal retinitis† (H32.8*)
Uraemic:
- apoplexia† (I68.8*)
 - dementia† (F02.8*)
 - neuropathy† (G63.8*)
 - paralysis† (G99.8*)
 - pericarditis† (I32.8*)

N18.9 **Chronic kidney disease, unspecified**

N19 **Unspecified kidney failure**
Renal insufficiency NOS
Uraemia NOS

Excludes: kidney failure with hypertension (I12.0)
 uraemia of newborn (P96.0)

Urolithiasis
(N20-N23)

N20 **Calculus of kidney and ureter**
Excludes: with hydronephrosis (N13.2)

N20.0 **Calculus of kidney**
Nephrolithiasis NOS
Renal calculus or stone
Staghorn calculus
Stone in kidney

N20.1 **Calculus of ureter**
Ureteric stone

N20.2 **Calculus of kidney with calculus of ureter**

N20.9 **Urinary calculus, unspecified**
Calculous pyelonephritis

N21 **Calculus of lower urinary tract**
Includes: with cystitis and urethritis

N21.0 **Calculus in bladder**
Calculus in diverticulum of bladder
Urinary bladder stone

Excludes: staghorn calculus (N20.0)

N21.1 **Calculus in urethra**

- N21.8** **Other lower urinary tract calculus**
- N21.9** **Calculus of lower urinary tract, unspecified**
- N22*** **Calculus of urinary tract in diseases classified elsewhere**
- N22.0*** **Urinary calculus in schistosomiasis [bilharziasis] (B65.-†)**
- N22.8*** **Calculus of urinary tract in other diseases classified elsewhere**
- N23** **Unspecified renal colic**

**Other disorders of kidney and ureter
(N25-N29)**

Excludes: with urolithiasis (N20-N23)

N25 **Disorders resulting from impaired renal tubular function**
Excludes: metabolic disorders classifiable to E70-E90

- N25.0** **Renal osteodystrophy**
Azotaemic osteodystrophy
Phosphate-losing tubular disorders
Renal:
- rickets
 - short stature
- N25.1** **Nephrogenic diabetes insipidus**
- N25.8** **Other disorders resulting from impaired renal tubular function**
Lightwood-Albright syndrome
Renal tubular acidosis NOS
Secondary hyperparathyroidism of renal origin

N25.9 **Disorder resulting from impaired renal tubular function, unspecified**

N26

Unspecified contracted kidney

Atrophy of kidney (terminal)

Renal sclerosis NOS

Excludes: contracted kidney with hypertension (I12.-)
 diffuse sclerosing glomerulonephritis (N18.-)
 hypertensive nephrosclerosis (arteriolar) (arteriosclerotic) (I12.-)
 small kidney of unknown cause (N27.-)

N27

Small kidney of unknown cause

N27.0

Small kidney, unilateral

N27.1

Small kidney, bilateral

N27.9

Small kidney, unspecified

N28

Other disorders of kidney and ureter, not elsewhere classified

Excludes: hydroureter (N13.4)
 renal disease:
 • acute NOS (N00.9)
 • chronic NOS (N03.9)
 ureteric kinking and stricture:
 • with hydronephrosis (N13.1)
 • without hydronephrosis (N13.5)

N28.0

Ischaemia and infarction of kidney

Renal artery:

- embolism
- obstruction
- occlusion
- thrombosis

Renal infarct

Excludes: Goldblatt's kidney (I70.1)
 renal artery (extrarenal part):
 • atherosclerosis (I70.1)
 • congenital stenosis (Q27.1)

N28.1 **Cyst of kidney, acquired**
Cyst (multiple) (solitary) of kidney, acquired

Excludes: cystic kidney disease (congenital) (Q61.-)

N28.8 **Other specified disorders of kidney and ureter**

Hypertrophy of kidney

Megaloureter

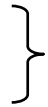
Nephroptosis

Pyelitis

Pyeloureteritis

Ureteritis

Ureterocele



cystica

N28.9 **Disorder of kidney and ureter, unspecified**

Nephropathy NOS

Renal disease NOS

Excludes: nephropathy NOS and renal disease NOS with morphological lesion specified in .0-.8 on page XIV-2 (N05.-)

N29*

Other disorders of kidney and ureter in diseases classified elsewhere

N29.0* **Late syphilis of kidney (A52.7†)**

N29.1* **Other disorders of kidney and ureter in infectious and parasitic diseases classified elsewhere**

Disorders of kidney and ureter in:

- schistosomiasis [bilharziasis] (B65.-†)
- tuberculosis (A18.1†)

N29.8* **Other disorders of kidney and ureter in other diseases classified elsewhere**

Cystine storage disease (E72.0†)

**Other diseases of urinary system
(N30-N39)**

- Excludes:* urinary infection (complicating):
- abortion or ectopic or molar pregnancy (O00-O07, O08.8)
 - pregnancy, childbirth and the puerperium (O23.-, O75.3, O86.2)
 - with urolithiasis (N20-N23)

N30

Cystitis

Use additional code, if desired, to identify infectious agent (B95-B97) or responsible external agent (Chapter XX).

Excludes: prostatocystitis (N41.3)

N30.0

Acute cystitis

Excludes: irradiation cystitis (N30.4)
trigonitis (N30.3)

N30.1

Interstitial cystitis (chronic)

N30.2

Other chronic cystitis

N30.3

Trigonitis

Urethrotrigonitis

N30.4

Irradiation cystitis

N30.8

Other cystitis

Abscess of bladder

N30.9

Cystitis, unspecified

N31

Neuromuscular dysfunction of bladder, not elsewhere classified

Excludes: cord bladder NOS (G95.8)
due to spinal cord lesion (G95.8)
neurogenic bladder due to cauda equina syndrome (G83.4)
urinary incontinence:

- NOS (R32)
- specified (N39.3-N39.4)

N31.0

Uninhibited neuropathic bladder, not elsewhere classified

- N31.1** **Reflex neuropathic bladder, not elsewhere classified**
- N31.2** **Flaccid neuropathic bladder, not elsewhere classified**
Neuropathic bladder:
- atonic (motor) (sensory)
 - autonomous
 - nonreflex
- N31.8** **Other neuromuscular dysfunction of bladder**
- N31.9** **Neuromuscular dysfunction of bladder, unspecified**
Neurogenic bladder dysfunction NOS
- N32** **Other disorders of bladder**
Excludes: calculus in bladder (N21.0)
 cystocele (N81.1)
 hernia or prolapse of bladder, female (N81.1)
- N32.0** **Bladder-neck obstruction**
Bladder-neck stenosis (acquired)
- N32.1** **Vesicointestinal fistula**
Vesicorectal fistula
- N32.2** **Vesical fistula, not elsewhere classified**
Excludes: fistula between bladder and female genital tract (N82.0-N82.1)
- N32.3** **Diverticulum of bladder**
Diverticulitis of bladder
- Excludes:* calculus in diverticulum of bladder (N21.0)
- N32.4** **Rupture of bladder, nontraumatic**
- N32.8** **Other specified disorders of bladder**
Bladder:
- calcified
 - contracted
- N32.9** **Bladder disorder, unspecified**

N33*

Bladder disorders in diseases classified elsewhere

N33.0*

Tuberculous cystitis (A18.1†)

N33.8*

Bladder disorders in other diseases classified elsewhere

Bladder disorder in schistosomiasis [bilharziasis] (B65.-†)

N34

Urethritis and urethral syndrome

Use additional code (B95-B97), if desired, to identify infectious agent.

Excludes: Reiter's disease (M02.3)
urethritis in diseases with a predominantly sexual mode of
transmission (A50-A64)
urethrotigonitis (N30.3)

N34.0

Urethral abscess

Abscess (of):

- Cowper's gland
- Littré's gland
- periurethral
- urethral (gland)

Excludes: urethral caruncle (N36.2)

N34.1

Nonspecific urethritis

Urethritis:

- nongonococcal
- nonvenereal

N34.2

Other urethritis

Meatitis, urethral

Ulcer of urethra (meatus)

Urethritis:

- NOS
- postmenopausal

N34.3

Urethral syndrome, unspecified

N35

Urethral stricture

Excludes: postprocedural urethral stricture (N99.1)

N35.0

Post-traumatic urethral stricture

Stricture of urethra as a sequela of:

- childbirth
- injury

N35.1

Postinfective urethral stricture, not elsewhere classified

N35.8

Other urethral stricture

N35.9

Urethral stricture, unspecified

Pinhole meatus NOS

N36

Other disorders of urethra

N36.0

Urethral fistula

False urethral passage

Fistula:

- urethroperineal
- urethrorectal
- urinary NOS

Excludes: fistula:

- urethroscrotal (N50.8)
- urethrovaginal (N82.1)

N36.1

Urethral diverticulum

N36.2

Urethral caruncle

N36.3

Prolapsed urethral mucosa

Prolapse of urethra

Urethrocele, male

Excludes: urethrocele, female (N81.0)

N36.8

Other specified disorders of urethra

N36.9

Urethral disorder, unspecified

N37* Urethral disorders in diseases classified elsewhere

N37.0* Urethritis in diseases classified elsewhere
Candidal urethritis (B37.4†)

N37.8* Other urethral disorders in diseases classified elsewhere

N39 Other disorders of urinary system

Excludes: haematuria:
• NOS (R31)
• recurrent and persistent (N02.-)
• with specified morphological lesion (N02.-)
proteinuria NOS (R80)

N39.0 Urinary tract infection, site not specified
Use additional code (B95-B97), if desired, to identify infectious agent.

N39.1 Persistent proteinuria, unspecified
Excludes: complicating pregnancy, childbirth and the puerperium (O11-O15)
with specified morphological lesion (N06.-)

N39.2 Orthostatic proteinuria, unspecified
Excludes: with specified morphological lesion (N06.-)

N39.3 Stress incontinence
Use additional code (N32.8), if desired, to identify overactive bladder or destrusor muscle hyperactivity.

N39.4 Other specified urinary incontinence

Overflow }
Reflex } incontinence
Urge }

Use additional code (N32.8), if desired, to identify overactive bladder or destrusor muscle hyperactivity.

Excludes: enuresis NOS (R32)
urinary incontinence (of):
• NOS (R32)
• nonorganic origin (F98.0)

N39.8 **Other specified disorders of urinary system**

N39.9 **Disorder of urinary system, unspecified**

**Diseases of male genital organs
(N40-N51)**

N40

Hyperplasia of prostate

Adenofibromatous hypertrophy }
Enlargement (benign) } of prostate
Hypertrophy (benign) }
Median bar (prostate)
Prostatic obstruction NOS

Excludes: benign neoplasms of prostate (D29.1)

N41

Inflammatory diseases of prostate

Use additional code (B95-B97), if desired, to identify infectious agent.

N41.0 **Acute prostatitis**

N41.1 **Chronic prostatitis**

N41.2 **Abscess of prostate**

N41.3 **Prostatocystitis**

N41.8 **Other inflammatory diseases of prostate**

N41.9 **Inflammatory disease of prostate, unspecified**
Prostatitis NOS

INTERNATIONAL CLASSIFICATION OF DISEASES

N42 Other disorders of prostate

N42.0 Calculus of prostate
Prostatic stone

N42.1 Congestion and haemorrhage of prostate

N42.2 Atrophy of prostate

N42.3 Dysplasia of prostate
Low grade dysplasia

Excludes: high grade dysplasia of prostate (D07.5)

N42.8 Other specified disorders of prostate

N42.9 Disorder of prostate, unspecified

N43 Hydrocele and spermatocele

Includes: hydrocele of spermatic cord, testis or tunica vaginalis

Excludes: congenital hydrocele (P83.5)

N43.0 Encysted hydrocele

N43.1 Infected hydrocele
Use additional code (B95-B97), if desired, to identify infectious agent.

N43.2 Other hydrocele

N43.3 Hydrocele, unspecified

N43.4 Spermatocele

N44 Torsion of testis

Torsion of:

- epididymis
- spermatic cord
- testicle

N45

Orchitis and epididymitis

Use additional code (B95-B97), if desired, to identify infectious agent.

N45.0

Orchitis, epididymitis and epididymo-orchitis with abscess

Abscess of epididymis or testis

N45.9

Orchitis, epididymitis and epididymo-orchitis without abscess

Epididymitis NOS

Orchitis NOS

N46

Male infertility

Azoospermia NOS

Oligospermia NOS

N47

Redundant prepuce, phimosis and paraphimosis

Adherent prepuce

Tight foreskin

N48

Other disorders of penis

N48.0

Leukoplakia of penis

Balanitis xerotica obliterans

Kraurosis of penis

Excludes: carcinoma in situ of penis (D07.4)

N48.1

Balanoposthitis

Balanitis

Use additional code (B95-B97), if desired, to identify infectious agent.

N48.2

Other inflammatory disorders of penis

Abscess

Boil

Carbuncle

Cellulitis

Cavernitis (penis)

} of corpus cavernosum and penis

Use additional code (B95-B97), if desired, to identify infectious agent.

INTERNATIONAL CLASSIFICATION OF DISEASES

- N48.3** **Priapism**
Painful erection
- N48.4** **Impotence of organic origin**
Use additional code, if desired, to identify cause.

Excludes: psychogenic impotence (F52.2)
- N48.5** **Ulcer of penis**
- N48.6** **Induratio penis plastica**
Peyronie's disease
Plastic induration of penis
- N48.8** **Other specified disorders of penis**
Atrophy }
Hypertrophy }
Thrombosis }
 of corpus cavernosum and penis
- N48.9** **Disorder of penis, unspecified**
- N49** **Inflammatory disorders of male genital organs, not elsewhere classified**
Use additional code (B95-B97), if desired, to identify infectious agent.

Excludes: inflammation of penis (N48.1-N48.2)
 orchitis and epididymitis (N45.-)
- N49.0** **Inflammatory disorders of seminal vesicle**
Vesiculitis NOS
- N49.1** **Inflammatory disorders of spermatic cord, tunica vaginalis and vas deferens**
Vasitis
- N49.2** **Inflammatory disorders of scrotum**
- N49.8** **Inflammatory disorders of other specified male genital organs**
Inflammation of multiple sites in male genital organs

N49.9 Inflammatory disorder of unspecified male genital organ

Abscess	}	of unspecified male genital organ
Boil		
Carbuncle		
Cellulitis		

N50 Other disorders of male genital organs

Excludes: torsion of testis (N44)

N50.0 Atrophy of testis

N50.1 Vascular disorders of male genital organs

Haematocele NOS	}	of male genital organs
Haemorrhage		
Thrombosis		

N50.8 Other specified disorders of male genital organs

Atrophy	}	of scrotum, seminal vesicle, spermatic cord, testis [except atrophy], tunica vaginalis and vas deferens
Hypertrophy		
Oedema		
Ulcer		

Chylocele, tunica vaginalis (nonfilarial) NOS

Fistula, urethroscrotal

Stricture of:

- spermatic cord
- tunica vaginalis
- vas deferens

N50.9 Disorder of male genital organs, unspecified

N51* Disorders of male genital organs in diseases classified elsewhere

N51.0* Disorders of prostate in diseases classified elsewhere

Prostatitis:

- gonococcal (A54.2†)
- trichomonal (A59.0†)
- tuberculous (A18.1†)

INTERNATIONAL CLASSIFICATION OF DISEASES

N51.1* **Disorders of testis and epididymis in diseases classified elsewhere**

Chlamydial:

- epididymitis (A56.1†)
- orchitis (A56.1†)

Gonococcal:

- epididymitis (A54.2†)
- orchitis (A54.2†)

Mumps orchitis (B26.0†)

Tuberculosis of:

- epididymis (A18.1†)
- testis (A18.1†)

N51.2* **Balanitis in diseases classified elsewhere**

Balanitis:

- amoebic (A06.8†)
- candidal (B37.4†)

N51.8* **Other disorders of male genital organs in diseases classified elsewhere**

Filarial chylocele, tunica vaginalis (B74.-†)

Herpesviral [herpes simplex] infection of male genital tract (A60.0†)

Tuberculosis of seminal vesicle (A18.1†)

Disorders of breast

(N60-N64)

Excludes: disorders of breast associated with childbirth (O91-O92)

N60

Benign mammary dysplasia

Includes: fibrocystic mastopathy

N60.0

Solitary cyst of breast

Cyst of breast

N60.1

Diffuse cystic mastopathy

Cystic breast

Excludes: with epithelial proliferation (N60.3)

N60.2

Fibroadenosis of breast

Excludes: fibroadenoma of breast (D24)

N60.3 **Fibrosclerosis of breast**
Cystic mastopathy with epithelial proliferation

N60.4 **Mammary duct ectasia**

N60.8 **Other benign mammary dysplasias**

N60.9 **Benign mammary dysplasia, unspecified**

N61 **Inflammatory disorders of breast**
Abscess (acute) (chronic) (nonpuerperal) of:
• areola
• breast
Carbuncle of breast
Mastitis (acute) (subacute) (nonpuerperal):
• NOS
• infective

Excludes: neonatal infective mastitis (P39.0)

N62 **Hypertrophy of breast**
Gynaecomastia
Hypertrophy of breast:
• NOS
• massive pubertal

N63 **Unspecified lump in breast**
Nodule(s) NOS in breast

N64 **Other disorders of breast**

N64.0 **Fissure and fistula of nipple**

N64.1 **Fat necrosis of breast**
Fat necrosis (segmental) of breast

N64.2 **Atrophy of breast**

INTERNATIONAL CLASSIFICATION OF DISEASES

N64.3 Galactorrhoea not associated with childbirth

N64.4 Mastodynia

N64.5 Other signs and symptoms in breast

Induration of breast

Nipple discharge

Retraction of nipple

N64.8 Other specified disorders of breast

Galactocele

Subinvolution of breast (postlactational)

N64.9 Disorder of breast, unspecified

Inflammatory diseases of female pelvic organs

(N70-N77)

Excludes: those complicating:

- abortion or ectopic or molar pregnancy (O00-O07, O08.0)
- pregnancy, childbirth and the puerperium (O23.-, O75.3, O85, O86.-)

N70

Salpingitis and oophoritis

Includes: abscess (of):

- fallopian tube
- ovary
- tubo-ovarian

pyosalpinx

salpingo-oophoritis

tubo-ovarian inflammatory disease

Use additional code (B95-B97), if desired, to identify infectious agent.

N70.0 Acute salpingitis and oophoritis

N70.1 Chronic salpingitis and oophoritis

Hydrosalpinx

N70.9 Salpingitis and oophoritis, unspecified

N71 Inflammatory disease of uterus, except cervix

Includes: endo(myo)metritis
metritis
myometritis
pyometra
uterine abscess

Use additional code (B95-B97), if desired, to identify infectious agent.

N71.0 Acute inflammatory disease of uterus

N71.1 Chronic inflammatory disease of uterus

N71.9 Inflammatory disease of uterus, unspecified

N72 Inflammatory disease of cervix uteri

Cervicitis Endocervicitis Exocervicitis	}	with or without erosion or ectropion
---	---	--------------------------------------

Use additional code (B95-B97), if desired, to identify infectious agent.

Excludes: erosion and ectropion of cervix without cervicitis (N86)

N73 Other female pelvic inflammatory diseases

Use additional code (B95-B97), if desired, to identify infectious agent.

N73.0 Acute parametritis and pelvic cellulitis

Abscess of:

<ul style="list-style-type: none"> • broad ligament • parametrium 	}	specified as acute
Pelvic cellulitis, female		

N73.1 Chronic parametritis and pelvic cellulitis

Any condition in N73.0 specified as chronic

N73.2 Unspecified parametritis and pelvic cellulitis

Any condition in N73.0 unspecified whether acute or chronic

INTERNATIONAL CLASSIFICATION OF DISEASES

- N73.3** Female acute pelvic peritonitis
- N73.4** Female chronic pelvic peritonitis
- N73.5** Female pelvic peritonitis, unspecified
- N73.6** Female pelvic peritoneal adhesions
Excludes: postprocedural pelvic peritoneal adhesions (N99.4)
- N73.8** Other specified female pelvic inflammatory diseases
- N73.9** Female pelvic inflammatory disease, unspecified
Female pelvic infection or inflammation NOS
- N74*** Female pelvic inflammatory disorders in diseases classified elsewhere
- N74.0*** Tuberculous infection of cervix uteri (A18.1†)
- N74.1*** Female tuberculous pelvic inflammatory disease (A18.1†)
Tuberculous endometritis
- N74.2*** Female syphilitic pelvic inflammatory disease (A51.4†, A52.7†)
- N74.3*** Female gonococcal pelvic inflammatory disease (A54.2†)
- N74.4*** Female chlamydial pelvic inflammatory disease (A56.1†)
- N74.8*** Female pelvic inflammatory disorders in other diseases classified elsewhere
- N75** Diseases of Bartholin's gland
- N75.0** Cyst of Bartholin's gland
- N75.1** Abscess of Bartholin's gland
- N75.8** Other diseases of Bartholin's gland
Bartholinitis
- N75.9** Disease of Bartholin's gland, unspecified

N76

Other inflammation of vagina and vulva

Use additional code (B95-B97), if desired, to identify infectious agent.

Excludes: senile (atrophic) vaginitis (N95.2)

N76.0

Acute vaginitis

Vaginitis NOS

Vulvovaginitis:

- NOS
- acute

N76.1

Subacute and chronic vaginitis

Vulvovaginitis:

- chronic
- subacute

N76.2

Acute vulvitis

Vulvitis NOS

N76.3

Subacute and chronic vulvitis

N76.4

Abscess of vulva

Furuncle of vulva

N76.5

Ulceration of vagina

N76.6

Ulceration of vulva

N76.8

Other specified inflammation of vagina and vulva

N77*

Vulvovaginal ulceration and inflammation in diseases classified elsewhere

N77.0*

Ulceration of vulva in infectious and parasitic diseases classified elsewhere

Ulceration of vulva in:

- herpesviral [herpes simplex] infection (A60.0†)
- tuberculosis (A18.1†)

INTERNATIONAL CLASSIFICATION OF DISEASES

N77.1* Vaginitis, vulvitis and vulvovaginitis in infectious and parasitic diseases classified elsewhere

Vaginitis, vulvitis and vulvovaginitis in:

- candidiasis (B37.3†)
- herpesviral [herpes simplex] infection (A60.0†)
- pinworm infection (B80†)

N77.8* Vulvovaginal ulceration and inflammation in other diseases classified elsewhere

Ulceration of vulva in Behçet's disease (M35.2†)

**Noninflammatory disorders of female genital tract
(N80-N98)**

N80	Endometriosis
N80.0	Endometriosis of uterus Adenomyosis
N80.1	Endometriosis of ovary
N80.2	Endometriosis of fallopian tube
N80.3	Endometriosis of pelvic peritoneum
N80.4	Endometriosis of rectovaginal septum and vagina
N80.5	Endometriosis of intestine
N80.6	Endometriosis in cutaneous scar
N80.8	Other endometriosis
N80.9	Endometriosis, unspecified

N81

Female genital prolapse

Excludes: genital prolapse complicating pregnancy, labour or delivery (O34.5)
prolapse and hernia of ovary and fallopian tube (N83.4)
prolapse of vaginal vault after hysterectomy (N99.3)

N81.0

Female urethrocele

Excludes: urethrocele with:

- cystocele (N81.1)
- prolapse of uterus (N81.2-N81.4)

N81.1

Cystocele

Cystocele with urethrocele
Prolapse of (anterior) vaginal (wall) NOS

Excludes: cystocele with prolapse of uterus (N81.2-N81.4)

N81.2

Incomplete uterovaginal prolapse

Prolapse of cervix NOS
Uterine prolapse:

- first degree
- second degree

N81.3

Complete uterovaginal prolapse

Procidentia (uteri) NOS
Third degree uterine prolapse

N81.4

Uterovaginal prolapse, unspecified

Prolapse of uterus NOS

N81.5

Vaginal enterocele

Excludes: enterocele with prolapse of uterus (N81.2-N81.4)

N81.6

Rectocele

Prolapse of posterior vaginal wall

Excludes: rectal prolapse (K62.3)
rectocele with prolapse of uterus (N81.2-N81.4)

INTERNATIONAL CLASSIFICATION OF DISEASES

- N81.8** **Other female genital prolapse**
Deficient perineum
Old laceration of muscles of pelvic floor
- N81.9** **Female genital prolapse, unspecified**
- N82** **Fistulae involving female genital tract**
Excludes: vesicointestinal fistulae (N32.1)
- N82.0** **Vesicovaginal fistula**
- N82.1** **Other female urinary-genital tract fistulae**
Fistula:
 - cervicovesical
 - ureterovaginal
 - urethrovaginal
 - uteroureteric
 - uterovesical
- N82.2** **Fistula of vagina to small intestine**
- N82.3** **Fistula of vagina to large intestine**
Rectovaginal fistula
- N82.4** **Other female intestinal-genital tract fistulae**
Intestinouterine fistula
- N82.5** **Female genital tract-skin fistulae**
Fistula:
 - uterus to abdominal wall
 - vaginoperineal
- N82.8** **Other female genital tract fistulae**
- N82.9** **Female genital tract fistula, unspecified**

- N83** **Noninflammatory disorders of ovary, fallopian tube and broad ligament**
Excludes: hydrosalpinx (N70.1)
- N83.0** **Follicular cyst of ovary**
 Cyst of graafian follicle
 Haemorrhagic follicular cyst (of ovary)
- N83.1** **Corpus luteum cyst**
 Haemorrhagic corpus luteum cyst
- N83.2** **Other and unspecified ovarian cysts**
 Retention }
 Simple cyst } of ovary
- Excludes:* ovarian cyst:
 • developmental (Q50.1)
 • neoplastic (D27)
 polycystic ovarian syndrome (E28.2)
- N83.3** **Acquired atrophy of ovary and fallopian tube**
- N83.4** **Prolapse and hernia of ovary and fallopian tube**
- N83.5** **Torsion of ovary, ovarian pedicle and fallopian tube**
 Torsion:
 • accessory tube
 • hydatid of Morgagni
- N83.6** **Haematosalpinx**
Excludes: haematosalpinx with:
 • haematocolpos (N89.7)
 • haematometra (N85.7)
- N83.7** **Haematoma of broad ligament**
- N83.8** **Other noninflammatory disorders of ovary, fallopian tube and broad ligament**
 Broad ligament laceration syndrome [Allen-Masters]
- N83.9** **Noninflammatory disorder of ovary, fallopian tube and broad ligament, unspecified**

N84

Polyp of female genital tract

Excludes: adenomatous polyp (D28.-)
placental polyp (O90.8)

N84.0

Polyp of corpus uteri

Polyp of:

- endometrium
- uterus NOS

Excludes: polypoid endometrial hyperplasia (N85.0)

N84.1

Polyp of cervix uteri

Mucous polyp of cervix

N84.2

Polyp of vagina

N84.3

Polyp of vulva

Polyp of labia

N84.8

Polyp of other parts of female genital tract

N84.9

Polyp of female genital tract, unspecified

N85

Other noninflammatory disorders of uterus, except cervix

Excludes: endometriosis (N80.-)
inflammatory diseases of uterus (N71.-)
noninflammatory disorders of cervix (N86-N88)
polyp of corpus uteri (N84.0)
uterine prolapse (N81.-)

N85.0

Endometrial glandular hyperplasia

Hyperplasia of endometrium:

- NOS
- cystic
- glandular-cystic
- polypoid

N85.1

Endometrial adenomatous hyperplasia

Hyperplasia of endometrium, atypical (adenomatous)

- N85.2 Hypertrophy of uterus**
 Bulky or enlarged uterus
- Excludes:* puerperal hypertrophy of uterus (O90.8)
- N85.3 Subinvolution of uterus**
Excludes: puerperal subinvolution of uterus (O90.8)
- N85.4 Malposition of uterus**
 Anteversion }
 Retroflexion } of uterus
 Retroversion }
- Excludes:* that complicating pregnancy, labour or delivery (O34.5, O65.5)
- N85.5 Inversion of uterus**
Excludes: current obstetric trauma (O71.2)
 postpartum inversion of uterus (O71.2)
- N85.6 Intrauterine synechiae**
- N85.7 Haematometra**
 Haematosalpinx with haematometra
- Excludes:* haematometra with haematocolpos (N89.7)
- N85.8 Other specified noninflammatory disorders of uterus**
 Atrophy of uterus, acquired
 Fibrosis of uterus NOS
- N85.9 Noninflammatory disorder of uterus, unspecified**
 Disorder of uterus NOS
- N86 Erosion and ectropion of cervix uteri**
 Decubitus (trophic) ulcer }
 Eversion } of cervix
- Excludes:* with cervicitis (N72)

INTERNATIONAL CLASSIFICATION OF DISEASES

- N87** **Dysplasia of cervix uteri**
Excludes: carcinoma in situ of cervix (D06.-)
- N87.0** **Mild cervical dysplasia**
Cervical intraepithelial neoplasia [CIN], grade I
- N87.1** **Moderate cervical dysplasia**
Cervical intraepithelial neoplasia [CIN], grade II
- N87.2** **Severe cervical dysplasia, not elsewhere classified**
Severe cervical dysplasia NOS

Excludes: cervical intraepithelial neoplasia [CIN], grade III, with or without mention of severe dysplasia (D06.-)
- N87.9** **Dysplasia of cervix uteri, unspecified**
- N88** **Other noninflammatory disorders of cervix uteri**
Excludes: inflammatory disease of cervix (N72)
polyp of cervix (N84.1)
- N88.0** **Leukoplakia of cervix uteri**
- N88.1** **Old laceration of cervix uteri**
Adhesions of cervix

Excludes: current obstetric trauma (O71.3)
- N88.2** **Stricture and stenosis of cervix uteri**
Excludes: complicating labour (O65.5)
- N88.3** **Incompetence of cervix uteri**
Investigation and management of (suspected) cervical incompetence in a nonpregnant woman

Excludes: affecting fetus or newborn (P01.0)
complicating pregnancy (O34.3)
- N88.4** **Hypertrophic elongation of cervix uteri**

N88.8 Other specified noninflammatory disorders of cervix uteri

Excludes: current obstetric trauma (O71.3)

N88.9 Noninflammatory disorder of cervix uteri, unspecified

N89

Other noninflammatory disorders of vagina

Excludes: carcinoma in situ of vagina (D07.2)
inflammation of vagina (N76.-)
senile (atrophic) vaginitis (N95.2)
trichomonal leukorrhoea (A59.0)

N89.0 Mild vaginal dysplasia

Vaginal intraepithelial neoplasia [VAIN], grade I

N89.1 Moderate vaginal dysplasia

Vaginal intraepithelial neoplasia [VAIN], grade II

N89.2 Severe vaginal dysplasia, not elsewhere classified

Severe vaginal dysplasia NOS

Excludes: vaginal intraepithelial neoplasia [VAIN], grade III, with or without mention of severe dysplasia (D07.2)

N89.3 Dysplasia of vagina, unspecified

N89.4 Leukoplakia of vagina

N89.5 Stricture and atresia of vagina

Vaginal:

- adhesions
- stenosis

Excludes: postoperative adhesions of vagina (N99.2)

N89.6 Tight hymenal ring

Rigid hymen

Tight introitus

Excludes: imperforate hymen (Q52.3)

INTERNATIONAL CLASSIFICATION OF DISEASES

- N89.7** **Haematocolpos**
Haematocolpos with haematometra or haematosalpinx
- N89.8** **Other specified noninflammatory disorders of vagina**
Leukorrhoea NOS
Old vaginal laceration
Pessary ulcer of vagina
- Excludes:* current obstetric trauma (O70.-, O71.4, O71.7-O71.8)
 old laceration involving muscles of pelvic floor (N81.8)
- N89.9** **Noninflammatory disorder of vagina, unspecified**
- N90** **Other noninflammatory disorders of vulva and perineum**
- Excludes:* carcinoma in situ of vulva (D07.1)
 current obstetric trauma (O70.-, O71.7-O71.8)
 inflammation of vulva (N76.-)
- N90.0** **Mild vulvar dysplasia**
Vulvar intraepithelial neoplasia [VIN], grade I
- N90.1** **Moderate vulvar dysplasia**
Vulvar intraepithelial neoplasia [VIN], grade II
- N90.2** **Severe vulvar dysplasia, not elsewhere classified**
Severe vulvar dysplasia NOS
- Excludes:* vulvar intraepithelial neoplasia [VIN], grade III, with or without
 mention of severe dysplasia (D07.1)
- N90.3** **Dysplasia of vulva, unspecified**
- N90.4** **Leukoplakia of vulva**
Dystrophy }
Kraurosis } of vulva
- N90.5** **Atrophy of vulva**
Stenosis of vulva

DISEASES OF THE GENITOURINARY SYSTEM

- N90.6** **Hypertrophy of vulva**
Hypertrophy of labia
- N90.7** **Vulvar cyst**
- N90.8** **Other specified noninflammatory disorders of vulva and perineum**
Adhesions of vulva
Hypertrophy of clitoris
- N90.9** **Noninflammatory disorder of vulva and perineum, unspecified**
- N91** **Absent, scanty and rare menstruation**
Excludes: ovarian dysfunction (E28.-)
- N91.0** **Primary amenorrhoea**
Failure to start menstruation at puberty.
- N91.1** **Secondary amenorrhoea**
Absence of menstruation in a woman who had previously menstruated.
- N91.2** **Amenorrhoea, unspecified**
Absence of menstruation NOS
- N91.3** **Primary oligomenorrhoea**
Menstruation which is scanty or rare from the start.
- N91.4** **Secondary oligomenorrhoea**
Scanty and rare menstruation in a woman with previously normal periods.
- N91.5** **Oligomenorrhoea, unspecified**
Hypomenorrhoea NOS
- N92** **Excessive, frequent and irregular menstruation**
Excludes: postmenopausal bleeding (N95.0)
- N92.0** **Excessive and frequent menstruation with regular cycle**
Heavy periods NOS
Menorrhagia NOS
Polymenorrhoea

INTERNATIONAL CLASSIFICATION OF DISEASES

- N92.1 Excessive and frequent menstruation with irregular cycle**
Irregular intermenstrual bleeding
Irregular, shortened intervals between menstrual bleeding
Menometrorrhagia
Metrorrhagia
- N92.2 Excessive menstruation at puberty**
Excessive bleeding associated with onset of menstrual periods
Pubertal menorrhagia
Puberty bleeding
- N92.3 Ovulation bleeding**
Regular intermenstrual bleeding
- N92.4 Excessive bleeding in the premenopausal period**
Menorrhagia or metrorrhagia:
 - climacteric
 - menopausal
 - preclimacteric
 - premenopausal
- N92.5 Other specified irregular menstruation**
- N92.6 Irregular menstruation, unspecified**
Irregular:
 - bleeding NOS
 - periods NOS
Excludes: irregular menstruation with:
 - lengthened intervals or scanty bleeding (N91.3-N91.5)
 - shortened intervals or excessive bleeding (N92.1)
- N93 Other abnormal uterine and vaginal bleeding**
Excludes: neonatal vaginal haemorrhage (P54.6)
pseudomenses (P54.6)
- N93.0 Postcoital and contact bleeding**

- N93.8** **Other specified abnormal uterine and vaginal bleeding**
Dysfunctional or functional uterine or vaginal bleeding NOS
- N93.9** **Abnormal uterine and vaginal bleeding, unspecified**
- N94** **Pain and other conditions associated with female genital organs and menstrual cycle**
- N94.0** **Mittelschmerz**
- N94.1** **Dyspareunia**
Excludes: psychogenic dyspareunia (F52.6)
- N94.2** **Vaginismus**
Excludes: psychogenic vaginismus (F52.5)
- N94.3** **Premenstrual tension syndrome**
- N94.4** **Primary dysmenorrhoea**
- N94.5** **Secondary dysmenorrhoea**
- N94.6** **Dysmenorrhoea, unspecified**
- N94.8** **Other specified conditions associated with female genital organs and menstrual cycle**
- N94.9** **Unspecified condition associated with female genital organs and menstrual cycle**
- N95** **Menopausal and other perimenopausal disorders**
Excludes: excessive bleeding in the premenopausal period (N92.4)
 postmenopausal:
 • osteoporosis (M81.0)
 • with pathological fracture (M80.0)
 • urethritis (N34.2)
 premature menopause NOS (E28.3)
- N95.0** **Postmenopausal bleeding**
Excludes: that associated with artificial menopause (N95.3)

INTERNATIONAL CLASSIFICATION OF DISEASES

- N95.1 Menopausal and female climacteric states**
Symptoms such as flushing, sleeplessness, headache, lack of concentration, associated with menopause
- Excludes:* those associated with artificial menopause (N95.3)
- N95.2 Postmenopausal atrophic vaginitis**
Senile (atrophic) vaginitis
- Excludes:* that associated with artificial menopause (N95.3)
- N95.3 States associated with artificial menopause**
Post-artificial-menopause syndrome
- N95.8 Other specified menopausal and perimenopausal disorders**
- N95.9 Menopausal and perimenopausal disorder, unspecified**
- N96 Habitual aborter**
Investigation or care in a nonpregnant woman
Relative infertility
- Excludes:* currently pregnant (O26.2)
with current abortion (O03-O06)
- N97 Female infertility**
Includes: inability to achieve a pregnancy
sterility, female NOS
- Excludes:* relative infertility (N96)
- N97.0 Female infertility associated with anovulation**
- N97.1 Female infertility of tubal origin**
Associated with congenital anomaly of tube
Tubal:
- block
 - occlusion
 - stenosis

DISEASES OF THE GENITOURINARY SYSTEM

- N97.2** **Female infertility of uterine origin**
Associated with congenital anomaly of uterus
Nonimplantation of ovum
- N97.3** **Female infertility of cervical origin**
- N97.4** **Female infertility associated with male factors**
- N97.8** **Female infertility of other origin**
- N97.9** **Female infertility, unspecified**
- N98** **Complications associated with artificial fertilization**
- N98.0** **Infection associated with artificial insemination**
- N98.1** **Hyperstimulation of ovaries**
Hyperstimulation of ovaries:
 - NOS
 - associated with induced ovulation
- N98.2** **Complications of attempted introduction of fertilized ovum following in vitro fertilization**
- N98.3** **Complications of attempted introduction of embryo in embryo transfer**
- N98.8** **Other complications associated with artificial fertilization**
Complications of artificial insemination by:
 - donor
 - husband
- N98.9** **Complication associated with artificial fertilization, unspecified**

**Other disorders of the genitourinary system
(N99)**

- N99** **Postprocedural disorders of genitourinary system, not elsewhere classified**
Excludes: irradiation cystitis (N30.4)
 postoophorectomy osteoporosis (M81.1)
 • with pathological fracture (M80.1)
 states associated with artificial menopause (N95.3)
- N99.0** **Postprocedural renal failure**
- N99.1** **Postprocedural urethral stricture**
 Postcatheterization urethral stricture
- N99.2** **Postoperative adhesions of vagina**
- N99.3** **Prolapse of vaginal vault after hysterectomy**
- N99.4** **Postprocedural pelvic peritoneal adhesions**
- N99.5** **Malfunction of external stoma of urinary tract**
- N99.8** **Other postprocedural disorders of genitourinary system**
 Residual ovary syndrome
- N99.9** **Postprocedural disorder of genitourinary system, unspecified**

**Pregnancy, childbirth and the puerperium
(O00-O99)**

Excludes: injury, poisoning and certain other consequences of external cause (S00-T98)
mental and behavioural disorders associated with the puerperium (F53.-)
obstetrical tetanus (A34)
postpartum necrosis of pituitary gland (E23.0)
puerperal osteomalacia (M83.0)
supervision of:

- high-risk pregnancy (Z35.-)
- normal pregnancy (Z34.-)

This chapter contains the following blocks:

O00-O08	Pregnancy with abortive outcome
O10-O16	Oedema, proteinuria and hypertensive disorders in pregnancy, childbirth and the puerperium
O20-O29	Other maternal disorders predominantly related to pregnancy
O30-O48	Maternal care related to the fetus and amniotic cavity and possible delivery problems
O60-O75	Complications of labour and delivery
O80-O84	Delivery
O85-O92	Complications predominantly related to the puerperium
O94-O99	Other obstetric conditions, not elsewhere classified

**Pregnancy with abortive outcome
(O00-O08)**

Excludes: continuing pregnancy in multiple gestation after abortion of one fetus or more (O31.1)

O00

Ectopic pregnancy

Includes: ruptured ectopic pregnancy

Use additional code from category O08.-, if desired, to identify any associated complication.

O00.0

Abdominal pregnancy

Excludes: delivery of viable fetus in abdominal pregnancy (O83.3)
maternal care for viable fetus in abdominal pregnancy (O36.7)

O00.1

Tubal pregnancy

Fallopian pregnancy
Rupture of (fallopian) tube due to pregnancy
Tubal abortion

O00.2

Ovarian pregnancy

O00.8

Other ectopic pregnancy

Pregnancy:

- cervical
- cornual
- intraligamentous
- mural

O00.9

Ectopic pregnancy, unspecified

O01

Hydatidiform mole

Use additional code from category O08.-, if desired, to identify any associated complication.

Excludes: malignant hydatidiform mole (D39.2)

O01.0

Classical hydatidiform mole

Complete hydatidiform mole

001.1 Incomplete and partial hydatidiform mole

001.9 Hydatidiform mole, unspecified

Trophoblastic disease NOS

Vesicular mole NOS

002

Other abnormal products of conception

Use additional code from category O08.-, if desired, to identify any associated complication.

Excludes: papyraceous fetus (O31.0)

002.0 Blighted ovum and nonhydatidiform mole

Mole:

- carneous
- fleshy
- intrauterine NOS

Pathological ovum

002.1 Missed abortion

Early fetal death with retention of dead fetus

Excludes: missed abortion with:

- blighted ovum (O02.0)
- mole:
 - hydatidiform (O01.-)
 - nonhydatidiform (O02.0)

002.8 Other specified abnormal products of conception

Excludes: those with:

- blighted ovum (O02.0)
- mole:
 - hydatidiform (O01.-)
 - nonhydatidiform (O02.0)

002.9 Abnormal product of conception, unspecified

INTERNATIONAL CLASSIFICATION OF DISEASES

The following fourth-character subdivisions are for use with categories O03-O06:

Note: Incomplete abortion includes retained products of conception following abortion.

.0 Incomplete, complicated by genital tract and pelvic infection

With conditions in O08.0

.1 Incomplete, complicated by delayed or excessive haemorrhage

With conditions in O08.1

.2 Incomplete, complicated by embolism

With conditions in O08.2

.3 Incomplete, with other and unspecified complications

With conditions in O08.3-O08.9

.4 Incomplete, without complication

.5 Complete or unspecified, complicated by genital tract and pelvic infection

With conditions in O08.0

.6 Complete or unspecified, complicated by delayed or excessive haemorrhage

With conditions in O08.1

.7 Complete or unspecified, complicated by embolism

With conditions in O08.2

.8 Complete or unspecified, with other and unspecified complications

With conditions in O08.3-O08.9

.9 Complete or unspecified, without complication

O03

Spontaneous abortion

[See above for subdivisions]

Includes: miscarriage

O04

Medical abortion

[See above for subdivisions]

Includes: termination of pregnancy:
• legal
• therapeutic
therapeutic abortion

O05

Other abortion

[See above for subdivisions]

O06

Unspecified abortion

[See above for subdivisions]

Includes: induced abortion NOS

O07

Failed attempted abortion

Includes: failure of attempted induction of abortion

Excludes: incomplete abortion (O03-O06)

O07.0

Failed medical abortion, complicated by genital tract and pelvic infection

With conditions in O08.0

O07.1

Failed medical abortion, complicated by delayed or excessive haemorrhage

With conditions in O08.1

O07.2

Failed medical abortion, complicated by embolism

With conditions in O08.2

O07.3

Failed medical abortion, with other and unspecified complications

With conditions in O08.3-O08.9

O07.4

Failed medical abortion, without complication

Failed medical abortion NOS

O07.5

Other and unspecified failed attempted abortion, complicated by genital tract and pelvic infection

With conditions in O08.0

O07.6 Other and unspecified failed attempted abortion, complicated by delayed or excessive haemorrhage
With conditions in O08.1

O07.7 Other and unspecified failed attempted abortion, complicated by embolism
With conditions in O08.2

O07.8 Other and unspecified failed attempted abortion, with other and unspecified complications
With conditions in O08.3-O08.9

O07.9 Other and unspecified failed attempted abortion, without complication
Failed attempted abortion NOS

O08 Complications following abortion and ectopic and molar pregnancy

Note: This code is provided primarily for morbidity coding. For use of this category, reference should be made to the morbidity coding rules and guidelines in Volume 2 or mortality coding rules and guidelines in Part 2a Instruction Manual (NCHS).

O08.0 Genital tract and pelvic infection following abortion and ectopic and molar pregnancy

Endometritis Oophoritis Parametritis Pelvic peritonitis Salpingitis Salpingo-oophoritis Sepsis Septic shock Septicaemia	}	following conditions classifiable to O00-O07
---	---	---

Excludes: septic or septicopyaemic embolism (O08.2)
urinary tract infection (O08.8)

O08.1 Delayed or excessive haemorrhage following abortion and ectopic and molar pregnancy

Afibrinogenaemia Defibrination syndrome Intravascular coagulation	}	following conditions classifiable to O00-O07
---	---	---

O08.2 Embolism following abortion and ectopic and molar pregnancy

Embolism:

- NOS
- air
- amniotic fluid
- blood-clot
- pulmonary
- pyaemic
- septic or septicopyaemic
- soap

following conditions
classifiable to O00-O07

O08.3 Shock following abortion and ectopic and molar pregnancy

Circulatory collapse
Shock (postoperative)

following conditions classifiable
to O00-O07

Excludes: septic shock (O08.0)

O08.4 Renal failure following abortion and ectopic and molar pregnancy

Oliguria

Renal:

- failure (acute)
- shutdown
- tubular necrosis

Uraemia

following conditions classifiable
to O00-O07

O08.5 Metabolic disorders following abortion and ectopic and molar pregnancy

Electrolyte imbalance following conditions classifiable to O00-O07

O08.6 Damage to pelvic organs and tissues following abortion and ectopic and molar pregnancy

Laceration, perforation, tear or chemical damage of:

- bladder
- bowel
- broad ligament
- cervix
- periurethral tissue
- uterus

following conditions
classifiable to O00-O07

O08.7 Other venous complications following abortion and ectopic and molar pregnancy

INTERNATIONAL CLASSIFICATION OF DISEASES

O08.8 Other complications following abortion and ectopic and molar pregnancy

Cardiac arrest } following conditions
Urinary tract infection } classifiable to O00-O07

O08.9 Complication following abortion and ectopic and molar pregnancy, unspecified

Unspecified complication following conditions classifiable to O00-O07

**Oedema, proteinuria and hypertensive disorders in pregnancy,
childbirth and the puerperium
(O10-O16)**

O10

Pre-existing hypertension complicating pregnancy, childbirth and the puerperium

Includes: the listed conditions with pre-existing proteinuria

Excludes: that with increased or superimposed proteinuria (O11)

O10.0 Pre-existing essential hypertension complicating pregnancy, childbirth and the puerperium

Any condition in I10 specified as a reason for obstetric care during pregnancy, childbirth or the puerperium

O10.1 Pre-existing hypertensive heart disease complicating pregnancy, childbirth and the puerperium

Any condition in I11.- specified as a reason for obstetric care during pregnancy, childbirth or the puerperium

O10.2 Pre-existing hypertensive renal disease complicating pregnancy, childbirth and the puerperium

Any condition in I12.- specified as a reason for obstetric care during pregnancy, childbirth or the puerperium

O10.3 Pre-existing hypertensive heart and renal disease complicating pregnancy, childbirth and the puerperium

Any condition in I13.- specified as a reason for obstetric care during pregnancy, childbirth or the puerperium

- O10.4** **Pre-existing secondary hypertension complicating pregnancy, childbirth and the puerperium**
Any condition in I15.- specified as a reason for obstetric care during pregnancy, childbirth or the puerperium
- O10.9** **Unspecified pre-existing hypertension complicating pregnancy, childbirth and the puerperium**
- O11** **Pre-existing hypertensive disorder with superimposed proteinuria**
Conditions in O10.- complicated by increased proteinuria
Superimposed pre-eclampsia
- O12** **Gestational [pregnancy-induced] oedema and proteinuria without hypertension**
- O12.0** **Gestational oedema**
- O12.1** **Gestational proteinuria**
- O12.2** **Gestational oedema with proteinuria**
- O13** **Gestational [pregnancy-induced] hypertension without significant proteinuria**
Gestational hypertension NOS
Mild pre-eclampsia
- O14** **Gestational [pregnancy-induced] hypertension with significant proteinuria**
Excludes: superimposed pre-eclampsia (O11)
- O14.0** **Moderate pre-eclampsia**
- O14.1** **Severe pre-eclampsia**
- O14.2** **HELLP syndrome**
Combination of hemolysis, elevated liver enzymes and low platelet count
- O14.9** **Pre-eclampsia, unspecified**
- O15** **Eclampsia**
Includes: convulsions following conditions in O10-O14 and O16
eclampsia with pregnancy-induced or pre-existing hypertension

INTERNATIONAL CLASSIFICATION OF DISEASES

- O15.0** **Eclampsia in pregnancy**
- O15.1** **Eclampsia in labour**
- O15.2** **Eclampsia in the puerperium**
- O15.9** **Eclampsia, unspecified as to time period**
Eclampsia NOS

O16 **Unspecified maternal hypertension**

**Other maternal disorders predominantly related to pregnancy
(O20-O29)**

Note: Categories O24.- and O25 include the listed conditions even if they occur during childbirth or the puerperium.

Excludes: maternal:

- care related to the fetus and amniotic cavity and possible delivery problems (O30-O48)
- diseases classifiable elsewhere but complicating pregnancy, labour and delivery, and the puerperium (O98-O99)

O20 **Haemorrhage in early pregnancy**
Excludes: pregnancy with abortive outcome (O00-O08)

O20.0 **Threatened abortion**
Haemorrhage specified as due to threatened abortion

O20.8 **Other haemorrhage in early pregnancy**

O20.9 **Haemorrhage in early pregnancy, unspecified**

O21 **Excessive vomiting in pregnancy**

O21.0 **Mild hyperemesis gravidarum**
Hyperemesis gravidarum, mild or unspecified, starting before the end of the 22nd week of gestation

O21.1 Hyperemesis gravidarum with metabolic disturbance
Hyperemesis gravidarum, starting before the end of the 22nd week of gestation, with metabolic disturbance such as:

- carbohydrate depletion
- dehydration
- electrolyte imbalance

O21.2 Late vomiting of pregnancy
Excessive vomiting starting after 22 completed weeks of gestation

O21.8 Other vomiting complicating pregnancy
Vomiting due to diseases classified elsewhere, complicating pregnancy

Use additional code, if desired, to identify cause.

O21.9 Vomiting of pregnancy, unspecified

O22 **Venous complications in pregnancy**
Excludes: obstetric pulmonary embolism (O88.-)
the listed conditions as complications of:

- abortion or ectopic or molar pregnancy (O00-O07, O08.7)
- childbirth and the puerperium (O87.-)

O22.0 Varicose veins of lower extremity in pregnancy
Varicose veins NOS in pregnancy

O22.1 Genital varices in pregnancy
Perineal }
Vaginal } varices in pregnancy
Vulval }

O22.2 Superficial thrombophlebitis in pregnancy
Thrombophlebitis of legs in pregnancy

O22.3 Deep phlebothrombosis in pregnancy
Deep-vein thrombosis, antepartum

O22.4 Haemorrhoids in pregnancy

INTERNATIONAL CLASSIFICATION OF DISEASES

- O22.5** **Cerebral venous thrombosis in pregnancy**
Cerebrovenous sinus thrombosis in pregnancy
- O22.8** **Other venous complications in pregnancy**
- O22.9** **Venous complication in pregnancy, unspecified**
Gestational:
- phlebitis NOS
 - phlebopathy NOS
 - thrombosis NOS
- O23** **Infections of genitourinary tract in pregnancy**
- O23.0** **Infections of kidney in pregnancy**
- O23.1** **Infections of bladder in pregnancy**
- O23.2** **Infections of urethra in pregnancy**
- O23.3** **Infections of other parts of urinary tract in pregnancy**
- O23.4** **Unspecified infection of urinary tract in pregnancy**
- O23.5** **Infections of the genital tract in pregnancy**
- O23.9** **Other and unspecified genitourinary tract infection in pregnancy**
Genitourinary tract infection in pregnancy NOS
- O24** **Diabetes mellitus in pregnancy**
Includes: in childbirth and the puerperium
- O24.0** **Pre-existing diabetes mellitus, insulin-dependent**
- O24.1** **Pre-existing diabetes mellitus, non-insulin-dependent**
- O24.2** **Pre-existing malnutrition-related diabetes mellitus**
- O24.3** **Pre-existing diabetes mellitus, unspecified**

- O24.4** **Diabetes mellitus arising in pregnancy**
Gestational diabetes mellitus NOS
- O24.9** **Diabetes mellitus in pregnancy, unspecified**
- O25** **Malnutrition in pregnancy**
Malnutrition in childbirth and the puerperium
- O26** **Maternal care for other conditions predominantly related to pregnancy**
- O26.0** **Excessive weight gain in pregnancy**
Excludes: gestational oedema (O12.0, O12.2)
- O26.1** **Low weight gain in pregnancy**
- O26.2** **Pregnancy care of habitual aborter**
Excludes: habitual aborter:
 - with current abortion (O03-O06)
 - without current pregnancy (N96)
- O26.3** **Retained intrauterine contraceptive device in pregnancy**
- O26.4** **Herpes gestationis**
- O26.5** **Maternal hypotension syndrome**
Supine hypotensive syndrome
- O26.6** **Liver disorders in pregnancy, childbirth and the puerperium**
Excludes: hepatorenal syndrome following labour and delivery (O90.4)
- O26.7** **Subluxation of symphysis (pubis) in pregnancy, childbirth and the puerperium**
Excludes: traumatic separation of symphysis (pubis) during childbirth (O71.6)
- O26.8** **Other specified pregnancy-related conditions**
Exhaustion and fatigue } pregnancy-related
Peripheral neuritis }
Renal disease }
- O26.9** **Pregnancy-related condition, unspecified**

O28

Abnormal findings on antenatal screening of mother

Excludes: diagnostic findings classified elsewhere - see Alphabetical Index
maternal care related to the fetus and amniotic cavity and possible
delivery problems (O30-O48)

O28.0

Abnormal haematological finding on antenatal screening of mother

O28.1

Abnormal biochemical finding on antenatal screening of mother

O28.2

Abnormal cytological finding on antenatal screening of mother

O28.3

Abnormal ultrasonic finding on antenatal screening of mother

O28.4

Abnormal radiological finding on antenatal screening of mother

O28.5

Abnormal chromosomal and genetic finding on antenatal screening of mother

O28.8

Other abnormal findings on antenatal screening of mother

O28.9

Abnormal finding on antenatal screening of mother, unspecified

O29

Complications of anaesthesia during pregnancy

Includes: maternal complications arising from the administration of a general or
local anaesthetic, analgesic or other sedation during pregnancy

Excludes: complications of anaesthesia during:

- abortion or ectopic or molar pregnancy (O00-O08)
- labour and delivery (O74.-)
- puerperium (O89.-)

O29.0

Pulmonary complications of anaesthesia during pregnancy

Aspiration pneumonitis

Inhalation of stomach
contents or secretions NOS

Mendelson's syndrome

Pressure collapse of lung

} due to anaesthesia during
pregnancy

- O29.1 Cardiac complications of anaesthesia during pregnancy**
Cardiac:
• arrest } due to anaesthesia during pregnancy
• failure }
- O29.2 Central nervous system complications of anaesthesia during pregnancy**
Cerebral anoxia due to anaesthesia during pregnancy
- O29.3 Toxic reaction to local anaesthesia during pregnancy**
- O29.4 Spinal and epidural anaesthesia-induced headache during pregnancy**
- O29.5 Other complications of spinal and epidural anaesthesia during pregnancy**
- O29.6 Failed or difficult intubation during pregnancy**
- O29.8 Other complications of anaesthesia during pregnancy**
- O29.9 Complication of anaesthesia during pregnancy, unspecified**

Maternal care related to the fetus and amniotic cavity and possible delivery problems (O30-O48)

- O30 Multiple gestation**
Excludes: complications specific to multiple gestation (O31.-)
- O30.0 Twin pregnancy**
- O30.1 Triplet pregnancy**
- O30.2 Quadruplet pregnancy**
- O30.8 Other multiple gestation**
- O30.9 Multiple gestation, unspecified**
Multiple pregnancy NOS

031

Complications specific to multiple gestation

Excludes: conjoined twins causing disproportion (O33.7)
delayed delivery of second twin, triplet, etc. (O63.2)
malpresentation of one fetus or more (O32.5)
with obstructed labour (O64-O66)

031.0

Papyraceous fetus

Fetus compressus

031.1

Continuing pregnancy after abortion of one fetus or more

031.2

Continuing pregnancy after intrauterine death of one fetus or more

031.8

Other complications specific to multiple gestation

032

Maternal care for known or suspected malpresentation of fetus

Includes: the listed conditions as a reason for observation, hospitalization or other obstetric care of the mother, or for caesarean section before onset of labour

Excludes: the listed conditions with obstructed labour (O64.-)

032.0

Maternal care for unstable lie

032.1

Maternal care for breech presentation

032.2

Maternal care for transverse and oblique lie

Presentation:

- oblique
- transverse

032.3

Maternal care for face, brow and chin presentation

032.4

Maternal care for high head at term

Failure of head to enter pelvic brim

032.5

Maternal care for multiple gestation with malpresentation of one fetus or more

032.6

Maternal care for compound presentation

O32.8 Maternal care for other malpresentation of fetus

O32.9 Maternal care for malpresentation of fetus, unspecified

O33

Maternal care for known or suspected disproportion

Includes: the listed conditions as a reason for observation, hospitalization or other obstetric care of the mother, or for caesarean section before onset of labour

Excludes: the listed conditions with obstructed labour (O65-O66)

O33.0 Maternal care for disproportion due to deformity of maternal pelvic bones
Pelvic deformity causing disproportion NOS

O33.1 Maternal care for disproportion due to generally contracted pelvis
Contracted pelvis NOS causing disproportion

O33.2 Maternal care for disproportion due to inlet contraction of pelvis
Inlet contraction (pelvis) causing disproportion

O33.3 Maternal care for disproportion due to outlet contraction of pelvis
Mid-cavity contraction (pelvis) }
Outlet contraction (pelvis) } causing disproportion

O33.4 Maternal care for disproportion of mixed maternal and fetal origin

O33.5 Maternal care for disproportion due to unusually large fetus
Disproportion of fetal origin with normally formed fetus
Fetal disproportion NOS

O33.6 Maternal care for disproportion due to hydrocephalic fetus

O33.7 Maternal care for disproportion due to other fetal deformities

Conjoined twins
Fetal:

- ascites
- hydrops
- meningomyelocele
- sacral teratoma
- tumour

 } causing disproportion

O33.8 Maternal care for disproportion of other origin

O33.9 Maternal care for disproportion, unspecified

Cephalopelvic disproportion NOS

Fetopelvic disproportion NOS

O34

Maternal care for known or suspected abnormality of pelvic organs

Includes: the listed conditions as a reason for observation, hospitalization or other obstetric care of the mother, or for caesarean section before onset of labour

Excludes: the listed conditions with obstructed labour (O65.5)

O34.0 Maternal care for congenital malformation of uterus

Maternal care for:

- double uterus
- uterus bicornis

O34.1 Maternal care for tumour of corpus uteri

Maternal care for:

- polyp of corpus uteri
- uterine fibroid

Excludes: maternal care for tumour of cervix (O34.4)

O34.2 Maternal care due to uterine scar from previous surgery

Maternal care for scar from previous

Excludes: vaginal delivery following previous caesarean section NOS (O75.7)

O34.3 Maternal care for cervical incompetence

Maternal care for:

- cerclage
 - Shirodkar suture
- } with or without mention of cervical incompetence

O34.4 Maternal care for other abnormalities of cervix

Maternal care for:

- polyp of cervix
- previous surgery to cervix
- stricture or stenosis of cervix
- tumour of cervix

O34.5 Maternal care for other abnormalities of gravid uterus

Maternal care for:

- incarceration
 - prolapse
 - retroversion
- } of gravid uterus

O34.6 Maternal care for abnormality of vagina

Maternal care for:

- previous surgery to vagina
- septate vagina
- stenosis of vagina (acquired)(congenital)
- stricture of vagina
- tumour of vagina

Excludes: maternal care for vaginal varices in pregnancy (O22.1)

O34.7 Maternal care for abnormality of vulva and perineum

Maternal care for:

- fibrosis of perineum
- previous surgery to perineum or vulva
- rigid perineum
- tumour of vulva

Excludes: maternal care for perineal and vulval varices in pregnancy (O22.1)

O34.8 Maternal care for other abnormalities of pelvic organs

Maternal care for:

- cystocele
- pelvic floor repair (previous)
- pendulous abdomen
- rectocele
- rigid pelvic floor

O34.9 Maternal care for abnormality of pelvic organ, unspecified

O35

Maternal care for known or suspected fetal abnormality and damage

Includes: the listed conditions in the fetus as a reason for observation, hospitalization or other obstetric care of the mother, or for termination of pregnancy

Excludes: maternal care for known or suspected disproportion (O33.-)

O35.0

Maternal care for (suspected) central nervous system malformation in fetus

Maternal care for (suspected) fetal:

- anencephaly
- spina bifida

Excludes: chromosomal abnormality in fetus (O35.1)

O35.1

Maternal care for (suspected) chromosomal abnormality in fetus

O35.2

Maternal care for (suspected) hereditary disease in fetus

Excludes: chromosomal abnormality in fetus (O35.1)

O35.3

Maternal care for (suspected) damage to fetus from viral disease in mother

Maternal care for (suspected) damage to fetus from maternal:

- cytomegalovirus infection
- rubella

O35.4

Maternal care for (suspected) damage to fetus from alcohol

O35.5

Maternal care for (suspected) damage to fetus by drugs

Maternal care for (suspected) damage to fetus from drug addiction

Excludes: fetal distress in labour and delivery due to drug administration (O68.-)

O35.6

Maternal care for (suspected) damage to fetus by radiation

- O35.7** **Maternal care for (suspected) damage to fetus by other medical procedures**
Maternal care for (suspected) damage to fetus by:
- amniocentesis
 - biopsy procedures
 - haematological investigation
 - intrauterine contraceptive device
 - intrauterine surgery
- O35.8** **Maternal care for other (suspected) fetal abnormality and damage**
Maternal care for (suspected) damage to fetus from maternal:
- listeriosis
 - toxoplasmosis
- O35.9** **Maternal care for (suspected) fetal abnormality and damage, unspecified**
- O36** **Maternal care for other known or suspected fetal problems**
Includes: the listed conditions in the fetus as a reason for observation, hospitalization or other obstetric care of the mother, or for termination of pregnancy
- Excludes:* labour and delivery complicated by fetal stress [distress] (O68.-)
placental transfusion syndromes (O43.0)
- O36.0** **Maternal care for rhesus isoimmunization**
Anti-D [Rh] antibodies
Rh incompatibility (with hydrops fetalis)
- O36.1** **Maternal care for other isoimmunization**
ABO isoimmunization
Isoimmunization NOS (with hydrops fetalis)
- O36.2** **Maternal care for hydrops fetalis**
Hydrops fetalis:
- NOS
 - not associated with isoimmunization
- O36.3** **Maternal care for signs of fetal hypoxia**
- O36.4** **Maternal care for intrauterine death**
Excludes: missed abortion (O02.1)

INTERNATIONAL CLASSIFICATION OF DISEASES

- O36.5** **Maternal care for poor fetal growth**
Maternal care for known or suspected:
- light-for-dates
 - placental insufficiency
 - small-for-dates
- O36.6** **Maternal care for excessive fetal growth**
Maternal care for known or suspected large-for-dates
- O36.7** **Maternal care for viable fetus in abdominal pregnancy**
- O36.8** **Maternal care for other specified fetal problems**
- O36.9** **Maternal care for fetal problem, unspecified**
- O40** **Polyhydramnios**
Hydramnios
- O41** **Other disorders of amniotic fluid and membranes**
Excludes: premature rupture of membranes (O42.-)
- O41.0** **Oligohydramnios**
Oligohydramnios without mention of rupture of membranes
- O41.1** **Infection of amniotic sac and membranes**
Amnionitis
Chorioamnionitis
Membranitis
Placentitis
- O41.8** **Other specified disorders of amniotic fluid and membranes**
- O41.9** **Disorder of amniotic fluid and membranes, unspecified**
- O42** **Premature rupture of membranes**
- O42.0** **Premature rupture of membranes, onset of labour within 24 hours**
- O42.1** **Premature rupture of membranes, onset of labour after 24 hours**
Excludes: with labour delayed by therapy (O42.2)

O42.2 **Premature rupture of membranes, labour delayed by therapy**

O42.9 **Premature rupture of membranes, unspecified**

O43

Placental disorders

Excludes: maternal care for poor fetal growth due to placental insufficiency (O36.5)
placenta praevia (O44.-)
premature separation of placenta [abruptio placentae] (O45.-)

O43.0 **Placental transfusion syndromes**

Transfusion:

- fetomaternal
- maternofetal
- twin-to-twin

O43.1 **Malformation of placenta**

Abnormal placenta NOS
Circumvallate placenta

O43.2 **Morbidly adherent placenta**

Placenta:

- accreta
- increta
- percreta

Use additional code, if desired, to identify any:

- postpartum haemorrhage, third stage (O72.0)
- retained placenta without haemorrhage (O73.0)

O43.8 **Other placental disorders**

Placental:

- dysfunction
- infarction

O43.9 **Placental disorder, unspecified**

O44

Placenta praevia

O44.0 **Placenta praevia specified as without haemorrhage**

Low implantation of placenta specified as without haemorrhage

O44.1 Placenta praevia with haemorrhage
Low implantation of placenta, NOS or with haemorrhage

Placenta praevia:

- marginal
 - partial
 - total
- } NOS or with haemorrhage

Excludes: labour and delivery complicated by haemorrhage from vasa praevia (O69.4)

O45 Premature separation of placenta [abruptio placentae]

O45.0 Premature separation of placenta with coagulation defect
Abruptio placentae with (excessive) haemorrhage associated with:

- afibrinogenaemia
- disseminated intravascular coagulation
- hyperfibrinolysis
- hypofibrinogenaemia

O45.8 Other premature separation of placenta

O45.9 Premature separation of placenta, unspecified
Abruptio placentae NOS

O46 Antepartum haemorrhage, not elsewhere classified

Excludes: haemorrhage in early pregnancy (O20.-)
intrapartum haemorrhage NEC (O67.-)
placenta praevia (O44.-)
premature separation of placenta [abruptio placentae] (O45.-)

O46.0 Antepartum haemorrhage with coagulation defect
Antepartum haemorrhage (excessive) associated with:

- afibrinogenaemia
- disseminated intravascular coagulation
- hyperfibrinolysis
- hypofibrinogenaemia

O46.8 Other antepartum haemorrhage

O46.9 Antepartum haemorrhage, unspecified

O47

False labour

O47.0

False labour before 37 completed weeks of gestation

O47.1

False labour at or after 37 completed weeks of gestation

O47.9

False labour, unspecified

O48

Prolonged pregnancy

Post-dates

Post-term

**Complications of labour and delivery
(O60-O75)**

O60

Preterm labour

Onset (spontaneous) of labour before 37 completed weeks of gestation

O61

Failed induction of labour

O61.0

Failed medical induction of labour

Failed induction (of labour) by:

- oxytocin
- prostaglandins

O61.1

Failed instrumental induction of labour

Failed induction (of labour):

- mechanical
- surgical

O61.8

Other failed induction of labour

O61.9

Failed induction of labour, unspecified

O62

Abnormalities of forces of labour

O62.0

Primary inadequate contractions

Failure of cervical dilatation

Primary hypotonic uterine dysfunction

INTERNATIONAL CLASSIFICATION OF DISEASES

- O62.1** **Secondary uterine inertia**
Arrested active phase of labour
Secondary hypotonic uterine dysfunction
- O62.2** **Other uterine inertia**
Atony of uterus
Desultory labour
Hypotonic uterine dysfunction NOS
Irregular labour
Poor contractions
Uterine inertia NOS
- O62.3** **Precipitate labour**
- O62.4** **Hypertonic, incoordinate, and prolonged uterine contractions**
Contraction ring dystocia
Dyscoordinate labour
Hour-glass contraction of uterus
Hypertonic uterine dysfunction
Incoordinate uterine action
Tetanic contractions
Uterine dystocia NOS
- Excludes:* dystocia (fetal)(maternal) NOS (O66.9)
- O62.8** **Other abnormalities of forces of labour**
- O62.9** **Abnormality of forces of labour, unspecified**
- O63** **Long labour**
- O63.0** **Prolonged first stage (of labour)**
- O63.1** **Prolonged second stage (of labour)**
- O63.2** **Delayed delivery of second twin, triplet, etc.**
- O63.9** **Long labour, unspecified**
Prolonged labour NOS

O64

Obstructed labour due to malposition and malpresentation of fetus

O64.0

Obstructed labour due to incomplete rotation of fetal head

Deep transverse arrest

Obstructed labour due to persistent (position):

- occipitoiliac
- occipitoposterior
- occipitosacral
- occipitotransverse

O64.1

Obstructed labour due to breech presentation

O64.2

Obstructed labour due to face presentation

Obstructed labour due to chin presentation

O64.3

Obstructed labour due to brow presentation

O64.4

Obstructed labour due to shoulder presentation

Prolapsed arm

Excludes: impacted shoulders (O66.0)
shoulder dystocia (O66.0)

O64.5

Obstructed labour due to compound presentation

O64.8

Obstructed labour due to other malposition and malpresentation

O64.9

Obstructed labour due to malposition and malpresentation, unspecified

O65

Obstructed labour due to maternal pelvic abnormality

O65.0

Obstructed labour due to deformed pelvis

O65.1

Obstructed labour due to generally contracted pelvis

O65.2

Obstructed labour due to pelvic inlet contraction

O65.3

Obstructed labour due to pelvic outlet and mid-cavity contraction

INTERNATIONAL CLASSIFICATION OF DISEASES

- O65.4** **Obstructed labour due to fetopelvic disproportion, unspecified**
Excludes: dystocia due to abnormality of fetus (O66.2-O66.3)
- O65.5** **Obstructed labour due to abnormality of maternal pelvic organs**
Obstructed labour due to conditions listed in O34.-
- O65.8** **Obstructed labour due to other maternal pelvic abnormalities**
- O65.9** **Obstructed labour due to maternal pelvic abnormality, unspecified**
- O66** **Other obstructed labour**
- O66.0** **Obstructed labour due to shoulder dystocia**
Impacted shoulders
- O66.1** **Obstructed labour due to locked twins**
- O66.2** **Obstructed labour due to unusually large fetus**
- O66.3** **Obstructed labour due to other abnormalities of fetus**
Dystocia due to:
- conjoined twins
 - fetal:
 - ascites
 - hydrops
 - meningocele
 - sacral teratoma
 - tumour
 - hydrocephalic fetus
- O66.4** **Failed trial of labour, unspecified**
Failed trial of labour with subsequent delivery by caesarean section
- O66.5** **Failed application of vacuum extractor and forceps, unspecified**
Failed application of ventouse or forceps, with subsequent delivery by forceps or caesarean section respectively

O66.8 Other specified obstructed labour

O66.9 Obstructed labour, unspecified

Dystocia:

- NOS
- fetal NOS
- maternal NOS

O67

Labour and delivery complicated by intrapartum haemorrhage, not elsewhere classified

Excludes: antepartum haemorrhage NEC (O46.-)
placenta praevia (O44.-)
postpartum haemorrhage (O72.-)
premature separation of placenta [abruptio placentae] (O45.-)

O67.0 Intrapartum haemorrhage with coagulation defect

Intrapartum haemorrhage (excessive) associated with:

- afibrinogenaemia
- disseminated intravascular coagulation
- hyperfibrinolysis
- hypofibrinogenaemia

O67.8 Other intrapartum haemorrhage

Excessive intrapartum haemorrhage

O67.9 Intrapartum haemorrhage, unspecified

O68

Labour and delivery complicated by fetal stress [distress]

Includes: fetal distress in labour or delivery due to drug administration

O68.0 Labour and delivery complicated by fetal heart rate anomaly

Fetal:

- bradycardia
- heart rate irregularity
- tachycardia

Excludes: with meconium in amniotic fluid (O68.2)

O68.1 Labour and delivery complicated by meconium in amniotic fluid

Excludes: with fetal heart rate anomaly (O68.2)

INTERNATIONAL CLASSIFICATION OF DISEASES

- O68.2** **Labour and delivery complicated by fetal heart rate anomaly with meconium in amniotic fluid**
- O68.3** **Labour and delivery complicated by biochemical evidence of fetal stress**
Abnormal fetal:
- acidaemia
 - acid-base balance
- O68.8** **Labour and delivery complicated by other evidence of fetal stress**
Evidence of fetal distress:
- electrocardiographic
 - ultrasonic
- O68.9** **Labour and delivery complicated by fetal stress, unspecified**
- O69** **Labour and delivery complicated by umbilical cord complications**
- O69.0** **Labour and delivery complicated by prolapse of cord**
- O69.1** **Labour and delivery complicated by cord around neck, with compression**
- O69.2** **Labour and delivery complicated by other cord entanglement**
Entanglement of cords of twins in monoamniotic sac
Knot in cord
- O69.3** **Labour and delivery complicated by short cord**
- O69.4** **Labour and delivery complicated by vasa praevia**
Haemorrhage from vasa praevia
- O69.5** **Labour and delivery complicated by vascular lesion of cord**
Cord:
- bruising
 - haematoma
- Thrombosis of umbilical vessels
- O69.8** **Labour and delivery complicated by other cord complications**
- O69.9** **Labour and delivery complicated by cord complication, unspecified**

O70

Perineal laceration during delivery

Includes: episiotomy extended by laceration

Excludes: obstetric high vaginal laceration alone (O71.4)

O70.0

First degree perineal laceration during delivery

Perineal laceration, rupture or tear (involving):

- fourchette
 - labia
 - skin
 - slight
 - vagina
 - vulva
- } during delivery

O70.1

Second degree perineal laceration during delivery

Perineal laceration, rupture or tear as in O70.0, also involving:

- pelvic floor
 - perineal muscles
 - vaginal muscles
- } during delivery

Excludes: that involving anal sphincter (O70.2)

O70.2

Third degree perineal laceration during delivery

Perineal laceration, rupture or tear as in O70.1, also involving:

- anal sphincter
 - rectovaginal septum
 - sphincter NOS
- } during delivery

Excludes: that involving anal or rectal mucosa (O70.3)

O70.3

Fourth degree perineal laceration during delivery

Perineal laceration, rupture or tear as in O70.2, also involving:

- anal mucosa
 - rectal mucosa
- } during delivery

O70.9

Perineal laceration during delivery, unspecified

INTERNATIONAL CLASSIFICATION OF DISEASES

- O71** **Other obstetric trauma**
Includes: damage from instruments
- O71.0** **Rupture of uterus before onset of labour**
- O71.1** **Rupture of uterus during labour**
Rupture of uterus not stated as occurring before onset of labour
- O71.2** **Postpartum inversion of uterus**
- O71.3** **Obstetric laceration of cervix**
Annular detachment of cervix
- O71.4** **Obstetric high vaginal laceration alone**
Laceration of vaginal wall without mention of perineal laceration

Excludes: with perineal laceration (O70.-)
- O71.5** **Other obstetric injury to pelvic organs**
Obstetric injury to:
• bladder
• urethra
- O71.6** **Obstetric damage to pelvic joints and ligaments**
Avulsion of inner symphyseal cartilage
Damage to coccyx
Traumatic separation of symphysis (pubis) } obstetric
- O71.7** **Obstetric haematoma of pelvis**
Obstetric haematoma of:
• perineum
• vagina
• vulva
- O71.8** **Other specified obstetric trauma**
- O71.9** **Obstetric trauma, unspecified**

O72

Postpartum haemorrhage

Includes: haemorrhage after delivery of fetus or infant

O72.0

Third-stage haemorrhage

Haemorrhage associated with retained, trapped or adherent placenta

Retained placenta NOS

Use additional code, if desired, to identify any morbidly adherent placenta (O43.2).

O72.1

Other immediate postpartum haemorrhage

Haemorrhage following delivery of placenta

Postpartum haemorrhage (atonic) NOS

Use additional code, if desired, to identify any morbidly adherent placenta (O43.2).

O72.2

Delayed and secondary postpartum haemorrhage

Haemorrhage associated with retained portions of placenta or membranes

Retained products of conception NOS, following delivery

O72.3

Postpartum coagulation defects

Postpartum:

- afibrinogenaemia
- fibrinolysis

O73

Retained placenta and membranes, without haemorrhage

O73.0

Retained placenta without haemorrhage

Use additional code, if desired, to identify any morbidly adherent placenta (O43.2).

O73.1

Retained portions of placenta and membranes, without haemorrhage

Retained products of conception following delivery, without haemorrhage

O74

Complications of anaesthesia during labour and delivery

Includes: maternal complications arising from the administration of a general or local anaesthetic, analgesic or other sedation during labour and delivery

INTERNATIONAL CLASSIFICATION OF DISEASES

- O74.0** **Aspiration pneumonitis due to anaesthesia during labour and delivery**
Inhalation of stomach }
 contents or secretions NOS } due to anaesthesia during
Mendelson's syndrome } labour and delivery
- O74.1** **Other pulmonary complications of anaesthesia during labour and delivery**
Pressure collapse of lung due to anaesthesia during labour and delivery
- O74.2** **Cardiac complications of anaesthesia during labour and delivery**
Cardiac:
 • arrest } due to anaesthesia during
 • failure } labour and delivery
- O74.3** **Central nervous system complications of anaesthesia during labour and delivery**
Cerebral anoxia due to anaesthesia during labour and delivery
- O74.4** **Toxic reaction to local anaesthesia during labour and delivery**
- O74.5** **Spinal and epidural anaesthesia-induced headache during labour and delivery**
- O74.6** **Other complications of spinal and epidural anaesthesia during labour and delivery**
- O74.7** **Failed or difficult intubation during labour and delivery**
- O74.8** **Other complications of anaesthesia during labour and delivery**
- O74.9** **Complication of anaesthesia during labour and delivery, unspecified**
- O75** **Other complications of labour and delivery, not elsewhere classified**
Excludes: puerperal:
 • infection (O86.-)
 • sepsis (O85)
- O75.0** **Maternal distress during labour and delivery**
- O75.1** **Shock during or following labour and delivery**
Obstetric shock
- O75.2** **Pyrexia during labour, not elsewhere classified**

O75.3 Other infection during labour
Septicaemia during labour

O75.4 Other complications of obstetric surgery and procedures
Cardiac: }

- arrest
- failure

Cerebral anoxia } following caesarean or other obstetric surgery or procedures, including delivery NOS

Excludes: complications of anaesthesia during labour and delivery (O74.-) obstetric (surgical) wound:

- disruption (O90.0-O90.1)
- haematoma (O90.2)
- infection (O86.0)

O75.5 Delayed delivery after artificial rupture of membranes

O75.6 Delayed delivery after spontaneous or unspecified rupture of membranes
Excludes: spontaneous premature rupture of membranes (O42.-)

O75.7 Vaginal delivery following previous caesarean section

O75.8 Other specified complications of labour and delivery

O75.9 Complication of labour and delivery, unspecified

**Delivery
(O80-O84)**

Note: Codes O80-O84 are provided for morbidity coding purposes. Codes from this block should be used for primary morbidity coding only if no other condition classifiable to Chapter XV is recorded. For use of these categories, reference should be made to the morbidity coding rules and guidelines in Volume 2 or mortality coding rules and guidelines in Part 2a Instruction Manual (NCHS).

O80

Single spontaneous delivery
Includes: cases with minimal or no assistance, with or without episiotomy delivery in a completely normal case

INTERNATIONAL CLASSIFICATION OF DISEASES

- O80.0** Spontaneous vertex delivery
- O80.1** Spontaneous breech delivery
- O80.8** Other single spontaneous delivery
- O80.9** Single spontaneous delivery, unspecified
Spontaneous delivery NOS
- O81** Single delivery by forceps and vacuum extractor
Excludes: failed application of vacuum extractor or forceps (O66.5)
- O81.0** Low forceps delivery
- O81.1** Mid-cavity forceps delivery
- O81.2** Mid-cavity forceps with rotation
- O81.3** Other and unspecified forceps delivery
- O81.4** Vacuum extractor delivery
Ventouse delivery
- O81.5** Delivery by combination of forceps and vacuum extractor
Forceps and ventouse delivery
- O82** Single delivery by caesarean section
- O82.0** Delivery by elective caesarean section
Repeat caesarean section NOS
- O82.1** Delivery by emergency caesarean section
- O82.2** Delivery by caesarean hysterectomy
- O82.8** Other single delivery by caesarean section
- O82.9** Delivery by caesarean section, unspecified

O83

Other assisted single delivery

O83.0

Breech extraction

O83.1

Other assisted breech delivery

Breech delivery NOS

O83.2

Other manipulation-assisted delivery

Version with extraction

O83.3

Delivery of viable fetus in abdominal pregnancy

O83.4

Destructive operation for delivery

Cleidotomy

Craniotomy

Embryotomy

} to facilitate delivery

O83.8

Other specified assisted single delivery

O83.9

Assisted single delivery, unspecified

Assisted delivery NOS

O84

Multiple delivery

Use additional code (O80-O83), if desired, to indicate the method of delivery of each fetus or infant.

O84.0

Multiple delivery, all spontaneous

O84.1

Multiple delivery, all by forceps and vacuum extractor

O84.2

Multiple delivery, all by caesarean section

O84.8

Other multiple delivery

Multiple delivery by combination of methods

O84.9

Multiple delivery, unspecified

**Complications predominantly related to the puerperium
(O85-O92)**

Note: Categories O88.-, O91.- and O92.- include the listed conditions even if they occur during pregnancy and childbirth.

Excludes: mental and behavioural disorders associated with the puerperium (F53.-)
obstetrical tetanus (A34)
puerperal osteomalacia (M83.0)

O85

Puerperal sepsis

Puerperal:

- endometritis
- fever
- peritonitis
- septicaemia

Use additional code (B95-B97), if desired, to identify infectious agent.

Excludes: obstetric pyaemic and septic embolism (O88.3)
septicaemia during labour (O75.3)

O86

Other puerperal infections

Use additional code (B95-B97), if desired, to identify infectious agent.

Excludes: infection during labour (O75.3)

O86.0

Infection of obstetric surgical wound

Infected:

- caesarean section wound
 - perineal repair
- } following delivery

O86.1

Other infection of genital tract following delivery

- Cervicitis
 - Vaginitis
- } following delivery

O86.2

Urinary tract infection following delivery

Conditions in N10-N12, N15.-, N30.-, N34.-, N39.0 following delivery

O86.3 **Other genitourinary tract infections following delivery**
Puerperal genitourinary tract infection NOS

O86.4 **Pyrexia of unknown origin following delivery**
Puerperal:
• infection NOS
• pyrexia NOS

Excludes: puerperal fever (O85)
pyrexia during labour (O75.2)

O86.8 **Other specified puerperal infections**

O87

Venous complications in the puerperium

Includes: in labour, delivery and the puerperium

Excludes: obstetric embolism (O88.-)
venous complications in pregnancy (O22.-)

O87.0 **Superficial thrombophlebitis in the puerperium**

O87.1 **Deep phlebothrombosis in the puerperium**
Deep-vein thrombosis, postpartum
Pelvic thrombophlebitis, postpartum

O87.2 **Haemorrhoids in the puerperium**

O87.3 **Cerebral venous thrombosis in the puerperium**
Cerebrovenous sinus thrombosis in the puerperium

O87.8 **Other venous complications in the puerperium**
Genital varices in the puerperium

O87.9 **Venous complication in the puerperium, unspecified**
Puerperal:
• phlebitis NOS
• phlebopathy NOS
• thrombosis NOS

088

Obstetric embolism

Includes: pulmonary emboli in pregnancy, childbirth or the puerperium

Excludes: embolism complicating abortion or ectopic or molar pregnancy (O00-O07, O08.2)

088.0 **Obstetric air embolism**

088.1 **Amniotic fluid embolism**

088.2 **Obstetric blood-clot embolism**
Obstetric (pulmonary) embolism NOS
Puerperal (pulmonary) embolism NOS

088.3 **Obstetric pyaemic and septic embolism**

088.8 **Other obstetric embolism**
Obstetric fat embolism

089

Complications of anaesthesia during the puerperium

Includes: maternal complications arising from the administration of a general or local anaesthetic, analgesic or other sedation during the puerperium

089.0 **Pulmonary complications of anaesthesia during the puerperium**

Aspiration pneumonitis
Inhalation of stomach
 contents or secretions NOS
Mendelson's syndrome
Pressure collapse of lung

} due to anaesthesia during
 the puerperium

089.1 **Cardiac complications of anaesthesia during the puerperium**

Cardiac:
• arrest } due to anaesthesia during
• failure } the puerperium

089.2 **Central nervous system complications of anaesthesia during the puerperium**

Cerebral anoxia due to anaesthesia during the puerperium

089.3 **Toxic reaction to local anaesthesia during the puerperium**

089.4 **Spinal and epidural anaesthesia-induced headache during the puerperium**

- O89.5** **Other complications of spinal and epidural anaesthesia during the puerperium**
- O89.6** **Failed or difficult intubation during the puerperium**
- O89.8** **Other complications of anaesthesia during the puerperium**
- O89.9** **Complication of anaesthesia during the puerperium, unspecified**
- O90** **Complications of the puerperium, not elsewhere classified**
- O90.0** **Disruption of caesarean section wound**
- O90.1** **Disruption of perineal obstetric wound**
Disruption of wound of:
• episiotomy
• perineal laceration
Secondary perineal tear
- O90.2** **Haematoma of obstetric wound**
- O90.3** **Cardiomyopathy in the puerperium**
Conditions in I42.-
- O90.4** **Postpartum acute renal failure**
Hepatorenal syndrome following labour and delivery
- O90.5** **Postpartum thyroiditis**
- O90.8** **Other complications of the puerperium, not elsewhere classified**
Placental polyp
- O90.9** **Complication of the puerperium, unspecified**
- O91** **Infections of breast associated with childbirth**
Includes: the listed conditions during pregnancy, the puerperium or lactation
- O91.0** **Infection of nipple associated with childbirth**
Abscess of nipple:
• gestational
• puerperal

INTERNATIONAL CLASSIFICATION OF DISEASES

091.1 Abscess of breast associated with childbirth
Mammary abscess
Purulent mastitis
Subareolar abscess } gestational or puerperal

091.2 Nonpurulent mastitis associated with childbirth
Lymphangitis of breast
Mastitis:
• NOS
• interstitial
• parenchymatous } gestational or puerperal

092

Other disorders of breast and lactation associated with childbirth
Includes: the listed conditions during pregnancy, the puerperium or lactation

092.0 Retracted nipple associated with childbirth

092.1 Cracked nipple associated with childbirth
Fissure of nipple, gestational or puerperal

092.2 Other and unspecified disorders of breast associated with childbirth

092.3 Agalactia
Primary agalactia

092.4 Hypogalactia

092.5 Suppressed lactation
Agalactia:
• elective
• secondary
• therapeutic

092.6 Galactorrhoea
Excludes: galactorrhoea not associated with childbirth (N64.3)

092.7 Other and unspecified disorders of lactation
Puerperal galac

**Other obstetric conditions, not elsewhere classified
(O94-O99)**

Note: For use of categories O94-O97 reference should be made to the mortality coding rules and guidelines in Part 2a Instruction Manual (NCHS).

O94

Sequelae of complication of pregnancy, childbirth and the puerperium

Note: This category is to be used for morbidity coding only to indicate conditions in categories O00-O75 and O85-O92 as the cause of sequelae, which are themselves classified elsewhere. The 'sequelae' include conditions specified as such or as late effects, or those present one year or more after the onset of the causal condition.

Excludes: that resulting in death (O96, O97)

O95

Obstetric death of unspecified cause

Maternal death from unspecified cause occurring during pregnancy, labour and delivery, or the puerperium

O96

Death from any obstetric cause occurring more than 42 days but less than one year after delivery

Use additional code, if desired, to identify obstetric cause (direct or indirect) of death.

O96.0

Death from direct obstetric cause

O96.1

Death from indirect obstetric cause

O96.9

Death from unspecified obstetric cause

O97

Death from sequelae of direct obstetric causes

Death from any obstetric cause (direct or indirect) occurring one year or more after delivery

Use additional code, if desired, to identify the obstetric cause (direct or indirect)

O97.0

Death from sequelae of direct obstetric cause

O97.1

Death from sequelae of indirect obstetric cause

O97.9

Death from sequelae of obstetric cause, unspecified

O98

Maternal infectious and parasitic diseases classifiable elsewhere but complicating pregnancy, childbirth and the puerperium

Includes: the listed conditions when complicating the pregnant state, when aggravated by the pregnancy, or as a reason for obstetric care

Use additional code (Chapter I), if desired, to identify specific condition.

Excludes: asymptomatic human immunodeficiency virus [HIV] infection status (Z21)
laboratory evidence of human immunodeficiency virus [HIV] (R75)
obstetrical tetanus (A34)
puerperal:
• infection (O86.-)
• sepsis (O85)
when the reason for maternal care is that the disease is known or suspected to have affected the fetus (O35-O36)

O98.0 Tuberculosis complicating pregnancy, childbirth and the puerperium
Conditions in A15-A19

O98.1 Syphilis complicating pregnancy, childbirth and the puerperium
Conditions in A50-A53

O98.2 Gonorrhoea complicating pregnancy, childbirth and the puerperium
Conditions in A54.-

O98.3 Other infections with a predominantly sexual mode of transmission complicating pregnancy, childbirth and the puerperium
Conditions in A55-A64

O98.4 Viral hepatitis complicating pregnancy, childbirth and the puerperium
Conditions in B15-B19

O98.5 Other viral diseases complicating pregnancy, childbirth and the puerperium
Conditions in A80-B09, B25-B34

O98.6 **Protozoal diseases complicating pregnancy, childbirth and the puerperium**
Conditions in B50-B64

O98.7 **Human immunodeficiency [HIV] disease complicating pregnancy, childbirth and the puerperium**
Conditions in B20-B24

O98.8 **Other maternal infectious and parasitic diseases complicating pregnancy, childbirth and the puerperium**

O98.9 **Unspecified maternal infectious or parasitic disease complicating pregnancy, childbirth and the puerperium**

O99

Other maternal diseases classifiable elsewhere but complicating pregnancy, childbirth and the puerperium

Note: This category includes conditions which complicate the pregnant state, are aggravated by the pregnancy or are a main reason for obstetric care and for which the Alphabetical Index does not indicate a specific rubric in Chapter XV.

Use additional code, if desired, to identify specific condition.

Excludes: infectious and parasitic diseases (O98.-)
injury, poisoning and certain other consequences of external causes (S00-T98)
when the reason for maternal care is that the condition is known or suspected to have affected the fetus (O35-O36)

O99.0 **Anaemia complicating pregnancy, childbirth and the puerperium**
Conditions in D50-D64

O99.1 **Other diseases of the blood and blood-forming organs and certain disorders involving the immune mechanism complicating pregnancy, childbirth and the puerperium**
Conditions in D65-D89

Excludes: haemorrhage with coagulation defects (O46.0, O67.0, O72.3)

INTERNATIONAL CLASSIFICATION OF DISEASES

O99.2 Endocrine, nutritional and metabolic diseases complicating pregnancy, childbirth and the puerperium

Conditions in E00-E90

Excludes: diabetes mellitus (O24.-)
malnutrition (O25)
postpartum thyroiditis (O90.5)

O99.3 Mental disorders and diseases of the nervous system complicating pregnancy, childbirth and the puerperium

Conditions in F00-F99 and G00-G99

Excludes: postnatal depression (F53.0)
pregnancy-related peripheral neuritis (O26.8)
puerperal psychosis (F53.1)

O99.4 Diseases of the circulatory system complicating pregnancy, childbirth and the puerperium

Conditions in I00-I99

Excludes: cardiomyopathy in the puerperium (O90.3)
hypertensive disorders (O10-O16)
obstetric embolism (O88.-)
venous complications and cerebrovenous sinus thrombosis in:
• labour, childbirth and the puerperium (O87.-)
• pregnancy (O22.-)

O99.5 Diseases of the respiratory system complicating pregnancy, childbirth and the puerperium

Conditions in J00-J99

O99.6 Diseases of the digestive system complicating pregnancy, childbirth and the puerperium

Conditions in K00-K93

Excludes: liver disorders in pregnancy, childbirth and the puerperium (O26.6)

O99.7 Diseases of the skin and subcutaneous tissue complicating pregnancy, childbirth and the puerperium

Conditions in L00-L99

Excludes: herpes gestationis (O26.4)

O99.8 Other specified diseases and conditions complicating pregnancy, childbirth and the puerperium

Combination of conditions classifiable to O99.0-O99.7

Conditions in C00-D48, H00-H95, M00-M99, N00-N99, and Q00-Q99
not elsewhere classified

Excludes: genitourinary infections in pregnancy (O23.-)
infection of genitourinary tract following delivery (O86.0-O86.3)
maternal care for known or suspected abnormality of maternal pelvic
organs (O34.-)
postpartum acute renal failure (O90.4)
postpartum nephritis (O90.8)

CHAPTER XVI

Certain conditions originating in the perinatal period (P00-P96)

Includes: conditions that have their origin in the perinatal period even though death or morbidity occurs later

Excludes: congenital malformations, deformations and chromosomal abnormalities (Q00-Q99)
endocrine, nutritional and metabolic diseases (E00-E90)
injury, poisoning and certain other consequences of external causes (S00-T98)
neoplasms (C00-D48)
tetanus neonatorum (A33)

This chapter contains the following blocks:

P00-P04	Fetus and newborn affected by maternal factors and by complications of pregnancy, labour and delivery
P05-P08	Disorders related to length of gestation and fetal growth
P10-P15	Birth trauma
P20-P29	Respiratory and cardiovascular disorders specific to the perinatal period
P35-P39	Infections specific to the perinatal period
P50-P61	Haemorrhagic and haematological disorders of fetus and newborn
P70-P74	Transitory endocrine and metabolic disorders specific to fetus and newborn
P75-P78	Digestive system disorders of fetus and newborn
P80-P83	Conditions involving the integument and temperature regulation of fetus and newborn
P90-P96	Other disorders originating in the perinatal period

An asterisk category for this chapter is provided as follows:

P75* Meconium ileus

**Fetus and newborn affected by maternal factors and by complications of pregnancy, labour and delivery
(P00-P04)**

Includes: the listed maternal conditions only when specified as a cause of mortality or morbidity in fetus or newborn

P00

Fetus and newborn affected by maternal conditions that may be unrelated to present pregnancy

Excludes: fetus and newborn affected by:

- maternal complications of pregnancy (P01.-)
- maternal endocrine and metabolic disorders (P70-P74)
- noxious influences transmitted via placenta or breast milk (P04.-)

P00.0 Fetus and newborn affected by maternal hypertensive disorders
Fetus or newborn affected by maternal conditions classifiable to O10-O11, O13-O16

P00.1 Fetus and newborn affected by maternal renal and urinary tract diseases
Fetus or newborn affected by maternal conditions classifiable to N00-N39

P00.2 Fetus and newborn affected by maternal infectious and parasitic diseases
Fetus or newborn affected by maternal infectious disease classifiable to A00-B99 and J09-J11, but not itself manifesting that disease

Excludes: infections specific to the perinatal period (P35-P39)
maternal genital tract and other localized infections (P00.8)

P00.3 Fetus and newborn affected by other maternal circulatory and respiratory diseases
Fetus or newborn affected by maternal conditions classifiable to I00-I99, J00-J99, Q20-Q34 and not included in P00.0, P00.2

P00.4 Fetus and newborn affected by maternal nutritional disorders
Fetus or newborn affected by maternal disorders classifiable to E40-E64
Maternal malnutrition NOS

P00.5 Fetus and newborn affected by maternal injury
Fetus or newborn affected by maternal conditions classifiable to S00-T79

CERTAIN CONDITIONS ORIGINATING IN THE PERINATAL PERIOD

- P00.6** **Fetus and newborn affected by surgical procedure on mother**
Excludes: caesarean section for present delivery (P03.4)
 damage to placenta from amniocentesis, caesarean section or surgical
 induction (P02.1)
 previous surgery to uterus or pelvic organs (P03.8)
 termination of pregnancy, fetus (P96.4)
- P00.7** **Fetus and newborn affected by other medical procedures on mother, not
elsewhere classified**
Fetus or newborn affected by radiology on mother

Excludes: damage to placenta from amniocentesis, caesarean section or surgical
 induction (P02.1)
 fetus or newborn affected by other complications of labour and delivery
 (P03.-)
- P00.8** **Fetus and newborn affected by other maternal conditions**
Fetus or newborn affected by:
• conditions classifiable to T80-T88
• maternal genital tract and other localized infections
• maternal systemic lupus erythematosus

Excludes: transitory neonatal endocrine and metabolic disorders (P70-P74)
- P00.9** **Fetus and newborn affected by unspecified maternal condition**
- P01** **Fetus and newborn affected by maternal complications of pregnancy**
- P01.0** **Fetus and newborn affected by incompetent cervix**
- P01.1** **Fetus and newborn affected by premature rupture of membranes**
- P01.2** **Fetus and newborn affected by oligohydramnios**
Excludes: when due to premature rupture of membranes (P01.1)
- P01.3** **Fetus and newborn affected by polyhydramnios**
Hydramnios
- P01.4** **Fetus and newborn affected by ectopic pregnancy**
Abdominal pregnancy

INTERNATIONAL CLASSIFICATION OF DISEASES

- P01.5** **Fetus and newborn affected by multiple pregnancy**
Triplet (pregnancy)
Twin (pregnancy)
- P01.6** **Fetus and newborn affected by maternal death**
- P01.7** **Fetus and newborn affected by malpresentation before labour**
Breech presentation }
External version } before labour
Face presentation }
Transverse lie }
Unstable lie }
- P01.8** **Fetus and newborn affected by other maternal complications of pregnancy**
Spontaneous abortion, fetus
- P01.9** **Fetus and newborn affected by maternal complication of pregnancy, unspecified**
- P02** **Fetus and newborn affected by complications of placenta, cord and membranes**
- P02.0** **Fetus and newborn affected by placenta praevia**
- P02.1** **Fetus and newborn affected by other forms of placental separation and haemorrhage**
Abruptio placentae
Accidental haemorrhage
Antepartum haemorrhage
Damage to placenta from amniocentesis, caesarean section or surgical induction
Maternal blood loss
Premature separation of placenta
- P02.2** **Fetus and newborn affected by other and unspecified morphological and functional abnormalities of placenta**
Placental:
• dysfunction
• infarction
• insufficiency

CERTAIN CONDITIONS ORIGINATING IN THE PERINATAL PERIOD

- P02.3 Fetus and newborn affected by placental transfusion syndromes**
Placental and cord abnormalities resulting in twin-to-twin or other transplacental transfusion
- Use additional code, if desired, to indicate resultant condition in the fetus or newborn.
- P02.4 Fetus and newborn affected by prolapsed cord**
- P02.5 Fetus and newborn affected by other compression of umbilical cord**
Cord (tightly) around neck
Entanglement of cord
Knot in cord
- P02.6 Fetus and newborn affected by other and unspecified conditions of umbilical cord**
Short cord
Vasa praevia
- Excludes:* single umbilical artery (Q27.0)
- P02.7 Fetus and newborn affected by chorioamnionitis**
Amnionitis
Membranitis
Placentitis
- P02.8 Fetus and newborn affected by other abnormalities of membranes**
- P02.9 Fetus and newborn affected by abnormality of membranes, unspecified**
- P03 Fetus and newborn affected by other complications of labour and delivery**
- P03.0 Fetus and newborn affected by breech delivery and extraction**
- P03.1 Fetus and newborn affected by other malpresentation, malposition and disproportion during labour and delivery**
Contracted pelvis
Fetus or newborn affected by conditions classifiable to O64-O66
Persistent occipitoposterior
Transverse lie

INTERNATIONAL CLASSIFICATION OF DISEASES

- P03.2** **Fetus and newborn affected by forceps delivery**
- P03.3** **Fetus and newborn affected by delivery by vacuum extractor [ventouse]**
- P03.4** **Fetus and newborn affected by caesarean delivery**
- P03.5** **Fetus and newborn affected by precipitate delivery**
Rapid second stage
- P03.6** **Fetus and newborn affected by abnormal uterine contractions**
Fetus or newborn affected by conditions classifiable to O62.-, except O62.3
Hypertonic labour
Uterine inertia
- P03.8** **Fetus and newborn affected by other specified complications of labour and delivery**
Abnormality of maternal soft tissues
Destructive operation to facilitate delivery
Fetus or newborn affected by conditions classifiable to O60-O75 and by procedures used in labour and delivery not included in P02.- and P03.0-P03.6
Induction of labour
- P03.9** **Fetus and newborn affected by complication of labour and delivery, unspecified**
- P04** **Fetus and newborn affected by noxious influences transmitted via placenta or breast milk**
Includes: nonteratogenic effects of substances transmitted via placenta
Excludes: congenital malformations (Q00-Q99)
 neonatal jaundice due to drugs or toxins transmitted from mother (P58.4)
- P04.0** **Fetus and newborn affected by maternal anaesthesia and analgesia in pregnancy, labour and delivery**
Reactions and intoxications from maternal opiates and tranquillizers administered during labour and delivery

CERTAIN CONDITIONS ORIGINATING IN THE PERINATAL PERIOD

- P04.1 Fetus and newborn affected by other maternal medication**
Cancer chemotherapy
Cytotoxic drugs
- Excludes:* dysmorphism due to warfarin (Q86.2)
fetal hydantoin syndrome (Q86.1)
maternal use of drugs of addiction (P04.4)
- P04.2 Fetus and newborn affected by maternal use of tobacco**
- P04.3 Fetus and newborn affected by maternal use of alcohol**
Excludes: fetal alcohol syndrome (Q86.0)
- P04.4 Fetus and newborn affected by maternal use of drugs of addiction**
Excludes: maternal anaesthesia and analgesia (P04.0)
withdrawal symptoms from maternal use of drugs of addiction (P96.1)
- P04.5 Fetus and newborn affected by maternal use of nutritional chemical substances**
- P04.6 Fetus and newborn affected by maternal exposure to environmental chemical substances**
- P04.8 Fetus and newborn affected by other maternal noxious influences**
- P04.9 Fetus and newborn affected by maternal noxious influence, unspecified**

Disorders related to length of gestation and fetal growth (P05-P08)

P05 Slow fetal growth and fetal malnutrition

- P05.0 Light for gestational age**
Usually referred to as weight below but length above 10th centile for gestational age.
- Light-for-dates

P05.1 **Small for gestational age**
Usually referred to as weight and length below 10th centile for gestational age.

Small-for-dates
Small-and-light-for-dates

P05.2 **Fetal malnutrition without mention of light or small for gestational age**
Infant, not light or small for gestational age, showing signs of fetal malnutrition, such as dry, peeling skin and loss of subcutaneous tissue.

Excludes: fetal malnutrition with mention of:
• light for gestational age (P05.0)
• small for gestational age (P05.1)

P05.9 **Slow fetal growth, unspecified**
Fetal growth retardation NOS

P07

Disorders related to short gestation and low birth weight, not elsewhere classified

Note: When both birth weight and gestational age are available, priority of assignment should be given to birth weight.

Includes: the listed conditions, without further specification, as the cause of mortality, morbidity or additional care, in newborn

Excludes: low birth weight due to slow fetal growth and fetal malnutrition (P05.-)

P07.0 **Extremely low birth weight**
Birth weight 999 g or less.

P07.1 **Other low birth weight**
Birth weight 1000-2499 g.

P07.2 **Extreme immaturity**
Less than 28 completed weeks (less than 196 completed days) of gestation.

P07.3 **Other preterm infants**
28 completed weeks or more but less than 37 completed weeks (196 completed days but less than 259 completed days) of gestation.

Prematurity NOS

CERTAIN CONDITIONS ORIGINATING IN THE PERINATAL PERIOD

P08

Disorders related to long gestation and high birth weight

Note: When both birth weight and gestational age are available, priority of assignment should be given to birth weight.

Includes: the listed conditions, without further specification, as causes of mortality, morbidity or additional care, in fetus or newborn

P08.0

Exceptionally large baby

Usually implies a birth weight of 4500 g or more.

Excludes: syndrome of:

- infant of diabetic mother (P70.1)
- infant of mother with gestational diabetes (P70.0)

P08.1

Other heavy for gestational age infants

Other fetus or infant heavy- or large-for-dates regardless of period of gestation.

P08.2

Post-term infant, not heavy for gestational age

Fetus or infant with gestation period of 42 completed weeks or more (294 days or more), not heavy- or large-for-dates.

Postmaturity NOS

Birth trauma

(P10-P15)

P10

Intracranial laceration and haemorrhage due to birth injury

Excludes: intracranial haemorrhage of fetus or newborn:

- NOS (P52.9)
- due to anoxia or hypoxia (P52.-)

P10.0

Subdural haemorrhage due to birth injury

Subdural haematoma (localized) due to birth injury

Excludes: subdural haemorrhage accompanying tentorial tear (P10.4)

P10.1

Cerebral haemorrhage due to birth injury

INTERNATIONAL CLASSIFICATION OF DISEASES

- P10.2** **Intraventricular haemorrhage due to birth injury**
- P10.3** **Subarachnoid haemorrhage due to birth injury**
- P10.4** **Tentorial tear due to birth injury**
- P10.8** **Other intracranial lacerations and haemorrhages due to birth injury**
- P10.9** **Unspecified intracranial laceration and haemorrhage due to birth injury**
- P11** **Other birth injuries to central nervous system**
- P11.0** **Cerebral oedema due to birth injury**
- P11.1** **Other specified brain damage due to birth injury**
- P11.2** **Unspecified brain damage due to birth injury**
- P11.3** **Birth injury to facial nerve**
 Facial palsy due to birth injury
- P11.4** **Birth injury to other cranial nerves**

CERTAIN CONDITIONS ORIGINATING IN THE PERINATAL PERIOD

- P11.5** **Birth injury to spine and spinal cord**
Fracture of spine due to birth injury
- P11.9** **Birth injury to central nervous system, unspecified**
- P12** **Birth injury to scalp**
- P12.0** **Cephalhaematoma due to birth injury**
- P12.1** **Chignon due to birth injury**
- P12.2** **Epicranial subaponeurotic haemorrhage due to birth injury**
- P12.3** **Bruising of scalp due to birth injury**
- P12.4** **Monitoring injury of scalp of newborn**
Sampling incision
Scalp clip (electrode) injury
- P12.8** **Other birth injuries to scalp**
- P12.9** **Birth injury to scalp, unspecified**
- P13** **Birth injury to skeleton**
Excludes: birth injury to spine (P11.5)
- P13.0** **Fracture of skull due to birth injury**
- P13.1** **Other birth injuries to skull**
Excludes: cephalhaematoma (P12.0)
- P13.2** **Birth injury to femur**
- P13.3** **Birth injury to other long bones**
- P13.4** **Fracture of clavicle due to birth injury**
- P13.8** **Birth injuries to other parts of skeleton**
- P13.9** **Birth injury to skeleton, unspecified**

INTERNATIONAL CLASSIFICATION OF DISEASES

- P14** Birth injury to peripheral nervous system
- P14.0** Erb's paralysis due to birth injury
- P14.1** Klumpke's paralysis due to birth injury
- P14.2** Phrenic nerve paralysis due to birth injury
- P14.3** Other brachial plexus birth injuries
- P14.8** Birth injuries to other parts of peripheral nervous system
- P14.9** Birth injury to peripheral nervous system, unspecified
- P15** Other birth injuries
- P15.0** Birth injury to liver
Rupture of liver due to birth injury
- P15.1** Birth injury to spleen
Rupture of spleen due to birth injury
- P15.2** Sternomastoid injury due to birth injury
- P15.3** Birth injury to eye
Subconjunctival haemorrhage } due to birth injury
Traumatic glaucoma }
- P15.4** Birth injury to face
Facial congestion due to birth injury
- P15.5** Birth injury to external genitalia
- P15.6** Subcutaneous fat necrosis due to birth injury
- P15.8** Other specified birth injuries
- P15.9** Birth injury, unspecified

**Respiratory and cardiovascular disorders specific to the perinatal period
(P20-P29)**

P20

Intrauterine hypoxia

Includes: abnormal fetal heart rate
fetal or intrauterine:

- acidosis
- anoxia
- asphyxia
- distress
- hypoxia

meconium in liquor
passage of meconium

Excludes: intracranial haemorrhage due to anoxia or hypoxia (P52.-)

P20.0 **Intrauterine hypoxia first noted before onset of labour**

P20.1 **Intrauterine hypoxia first noted during labour and delivery**

P20.9 **Intrauterine hypoxia, unspecified**

P21

Birth asphyxia

Note: This category is not to be used for low Apgar score without mention of asphyxia or other respiratory problems.

Excludes: intrauterine hypoxia or asphyxia (P20.-)

P21.0 **Severe birth asphyxia**

Pulse less than 100 per minute at birth and falling or steady, respiration absent or gasping, colour poor, tone absent.

Asphyxia with 1-minute Apgar score 0-3

White asphyxia

INTERNATIONAL CLASSIFICATION OF DISEASES

- P21.1** **Mild and moderate birth asphyxia**
Normal respiration not established within one minute, but heart rate 100 or above,
some muscle tone present, some response to stimulation.
- Asphyxia with 1-minute Apgar score 4-7
Blue asphyxia
- P21.9** **Birth asphyxia, unspecified**
Anoxia }
Asphyxia } NOS
Hypoxia }
- P22** **Respiratory distress of newborn**
Excludes: respiratory failure of newborn (P28.5)
- P22.0** **Respiratory distress syndrome of newborn**
Hyaline membrane disease
- P22.1** **Transient tachypnoea of newborn**
- P22.8** **Other respiratory distress of newborn**
- P22.9** **Respiratory distress of newborn, unspecified**
- P23** **Congenital pneumonia**
Includes: infective pneumonia acquired in utero or during birth
- Excludes:* neonatal pneumonia resulting from aspiration (P24.-)
- P23.0** **Congenital pneumonia due to viral agent**
Excludes: congenital rubella pneumonitis (P35.0)
- P23.1** **Congenital pneumonia due to *Chlamydia***
- P23.2** **Congenital pneumonia due to staphylococcus**
- P23.3** **Congenital pneumonia due to streptococcus, group B**
- P23.4** **Congenital pneumonia due to *Escherichia coli***

CERTAIN CONDITIONS ORIGINATING IN THE PERINATAL PERIOD

- P23.5** **Congenital pneumonia due to *Pseudomonas***
- P23.6** **Congenital pneumonia due to other bacterial agents**
Haemophilus influenzae
Klebsiella pneumoniae
Mycoplasma
Streptococcus, except group B
- P23.8** **Congenital pneumonia due to other organisms**
- P23.9** **Congenital pneumonia, unspecified**
- P24** **Neonatal aspiration syndromes**
Includes: neonatal pneumonia resulting from aspiration
- P24.0** **Neonatal aspiration of meconium**
- P24.1** **Neonatal aspiration of amniotic fluid and mucus**
Aspiration of liquor (amni)
- P24.2** **Neonatal aspiration of blood**
- P24.3** **Neonatal aspiration of milk and regurgitated food**
- P24.8** **Other neonatal aspiration syndromes**
- P24.9** **Neonatal aspiration syndrome, unspecified**
Neonatal aspiration pneumonia NOS
- P25** **Interstitial emphysema and related conditions originating in the perinatal period**
- P25.0** **Interstitial emphysema originating in the perinatal period**
- P25.1** **Pneumothorax originating in the perinatal period**
- P25.2** **Pneumomediastinum originating in the perinatal period**
- P25.3** **Pneumopericardium originating in the perinatal period**
- P25.8** **Other conditions related to interstitial emphysema originating in the perinatal period**

- P26** **Pulmonary haemorrhage originating in the perinatal period**
- P26.0** **Tracheobronchial haemorrhage originating in the perinatal period**
- P26.1** **Massive pulmonary haemorrhage originating in the perinatal period**
- P26.8** **Other pulmonary haemorrhages originating in the perinatal period**
- P26.9** **Unspecified pulmonary haemorrhage originating in the perinatal period**
- P27** **Chronic respiratory disease originating in the perinatal period**
- P27.0** **Wilson-Mikity syndrome**
Pulmonary dysmaturity
- P27.1** **Bronchopulmonary dysplasia originating in the perinatal period**
- P27.8** **Other chronic respiratory diseases originating in the perinatal period**
Congenital pulmonary fibrosis
Ventilator lung in newborn
- P27.9** **Unspecified chronic respiratory disease originating in the perinatal period**
- P28** **Other respiratory conditions originating in the perinatal period**
Excludes: congenital malformations of the respiratory system (Q30-Q34)
- P28.0** **Primary atelectasis of newborn**
Primary failure to expand terminal respiratory units
Pulmonary:
 - hypoplasia associated with short gestation
 - immaturity NOS
- P28.1** **Other and unspecified atelectasis of newborn**
Atelectasis:
 - NOS
 - partial
 - secondaryResorption atelectasis without respiratory distress syndrome

CERTAIN CONDITIONS ORIGINATING IN THE PERINATAL PERIOD

- P28.2** **Cyanotic attacks of newborn**
Excludes: apnoea of newborn (P28.3-28.4)
- P28.3** **Primary sleep apnoea of newborn**
Sleep apnoea of newborn NOS
- P28.4** **Other apnoea of newborn**
- P28.5** **Respiratory failure of newborn**
- P28.8** **Other specified respiratory conditions of newborn**
Congenital (laryngeal) stridor NOS
Snuffles in newborn

Excludes: early congenital syphilitic rhinitis (A50.0)
- P28.9** **Respiratory condition of newborn, unspecified**
- P29** **Cardiovascular disorders originating in the perinatal period**
Excludes: congenital malformations of the circulatory system (Q20-Q28)
- P29.0** **Neonatal cardiac failure**
- P29.1** **Neonatal cardiac dysrhythmia**
- P29.2** **Neonatal hypertension**
- P29.3** **Persistent fetal circulation**
Delayed closure of ductus arteriosus
(Persistent) Pulmonary hypertension of newborn
- P29.4** **Transient myocardial ischaemia of newborn**
- P29.8** **Other cardiovascular disorders originating in the perinatal period**
- P29.9** **Cardiovascular disorder originating in the perinatal period, unspecified**

**Infections specific to the perinatal period
(P35-P39)**

Includes: infections acquired in utero or during birth

Excludes: asymptomatic human immunodeficiency virus [HIV] infection status (Z21)
congenital:

- gonococcal infection (A54.-)
- pneumonia (P23.-)
- syphilis (A50.-)

human immunodeficiency virus [HIV] disease (B20-B24)
infectious diseases acquired after birth (A00-B99, J09-J11)
intestinal infectious diseases (A00-A09)
laboratory evidence of human immunodeficiency virus [HIV] (R75)
maternal infectious disease as a cause of mortality or morbidity in fetus or newborn
not itself manifesting the disease (P00.2)
tetanus neonatorum (A33)

P35

Congenital viral diseases

P35.0

Congenital rubella syndrome
Congenital rubella pneumonitis

P35.1

Congenital cytomegalovirus infection

P35.2

Congenital herpesviral [herpes simplex] infection

P35.3

Congenital viral hepatitis

P35.8

Other congenital viral diseases
Congenital varicella [chickenpox]

P35.9

Congenital viral disease, unspecified

P36

Bacterial sepsis of newborn

Includes: congenital septicaemia

P36.0

Sepsis of newborn due to streptococcus, group B

P36.1

Sepsis of newborn due to other and unspecified streptococci

CERTAIN CONDITIONS ORIGINATING IN THE PERINATAL PERIOD

- P36.2** Sepsis of newborn due to *Staphylococcus aureus*
- P36.3** Sepsis of newborn due to other and unspecified staphylococci
- P36.4** Sepsis of newborn due to *Escherichia coli*
- P36.5** Sepsis of newborn due to anaerobes
- P36.8** Other bacterial sepsis of newborn
- P36.9** Bacterial sepsis of newborn, unspecified
- P37** **Other congenital infectious and parasitic diseases**
Excludes: congenital syphilis (A50.-)
 necrotizing enterocolitis of fetus or newborn (P77)
 neonatal diarrhoea:
 • infectious (A00-A09)
 • noninfective (P78.3)
 ophthalmia neonatorum due to gonococcus (A54.3)
 tetanus neonatorum (A33)
- P37.0** Congenital tuberculosis
- P37.1** Congenital toxoplasmosis
 Hydrocephalus due to congenital toxoplasmosis
- P37.2** Neonatal (disseminated) listeriosis
- P37.3** Congenital falciparum malaria
- P37.4** Other congenital malaria
- P37.5** Neonatal candidiasis
- P37.8** Other specified congenital infectious and parasitic diseases
- P37.9** Congenital infectious and parasitic disease, unspecified
- P38** Omphalitis of newborn with or without mild haemorrhage

P39

Other infections specific to the perinatal period

P39.0

Neonatal infective mastitis

Excludes: breast engorgement of newborn (P83.4)
noninfective mastitis of newborn (P83.4)

P39.1

Neonatal conjunctivitis and dacryocystitis

Neonatal chlamydial conjunctivitis
Ophthalmia neonatorum NOS

Excludes: gonococcal conjunctivitis (A54.3)

P39.2

Intra-amniotic infection of fetus, not elsewhere classified

P39.3

Neonatal urinary tract infection

P39.4

Neonatal skin infection

Neonatal pyoderma

Excludes: pemphigus neonatorum (L00)
staphylococcal scalded skin syndrome (L00)

P39.8

Other specified infections specific to the perinatal period

P39.9

Infection specific to the perinatal period, unspecified

**Haemorrhagic and haematological disorders of fetus and newborn
(P50-P61)**

Excludes: congenital stenosis and stricture of bile ducts (Q44.3)
Crigler-Najjar syndrome (E80.5)
Dubin-Johnson syndrome (E80.6)
Gilbert's syndrome (E80.4)
hereditary haemolytic anaemias (D55-D58)

P50

Fetal blood loss

Excludes: congenital anaemia from fetal blood loss (P61.3)

P50.0

Fetal blood loss from vasa praevia

CERTAIN CONDITIONS ORIGINATING IN THE PERINATAL PERIOD

- P50.1** **Fetal blood loss from ruptured cord**
- P50.2** **Fetal blood loss from placenta**
- P50.3** **Haemorrhage into co-twin**
- P50.4** **Haemorrhage into maternal circulation**
- P50.5** **Fetal blood loss from cut end of co-twin's cord**
- P50.8** **Other fetal blood loss**
- P50.9** **Fetal blood loss, unspecified**
Fetal haemorrhage NOS
- P51** **Umbilical haemorrhage of newborn**
Excludes: omphalitis with mild haemorrhage (P38)
- P51.0** **Massive umbilical haemorrhage of newborn**
- P51.8** **Other umbilical haemorrhages of newborn**
Slipped umbilical ligature NOS
- P51.9** **Umbilical haemorrhage of newborn, unspecified**
- P52** **Intracranial nontraumatic haemorrhage of fetus and newborn**
Includes: intracranial haemorrhage due to anoxia or hypoxia

Excludes: intracranial haemorrhage due to injury:
 - birth (P10.-)
 - maternal (P00.5)
 - other (S06.-)
- P52.0** **Intraventricular (nontraumatic) haemorrhage, grade 1, of fetus and newborn**
Subependymal haemorrhage (without intraventricular extension)
- P52.1** **Intraventricular (nontraumatic) haemorrhage, grade 2, of fetus and newborn**
Subependymal haemorrhage with intraventricular extension

INTERNATIONAL CLASSIFICATION OF DISEASES

- P52.2** **Intraventricular (nontraumatic) haemorrhage, grade 3, of fetus and newborn**
Subependymal haemorrhage with both intraventricular and intracerebral extension
- P52.3** **Unspecified intraventricular (nontraumatic) haemorrhage of fetus and newborn**
- P52.4** **Intracerebral (nontraumatic) haemorrhage of fetus and newborn**
- P52.5** **Subarachnoid (nontraumatic) haemorrhage of fetus and newborn**
- P52.6** **Cerebellar (nontraumatic) and posterior fossa haemorrhage of fetus and newborn**
- P52.8** **Other intracranial (nontraumatic) haemorrhages of fetus and newborn**
- P52.9** **Intracranial (nontraumatic) haemorrhage of fetus and newborn, unspecified**
- P53** **Haemorrhagic disease of fetus and newborn**
Vitamin K deficiency of newborn
- P54** **Other neonatal haemorrhages**
Excludes: fetal blood loss (P50.-)
pulmonary haemorrhage originating in the perinatal period (P26.-)
- P54.0** **Neonatal haematemesis**
Excludes: that due to swallowed maternal blood (P78.2)
- P54.1** **Neonatal melaena**
Excludes: that due to swallowed maternal blood (P78.2)
- P54.2** **Neonatal rectal haemorrhage**
- P54.3** **Other neonatal gastrointestinal haemorrhage**
- P54.4** **Neonatal adrenal haemorrhage**

CERTAIN CONDITIONS ORIGINATING IN THE PERINATAL PERIOD

- P54.5 Neonatal cutaneous haemorrhage**
Bruising
Ecchymoses
Petechiae
Superficial haematomata } in fetus or newborn
- Excludes:* bruising of scalp due to birth injury (P12.3)
cephalhaematoma due to birth injury (P12.0)
- P54.6 Neonatal vaginal haemorrhage**
Pseudomenses
- P54.8 Other specified neonatal haemorrhages**
- P54.9 Neonatal haemorrhage, unspecified**
- P55 Haemolytic disease of fetus and newborn**
- P55.0 Rh isoimmunization of fetus and newborn**
- P55.1 ABO isoimmunization of fetus and newborn**
- P55.8 Other haemolytic diseases of fetus and newborn**
- P55.9 Haemolytic disease of fetus and newborn, unspecified**
- P56 Hydrops fetalis due to haemolytic disease**
Excludes: hydrops fetalis NOS (P83.2)
• not due to haemolytic disease (P83.2)
- P56.0 Hydrops fetalis due to isoimmunization**
- P56.9 Hydrops fetalis due to other and unspecified haemolytic disease**
- P57 Kernicterus**
- P57.0 Kernicterus due to isoimmunization**

INTERNATIONAL CLASSIFICATION OF DISEASES

- P57.8** **Other specified kernicterus**
Excludes: Crigler-Najjar syndrome (E80.5)
- P57.9** **Kernicterus, unspecified**
- P58** **Neonatal jaundice due to other excessive haemolysis**
Excludes: jaundice due to isoimmunization (P55-P57)
- P58.0** **Neonatal jaundice due to bruising**
- P58.1** **Neonatal jaundice due to bleeding**
- P58.2** **Neonatal jaundice due to infection**
- P58.3** **Neonatal jaundice due to polycythaemia**
- P58.4** **Neonatal jaundice due to drugs or toxins transmitted from mother or given to newborn**
Use additional external cause code (Chapter XX), if desired, to identify drug, if drug-induced.
- P58.5** **Neonatal jaundice due to swallowed maternal blood**
- P58.8** **Neonatal jaundice due to other specified excessive haemolysis**
- P58.9** **Neonatal jaundice due to excessive haemolysis, unspecified**
- P59** **Neonatal jaundice from other and unspecified causes**
Excludes: due to inborn errors of metabolism (E70-E90)
 kernicterus (P57.-)
- P59.0** **Neonatal jaundice associated with preterm delivery**
Hyperbilirubinaemia of prematurity
Jaundice due to delayed conjugation associated with preterm delivery
- P59.1** **Inspissated bile syndrome**
- P59.2** **Neonatal jaundice from other and unspecified hepatocellular damage**
Excludes: congenital viral hepatitis (P35.3)

CERTAIN CONDITIONS ORIGINATING IN THE PERINATAL PERIOD

- P59.3** **Neonatal jaundice from breast milk inhibitor**
- P59.8** **Neonatal jaundice from other specified causes**
- P59.9** **Neonatal jaundice, unspecified**
Physiological jaundice (intense)(prolonged) NOS
- P60** **Disseminated intravascular coagulation of fetus and newborn**
Defibrination syndrome of fetus or newborn
- P61** **Other perinatal haematological disorders**
Excludes: transient hypogammaglobulinaemia of infancy (D80.7)
- P61.0** **Transient neonatal thrombocytopenia**
Neonatal thrombocytopenia due to:
- exchange transfusion
 - idiopathic maternal thrombocytopenia
 - isoimmunization
- P61.1** **Polycythaemia neonatorum**
- P61.2** **Anaemia of prematurity**
- P61.3** **Congenital anaemia from fetal blood loss**
- P61.4** **Other congenital anaemias, not elsewhere classified**
Congenital anaemia NOS
- P61.5** **Transient neonatal neutropenia**
- P61.6** **Other transient neonatal disorders of coagulation**
- P61.8** **Other specified perinatal haematological disorders**
- P61.9** **Perinatal haematological disorder, unspecified**

**Transitory endocrine and metabolic disorders specific to fetus and newborn
(P70-P74)**

Includes: transitory endocrine and metabolic disturbances caused by the infant's response to maternal endocrine and metabolic factors, or its adjustment to extrauterine existence

P70 Transitory disorders of carbohydrate metabolism specific to fetus and newborn

P70.0 Syndrome of infant of mother with gestational diabetes

P70.1 Syndrome of infant of a diabetic mother
Maternal diabetes mellitus (pre-existing) affecting fetus or newborn (with hypoglycaemia)

P70.2 Neonatal diabetes mellitus

P70.3 Iatrogenic neonatal hypoglycaemia

P70.4 Other neonatal hypoglycaemia
Transitory neonatal hypoglycaemia

P70.8 Other transitory disorders of carbohydrate metabolism of fetus and newborn

P70.9 Transitory disorder of carbohydrate metabolism of fetus and newborn, unspecified

P71 Transitory neonatal disorders of calcium and magnesium metabolism

P71.0 Cow's milk hypocalcaemia in newborn

P71.1 Other neonatal hypocalcaemia
Excludes: neonatal hypoparathyroidism (P71.4)

P71.2 Neonatal hypomagnesaemia

P71.3 Neonatal tetany without calcium or magnesium deficiency
Neonatal tetany NOS

P71.4 Transitory neonatal hypoparathyroidism

CERTAIN CONDITIONS ORIGINATING IN THE PERINATAL PERIOD

- P71.8** **Other transitory neonatal disorders of calcium and magnesium metabolism**
- P71.9** **Transitory neonatal disorder of calcium and magnesium metabolism, unspecified**
- P72** **Other transitory neonatal endocrine disorders**
Excludes: congenital hypothyroidism with or without goitre (E03.0-E03.1)
 dyshormogenetic goitre (E07.1)
 Pendred's syndrome (E07.1)
- P72.0** **Neonatal goitre, not elsewhere classified**
 Transitory congenital goitre with normal function
- P72.1** **Transitory neonatal hyperthyroidism**
 Neonatal thyrotoxicosis
- P72.2** **Other transitory neonatal disorders of thyroid function, not elsewhere classified**
 Transitory neonatal hypothyroidism
- P72.8** **Other specified transitory neonatal endocrine disorders**
- P72.9** **Transitory neonatal endocrine disorder, unspecified**
- P74** **Other transitory neonatal electrolyte and metabolic disturbances**
- P74.0** **Late metabolic acidosis of newborn**
- P74.1** **Dehydration of newborn**
- P74.2** **Disturbances of sodium balance of newborn**
- P74.3** **Disturbances of potassium balance of newborn**
- P74.4** **Other transitory electrolyte disturbances of newborn**
- P74.5** **Transitory tyrosinaemia of newborn**
- P74.8** **Other transitory metabolic disturbances of newborn**
- P74.9** **Transitory metabolic disturbance of newborn, unspecified**

**Digestive system disorders of fetus and newborn
(P75-P78)**

- P75*** **Meconium ileus (E84.1†)**
- P76** **Other intestinal obstruction of newborn**
- P76.0** **Meconium plug syndrome**
- P76.1** **Transitory ileus of newborn**
Excludes: Hirschsprung's disease (Q43.1)
- P76.2** **Intestinal obstruction due to inspissated milk**
- P76.8** **Other specified intestinal obstruction of newborn**
Excludes: intestinal obstruction classifiable to K56.0-K56.5
- P76.9** **Intestinal obstruction of newborn, unspecified**
- P77** **Necrotizing enterocolitis of fetus and newborn**
- P78** **Other perinatal digestive system disorders**
Excludes: neonatal gastrointestinal haemorrhages (P54.0-P54.3)
- P78.0** **Perinatal intestinal perforation**
Meconium peritonitis
- P78.1** **Other neonatal peritonitis**
Neonatal peritonitis NOS
- P78.2** **Neonatal haematemesis and melaena due to swallowed maternal blood**
- P78.3** **Noninfective neonatal diarrhoea**
Neonatal diarrhoea NOS
- Excludes:* neonatal diarrhoea NOS in countries where the condition can be presumed to be of infectious origin (A09)

CERTAIN CONDITIONS ORIGINATING IN THE PERINATAL PERIOD

P78.8 Other specified perinatal digestive system disorders

Congenital cirrhosis (of liver)
Peptic ulcer of newborn

P78.9 Perinatal digestive system disorder, unspecified

Conditions involving the integument and temperature regulation of fetus and newborn (P80-P83)

P80 Hypothermia of newborn

P80.0 Cold injury syndrome

Severe and usually chronic hypothermia associated with a pink flushed appearance, oedema and neurological and biochemical abnormalities.

Excludes: mild hypothermia of newborn (P80.8)

P80.8 Other hypothermia of newborn

Mild hypothermia of newborn

P80.9 Hypothermia of newborn, unspecified

P81 Other disturbances of temperature regulation of newborn

P81.0 Environmental hyperthermia of newborn

P81.8 Other specified disturbances of temperature regulation of newborn

P81.9 Disturbance of temperature regulation of newborn, unspecified

Fever of newborn NOS

- P83** **Other conditions of integument specific to fetus and newborn**
Excludes: congenital malformations of skin and integument (Q80-Q84)
 cradle cap (L21.0)
 diaper [napkin] dermatitis (L22)
 hydrops fetalis due to haemolytic disease (P56.-)
 neonatal skin infection (P39.4)
 staphylococcal scalded skin syndrome (L00)
- P83.0** **Sclerema neonatorum**
- P83.1** **Neonatal erythema toxicum**
- P83.2** **Hydrops fetalis not due to haemolytic disease**
 Hydrops fetalis NOS
- P83.3** **Other and unspecified oedema specific to fetus and newborn**
- P83.4** **Breast engorgement of newborn**
 Noninfective mastitis of newborn
- P83.5** **Congenital hydrocele**
- P83.6** **Umbilical polyp of newborn**
- P83.8** **Other specified conditions of integument specific to fetus and newborn**
 Bronze baby syndrome
 Neonatal scleroderma
 Urticaria neonatorum
- P83.9** **Condition of integument specific to fetus and newborn, unspecified**

**Other disorders originating in the perinatal period
(P90-P96)**

- | | |
|------------|--|
| P90 | Convulsions of newborn
<i>Excludes:</i> benign neonatal convulsions (familial) (G40.3) |
| P91 | Other disturbances of cerebral status of newborn |
| P91.0 | Neonatal cerebral ischaemia |
| P91.1 | Acquired periventricular cysts of newborn |
| P91.2 | Neonatal cerebral leukomalacia |
| P91.3 | Neonatal cerebral irritability |
| P91.4 | Neonatal cerebral depression |
| P91.5 | Neonatal coma |
| P91.6 | Hypoxic ischaemic encephalopathy of newborn |
| P91.8 | Other specified disturbances of cerebral status of newborn |
| P91.9 | Disturbance of cerebral status of newborn, unspecified |
| P92 | Feeding problems of newborn |
| P92.0 | Vomiting in newborn |
| P92.1 | Regurgitation and rumination in newborn |
| P92.2 | Slow feeding of newborn |
| P92.3 | Underfeeding of newborn |
| P92.4 | Overfeeding of newborn |
| P92.5 | Neonatal difficulty in feeding at breast |
| P92.8 | Other feeding problems of newborn |

P92.9 **Feeding problem of newborn, unspecified**

P93

Reactions and intoxications due to drugs administered to fetus and newborn
Grey syndrome from chloramphenicol administration in newborn

Excludes: jaundice due to drugs or toxins transmitted from mother or given to newborn (P58.4)
 reactions and intoxications from maternal opiates, tranquillizers and other medication (P04.0-P04.1, P04.4)
 withdrawal symptoms from:
 • maternal use of drugs of addiction (P96.1)
 • therapeutic use of drugs in newborn (P96.2)

P94

Disorders of muscle tone of newborn

P94.0

Transient neonatal myasthenia gravis

Excludes: myasthenia gravis (G70.0)

P94.1

Congenital hypertonia

P94.2

Congenital hypotonia

Nonspecific floppy baby syndrome

P94.8

Other disorders of muscle tone of newborn

P94.9

Disorder of muscle tone of newborn, unspecified

P95

Fetal death of unspecified cause

Deadborn fetus NOS

Stillbirth NOS

P96

Other conditions originating in the perinatal period

P96.0

Congenital renal failure

Uraemia of newborn

P96.1

Neonatal withdrawal symptoms from maternal use of drugs of addiction

Drug withdrawal syndrome in infant of dependent mother

Excludes: reactions and intoxications from maternal opiates and tranquillizers administered during labour and delivery (P04.0)

CERTAIN CONDITIONS ORIGINATING IN THE PERINATAL PERIOD

- P96.2** **Withdrawal symptoms from therapeutic use of drugs in newborn**
- P96.3** **Wide cranial sutures of newborn**
Neonatal craniotabes
- P96.4** **Termination of pregnancy, affecting fetus and newborn**
Excludes: termination of pregnancy (affecting mother) (O04.-)
- P96.5** **Complications of intrauterine procedures, not elsewhere classified**
- P96.8** **Other specified conditions originating in the perinatal period**
- P96.9** **Condition originating in the perinatal period, unspecified**
Congenital debility NOS

CHAPTER XVII

Congenital malformations, deformations and chromosomal abnormalities (Q00-Q99)

Excludes: inborn errors of metabolism (E70-E90)

This chapter contains the following blocks:

Q00-Q07	Congenital malformations of the nervous system
Q10-Q18	Congenital malformations of eye, ear, face and neck
Q20-Q28	Congenital malformations of the circulatory system
Q30-Q34	Congenital malformations of the respiratory system
Q35-Q37	Cleft lip and cleft palate
Q38-Q45	Other congenital malformations of the digestive system
Q50-Q56	Congenital malformations of genital organs
Q60-Q64	Congenital malformations of the urinary system
Q65-Q79	Congenital malformations and deformations of the musculoskeletal system
Q80-Q89	Other congenital malformations
Q90-Q99	Chromosomal abnormalities, not elsewhere classified

Congenital malformations of the nervous system (Q00-Q07)

Q00	Anencephaly and similar malformations
Q00.0	Anencephaly Acephaly Acrania Amyelencephaly Hemianencephaly Hemicephaly
Q00.1	Craniorachischisis
Q00.2	Iniiencephaly

Q01

Encephalocele

Includes: encephalomyelocele
hydroencephalocele
hydromeningocele, cranial
meningocele, cerebral
meningoencephalocele

Excludes: Meckel-Gruber syndrome (Q61.9)

Q01.0 Frontal encephalocele

Q01.1 Nasofrontal encephalocele

Q01.2 Occipital encephalocele

Q01.8 Encephalocele of other sites

Q01.9 Encephalocele, unspecified

Q02

Microcephaly

Hydromicrocephaly
Micrencephalon

Excludes: Meckel-Gruber syndrome (Q61.9)

Q03

Congenital hydrocephalus

Includes: hydrocephalus in newborn

Excludes: Arnold-Chiari syndrome (Q07.0)
hydrocephalus:
• acquired (G91.-)
• due to congenital toxoplasmosis (P37.1)
• with spina bifida (Q05.0-Q05.4)

Q03.0 Malformations of aqueduct of Sylvius

Aqueduct of Sylvius:

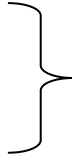
- anomaly
- obstruction, congenital
- stenosis

MALFORMATIONS, DEFORMATIONS AND CHROMOSOMAL ABNORMALITIES

- Q03.1** **Atresia of foramina of Magendie and Luschka**
Dandy-Walker syndrome
- Q03.8** **Other congenital hydrocephalus**
- Q03.9** **Congenital hydrocephalus, unspecified**
- Q04** **Other congenital malformations of brain**
Excludes: cyclopia (Q87.0)
 macrocephaly (Q75.3)
- Q04.0** **Congenital malformations of corpus callosum**
Agenesis of corpus callosum
- Q04.1** **Arhinencephaly**
- Q04.2** **Holoprosencephaly**
- Q04.3** **Other reduction deformities of brain**
Absence } of part of brain
Agenesis }
Aplasia }
Hypoplasia }
Agyria
Hydranencephaly
Lissencephaly
Microgyria
Pachygyria
- Excludes:* congenital malformations of corpus callosum (Q04.0)
- Q04.4** **Septo-optic dysplasia**
- Q04.5** **Megalencephaly**
- Q04.6** **Congenital cerebral cysts**
Porencephaly
Schizencephaly
- Excludes:* acquired porencephalic cyst (G93.0)

Q04.8 **Other specified congenital malformations of brain**
Macrogyria

Q04.9 **Congenital malformation of brain, unspecified**
Congenital:

- anomaly
 - deformity
 - disease or lesion
 - multiple anomalies
- 
- NOS of brain

Q05

Spina bifida

Includes: hydromeningocele (spinal)
 meningocele (spinal)
 meningomyelocele
 myelocele
 myelomeningocele
 rachischisis
 spina bifida (aperta)(cystica)
 syringomyelocele


Excludes: Arnold-Chiari syndrome (Q07.0)
 spina bifida occulta (Q76.0)

Q05.0 **Cervical spina bifida with hydrocephalus**

Q05.1 **Thoracic spina bifida with hydrocephalus**

Spina bifida:

- dorsal
- thoracolumbar



with hydrocephalus

Q05.2 **Lumbar spina bifida with hydrocephalus**
Lumbosacral spina bifida with hydrocephalus

Q05.3 **Sacral spina bifida with hydrocephalus**

Q05.4 **Unspecified spina bifida with hydrocephalus**

Q05.5 **Cervical spina bifida without hydrocephalus**

MALFORMATIONS, DEFORMATIONS AND CHROMOSOMAL ABNORMALITIES

Q05.6 Thoracic spina bifida without hydrocephalus

Spina bifida:

- dorsal NOS
- thoracolumbar NOS

Q05.7 Lumbar spina bifida without hydrocephalus

Lumbosacral spina bifida NOS

Q05.8 Sacral spina bifida without hydrocephalus

Q05.9 Spina bifida, unspecified

Q06

Other congenital malformations of spinal cord

Q06.0 Amyelia

Q06.1 Hypoplasia and dysplasia of spinal cord

Atelomyelia

Myelatelia

Myelodysplasia of spinal cord

Q06.2 Diastematomyelia

Q06.3 Other congenital cauda equina malformations

Q06.4 Hydromyelia

Hydrorachis

Q06.8 Other specified congenital malformations of spinal cord

Q06.9 Congenital malformation of spinal cord, unspecified

Congenital:

- anomaly
 - deformity
 - disease or lesion
- } NOS of spinal cord or meninges

Q07

Other congenital malformations of nervous system

Excludes: familial dysautonomia [Riley-Day] (G90.1)
neurofibromatosis (nonmalignant) (Q85.0)

Q07.0 **Arnold-Chiari syndrome**

Q07.8 **Other specified congenital malformations of nervous system**

Agensis of nerve
Displacement of brachial plexus
Jaw-winking syndrome
Marcus Gunn's syndrome

Q07.9 **Congenital malformation of nervous system, unspecified**

Congenital:

- anomaly
 - deformity
 - disease or lesion
- } NOS of nervous system

**Congenital malformations of eye, ear, face and neck
(Q10-Q18)**

Excludes: cleft lip and cleft palate (Q35-Q37)
congenital malformation of:
• cervical spine (Q05.0, Q05.5, Q67.5, Q76.0-Q76.4)
• larynx (Q31.-)
• lip NEC (Q38.0)
• nose (Q30.-)
• parathyroid gland (Q89.2)
• thyroid gland (Q89.2)

Q10

Congenital malformations of eyelid, lacrimal apparatus and orbit

Excludes: cryptophthalmos:
• NOS (Q11.2)
• syndrome (Q87.0)

Q10.0 **Congenital ptosis**

Q10.1 **Congenital ectropion**

MALFORMATIONS, DEFORMATIONS AND CHROMOSOMAL ABNORMALITIES

- Q10.2** **Congenital entropion**
- Q10.3** **Other congenital malformations of eyelid**
Ablepharon
Absence or agenesis of:
• cilia
• eyelid
Accessory:
• eyelid
• eye muscle
Blepharophimosis, congenital
Coloboma of eyelid
Congenital malformation of eyelid NOS
- Q10.4** **Absence and agenesis of lacrimal apparatus**
Absence of punctum lacrimale
- Q10.5** **Congenital stenosis and stricture of lacrimal duct**
- Q10.6** **Other congenital malformations of lacrimal apparatus**
Congenital malformation of lacrimal apparatus NOS
- Q10.7** **Congenital malformation of orbit**
- Q11** **Anophthalmos, microphthalmos and macropthalmos**
- Q11.0** **Cystic eyeball**
- Q11.1** **Other anophthalmos**
Agenesis }
Aplasia } of eye
- Q11.2** **Microphthalmos**
Cryptophthalmos NOS
Dysplasia of eye
Hypoplasia of eye
Rudimentary eye

Excludes: cryptophthalmos syndrome (Q87.0)
- Q11.3** **Macropthalmos**
Excludes: macropthalmos in congenital glaucoma (Q15.0)

INTERNATIONAL CLASSIFICATION OF DISEASES

- Q12** **Congenital lens malformations**
- Q12.0 **Congenital cataract**
- Q12.1 **Congenital displaced lens**
- Q12.2 **Coloboma of lens**
- Q12.3 **Congenital aphakia**
- Q12.4 **Spherophakia**
- Q12.8 **Other congenital lens malformations**
- Q12.9 **Congenital lens malformation, unspecified**
- Q13** **Congenital malformations of anterior segment of eye**
- Q13.0 **Coloboma of iris**
Coloboma NOS
- Q13.1 **Absence of iris**
Aniridia
- Q13.2 **Other congenital malformations of iris**
Anisocoria, congenital
Atresia of pupil
Congenital malformation of iris NOS
Corectopia
- Q13.3 **Congenital corneal opacity**
- Q13.4 **Other congenital corneal malformations**
Congenital malformation of cornea NOS
Microcornea
Peter's anomaly
- Q13.5 **Blue sclera**

MALFORMATIONS, DEFORMATIONS AND CHROMOSOMAL ABNORMALITIES

- Q13.8** **Other congenital malformations of anterior segment of eye**
Rieger's anomaly
- Q13.9** **Congenital malformation of anterior segment of eye, unspecified**
- Q14** **Congenital malformations of posterior segment of eye**
- Q14.0** **Congenital malformation of vitreous humour**
Congenital vitreous opacity
- Q14.1** **Congenital malformation of retina**
Congenital retinal aneurysm
- Q14.2** **Congenital malformation of optic disc**
Coloboma of optic disc
- Q14.3** **Congenital malformation of choroid**
- Q14.8** **Other congenital malformations of posterior segment of eye**
Coloboma of the fundus
- Q14.9** **Congenital malformation of posterior segment of eye, unspecified**
- Q15** **Other congenital malformations of eye**
Excludes: congenital nystagmus (H55)
 ocular albinism (E70.3)
 retinitis pigmentosa (H35.5)
- Q15.0** **Congenital glaucoma**
Buphthalmos
Glaucoma of newborn
Hydrophthalmos
Keratoglobus, congenital, with glaucoma
Macrocornea with glaucoma
Macrophthalmos in congenital glaucoma
Megalocornea with glaucoma

Q15.8 **Other specified congenital malformations of eye**

Q15.9 **Congenital malformation of eye, unspecified**

Congenital:

- anomaly
 - deformity
- } NOS of eye

Q16

Congenital malformations of ear causing impairment of hearing

Excludes: congenital deafness (H90.-)

Q16.0 **Congenital absence of (ear) auricle**

Q16.1 **Congenital absence, atresia and stricture of auditory canal (external)**

Atresia or stricture of osseous meatus

Q16.2 **Absence of eustachian tube**

Q16.3 **Congenital malformation of ear ossicles**

Fusion of ear ossicles

Q16.4 **Other congenital malformations of middle ear**

Congenital malformation of middle ear NOS

Q16.5 **Congenital malformation of inner ear**

Anomaly:

- membranous labyrinth
- organ of Corti

Q16.9 **Congenital malformation of ear causing impairment of hearing, unspecified**

Congenital absence of ear NOS

Q17

Other congenital malformations of ear

Excludes: preauricular sinus (Q18.1)

Q17.0 **Accessory auricle**

Accessory tragus

Polyotia

Preauricular appendage or tag

Supernumerary:

- ear
- lobule

MALFORMATIONS, DEFORMATIONS AND CHROMOSOMAL ABNORMALITIES

- Q17.1** **Macrotia**
- Q17.2** **Microtia**
- Q17.3** **Other misshapen ear**
Pointed ear
- Q17.4** **Misplaced ear**
Low-set ears
- Excludes:* cervical auricle (Q18.2)
- Q17.5** **Prominent ear**
Bat ear
- Q17.8** **Other specified congenital malformations of ear**
Congenital absence of lobe of ear
- Q17.9** **Congenital malformation of ear, unspecified**
Congenital anomaly of ear NOS
- Q18** **Other congenital malformations of face and neck**
Excludes: cleft lip and cleft palate (Q35-Q37)
 conditions classified to Q67.0-Q67.4
 congenital malformations of skull and face bones (Q75.-)
 cyclopia (Q87.0)
 dentofacial anomalies [including malocclusion] (K07.-)
 malformation syndromes affecting facial appearance (Q87.0)
 persistent thyroglossal duct (Q89.2)
- Q18.0** **Sinus, fistula and cyst of branchial cleft**
Branchial vestige
- Q18.1** **Preauricular sinus and cyst**
Fistula (of):
• auricle, congenital
• cervicoaural
Pretragal sinus and cyst

INTERNATIONAL CLASSIFICATION OF DISEASES

- Q18.2** **Other branchial cleft malformations**
Branchial cleft malformation NOS
Cervical auricle
Otocephaly
- Q18.3** **Webbing of neck**
Pterygium colli
- Q18.4** **Macrostomia**
- Q18.5** **Microstomia**
- Q18.6** **Macrocheilia**
Hypertrophy of lip, congenital
- Q18.7** **Microcheilia**
- Q18.8** **Other specified congenital malformations of face and neck**
Medial:
• cyst } of face and neck
• fistula }
• sinus
- Q18.9** **Congenital malformation of face and neck, unspecified**
Congenital anomaly NOS of face and neck

Congenital malformations of the circulatory system (Q20-Q28)

- Q20** **Congenital malformations of cardiac chambers and connections**
Excludes: dextrocardia with situs inversus (Q89.3)
 mirror-image atrial arrangement with situs inversus (Q89.3)
- Q20.0** **Common arterial trunk**
Persistent truncus arteriosus
- Q20.1** **Double outlet right ventricle**
Taussig-Bing syndrome

MALFORMATIONS, DEFORMATIONS AND CHROMOSOMAL ABNORMALITIES

- Q20.2** **Double outlet left ventricle**
- Q20.3** **Discordant ventriculoarterial connection**
Dextrotransposition of aorta
Transposition of great vessels (complete)
- Q20.4** **Double inlet ventricle**
Common ventricle
Cor triloculare biatriatum
Single ventricle
- Q20.5** **Discordant atrioventricular connection**
Corrected transposition
Laevotransposition
Ventricular inversion
- Q20.6** **Isomerism of atrial appendages**
Isomerism of atrial appendages with asplenia or polysplenia
- Q20.8** **Other congenital malformations of cardiac chambers and connections**
- Q20.9** **Congenital malformation of cardiac chambers and connections, unspecified**
- Q21** **Congenital malformations of cardiac septa**
Excludes: acquired cardiac septal defect (I51.0)
- Q21.0** **Ventricular septal defect**
- Q21.1** **Atrial septal defect**
Coronary sinus defect
Patent or persistent:
• foramen ovale
• ostium secundum defect (type II)
Sinus venosus defect
- Q21.2** **Atrioventricular septal defect**
Common atrioventricular canal
Endocardial cushion defect
Ostium primum atrial septal defect (type I)

INTERNATIONAL CLASSIFICATION OF DISEASES

- Q21.3** **Tetralogy of Fallot**
Ventricular septal defect with pulmonary stenosis or atresia, dextroposition of aorta and hypertrophy of right ventricle.
- Q21.4** **Aortopulmonary septal defect**
Aortic septal defect
Aortopulmonary window
- Q21.8** **Other congenital malformations of cardiac septa**
Eisenmenger's defect
Pentalogy of Fallot
- Excludes:* Eisenmenger's:
- complex (I27.8)
 - syndrome (I27.8)
- Q21.9** **Congenital malformation of cardiac septum, unspecified**
Septal (heart) defect NOS
- Q22** **Congenital malformations of pulmonary and tricuspid valves**
- Q22.0** **Pulmonary valve atresia**
- Q22.1** **Congenital pulmonary valve stenosis**
- Q22.2** **Congenital pulmonary valve insufficiency**
Congenital pulmonary valve regurgitation
- Q22.3** **Other congenital malformations of pulmonary valve**
Congenital malformation of pulmonary valve NOS
- Q22.4** **Congenital tricuspid stenosis**
Tricuspid atresia
- Q22.5** **Ebstein's anomaly**
- Q22.6** **Hypoplastic right heart syndrome**
- Q22.8** **Other congenital malformations of tricuspid valve**
- Q22.9** **Congenital malformation of tricuspid valve, unspecified**

Q23

Congenital malformations of aortic and mitral valves

Q23.0

Congenital stenosis of aortic valve

Congenital aortic:

- atresia
- stenosis

Excludes: congenital subaortic stenosis (Q24.4)
that in hypoplastic left heart syndrome (Q23.4)

Q23.1

Congenital insufficiency of aortic valve

Bicuspid aortic valve

Congenital aortic insufficiency

Q23.2

Congenital mitral stenosis

Congenital mitral atresia

Q23.3

Congenital mitral insufficiency

Q23.4

Hypoplastic left heart syndrome

Atresia, or marked hypoplasia of aortic orifice or valve, with hypoplasia of ascending aorta and defective development of left ventricle (with mitral valve stenosis or atresia).

Q23.8

Other congenital malformations of aortic and mitral valves

Q23.9

Congenital malformation of aortic and mitral valves, unspecified

Q24

Other congenital malformations of heart

Excludes: endocardial fibroelastosis (I42.4)

Q24.0

Dextrocardia

Excludes: dextrocardia with situs inversus (Q89.3)
isomerism of atrial appendages (with asplenia or polysplenia) (Q20.6)
mirror-image atrial arrangement with situs inversus (Q89.3)

Q24.1

Laevocardia

Note: Location of heart in left hemithorax with apex pointing to the left, but with situs inversus of other viscera and defects of the heart, or corrected transposition of great vessels.

INTERNATIONAL CLASSIFICATION OF DISEASES

- Q24.2** **Cor triatriatum**
- Q24.3** **Pulmonary infundibular stenosis**
- Q24.4** **Congenital subaortic stenosis**
- Q24.5** **Malformation of coronary vessels**
Congenital coronary (artery) aneurysm
- Q24.6** **Congenital heart block**
- Q24.8** **Other specified congenital malformations of heart**
Congenital:
• diverticulum of left ventricle
• malformation of:
 • myocardium
 • pericardium
Malposition of heart
Uhl's disease
- Q24.9** **Congenital malformation of heart, unspecified**
Congenital:
• anomaly } NOS of heart
• disease }
- Q25** **Congenital malformations of great arteries**
- Q25.0** **Patent ductus arteriosus**
Patent ductus Botallo
Persistent ductus arteriosus
- Q25.1** **Coarctation of aorta**
Coarctation of aorta (preductal)(postductal)
- Q25.2** **Atresia of aorta**
- Q25.3** **Stenosis of aorta**
Supravalvular aortic stenosis
- Excludes:* congenital aortic stenosis (Q23.0)

Q25.4 Other congenital malformations of aorta

Absence
Aplasia
Congenital: } of aorta
• aneurysm
• dilatation

Aneurysm of sinus of Valsalva (ruptured)
Double aortic arch [vascular ring of aorta]
Hypoplasia of aorta
Persistent:
• convolutions of aortic arch
• right aortic arch

Excludes: hypoplasia of aorta in hypoplastic left heart syndrome (Q23.4)

Q25.5 Atresia of pulmonary artery

Q25.6 Stenosis of pulmonary artery

Q25.7 Other congenital malformations of pulmonary artery

Aberrant pulmonary artery
Agenesis
Aneurysm, congenital } of pulmonary artery
Anomaly
Hypoplasia
Pulmonary arteriovenous aneurysm

Q25.8 Other congenital malformations of great arteries

Q25.9 Congenital malformation of great arteries, unspecified

Q26 Congenital malformations of great veins

Q26.0 Congenital stenosis of vena cava
Congenital stenosis of vena cava (inferior)(superior)

Q26.1 Persistent left superior vena cava

Q26.2 Total anomalous pulmonary venous connection

Q26.3 Partial anomalous pulmonary venous connection

Q26.4 Anomalous pulmonary venous connection, unspecified

Q26.5 Anomalous portal venous connection

Q26.6 Portal vein-hepatic artery fistula

Q26.8 Other congenital malformations of great veins

Absence of vena cava (inferior)(superior)
Azygos continuation of inferior vena cava
Persistent left posterior cardinal vein
Scimitar syndrome

Q26.9 Congenital malformation of great vein, unspecified

Anomaly of vena cava (inferior)(superior) NOS

Q27

Other congenital malformations of peripheral vascular system

***Includes:* 5TH DIGIT TO IDENTIFY CONGENITAL ANEURYSMS**

Excludes: anomalies of:

- cerebral and precerebral vessels (Q28.0-Q28.3)
 - coronary vessels (Q24.5)
 - pulmonary artery (Q25.5-Q25.7)
- congenital retinal aneurysm (Q14.1)
haemangioma and lymphangioma (D18.-)

Q27.0 Congenital absence and hypoplasia of umbilical artery

Single umbilical artery

Q27.1 Congenital renal artery stenosis

Q27.2 Other congenital malformations of renal artery

Congenital malformation of renal artery NOS
Multiple renal arteries

Q27.3 **Peripheral arteriovenous malformation**
Arteriovenous aneurysm

Excludes: acquired arteriovenous aneurysm (I77.0)

Q27.4 **Congenital phlebectasia**

Q27.8 **Other specified congenital malformations of peripheral vascular system**

Aberrant subclavian artery

Absence }
Atresia } of artery or vein NEC

Congenital:

- aneurysm (peripheral)
- stricture, artery
- varix

Q27.80 **Congenital aneurysm NOS (peripheral)**

Q27.9 **Congenital malformation of peripheral vascular system, unspecified**

Anomaly of artery or vein NOS

Q28

Other congenital malformations of circulatory system

Includes: **5th DIGIT TO IDENTIFY CONGENITAL ANEURYSM**

Excludes: congenital aneurysm:

- NOS (Q27.8)
- coronary (Q24.5)
- peripheral (Q27.8)
- pulmonary (Q25.7)
- retinal (Q14.1)

ruptured:

- cerebral arteriovenous malformation (I60.8)
- malformation of precerebral vessels (I72.-)

Q28.0 **Arteriovenous malformation of precerebral vessels**

Congenital arteriovenous precerebral aneurysm (nonruptured)

INTERNATIONAL CLASSIFICATION OF DISEASES

Q28.1 Other malformations of precerebral vessels

Congenital:

- malformation of precerebral vessels NOS
- precerebral aneurysm (nonruptured)

Q28.2 Arteriovenous malformation of cerebral vessels

Arteriovenous malformation of brain NOS

Congenital arteriovenous cerebral aneurysm (nonruptured)

Q28.20 Congenital arteriovenous cerebral aneurysm (nonruptured)

Q28.3 Other malformations of cerebral vessels

Congenital:

- cerebral aneurysm (nonruptured)
- malformation of cerebral vessels NOS

Q28.30 Congenital cerebral aneurysm (nonruptured)

Q28.8 Other specified congenital malformations of circulatory system

Congenital aneurysm, specified site NEC

Q28.9 Congenital malformation of circulatory system, unspecified

Congenital malformations of the respiratory system

(Q30-Q34)

Q30

Congenital malformations of nose

Excludes: congenital deviation of nasal septum (Q67.4)

Q30.0

Choanal atresia

Absence

Congenital stenosis

} of nares (anterior)(posterior)

Q30.1

Agensis and underdevelopment of nose

Congenital absence of nose

Q30.2

Fissured, notched and cleft nose

Q30.3

Congenital perforated nasal septum

MALFORMATIONS, DEFORMATIONS AND CHROMOSOMAL ABNORMALITIES

Q30.8 Other congenital malformations of nose

Accessory nose
Congenital anomaly of nasal sinus wall

Q30.9 Congenital malformation of nose, unspecified

Q31 Congenital malformations of larynx

Excludes: congenital laryngeal stridor NOS (P28.8)

Q31.0 Web of larynx

Web of larynx:

- NOS
- glottic
- subglottic

Q31.1 Congenital subglottic stenosis

Q31.2 Laryngeal hypoplasia

Q31.3 Laryngocele

Q31.5 Congenital laryngomalacia

Q31.8 Other congenital malformations of larynx

Absence
Agenesis
Atresia } of cricoid cartilage, epiglottis, glottis, larynx
or thyroid cartilage

Cleft thyroid cartilage
Congenital stenosis of larynx NEC
Fissure of epiglottis
Posterior cleft of cricoid cartilage

Q31.9 Congenital malformation of larynx, unspecified

Q32 Congenital malformations of trachea and bronchus

Excludes: congenital bronchiectasis (Q33.4)

Q32.0 Congenital tracheomalacia

Q32.1 Other congenital malformations of trachea

Anomaly of tracheal cartilage

Atresia of trachea

Congenital:

- dilatation
 - malformation
 - stenosis
 - tracheocele
- } of trachea

Q32.2 Congenital bronchomalacia

Q32.3 Congenital stenosis of bronchus

Q32.4 Other congenital malformations of bronchus

Absence

Agensis

Atresia

Congenital malformation NOS

Diverticulum

} of bronchus

Q33

Congenital malformations of lung

Q33.0 Congenital cystic lung

Congenital:

- honeycomb lung
- lung disease:
 - cystic
 - polycystic

Excludes: cystic lung disease, acquired or unspecified (J98.4)

Q33.1 Accessory lobe of lung

Q33.2 Sequestration of lung

Q33.3 Agenesis of lung

Absence of lung (lobe)

Q33.4 Congenital bronchiectasis

MALFORMATIONS, DEFORMATIONS AND CHROMOSOMAL ABNORMALITIES

- Q33.5** **Ectopic tissue in lung**
- Q33.6** **Hypoplasia and dysplasia of lung**
Excludes: pulmonary hypoplasia associated with short gestation (P28.0)
- Q33.8** **Other congenital malformations of lung**
- Q33.9** **Congenital malformation of lung, unspecified**
- Q34** **Other congenital malformations of respiratory system**
- Q34.0** **Anomaly of pleura**
- Q34.1** **Congenital cyst of mediastinum**
- Q34.8** **Other specified congenital malformations of respiratory system**
Atresia of nasopharynx
- Q34.9** **Congenital malformation of respiratory system, unspecified**
Congenital:
• absence } of respiratory organ
• anomaly NOS }

Cleft lip and cleft palate
(Q35-Q37)

Use additional code (Q30.2), if desired, to identify associated malformations of the nose.

Excludes: Robin's syndrome (Q87.0)

- Q35** **Cleft palate**
Includes: fissure of palate
 palatoschisis

Excludes: cleft palate with cleft lip (Q37.-)

- Q35.1** **Cleft hard palate**
- Q35.3** **Cleft soft palate**

INTERNATIONAL CLASSIFICATION OF DISEASES

Q35.5 **Cleft hard palate with cleft soft palate**

Q35.7 **Cleft uvula**

Q35.9 **Cleft palate, unspecified**
Cleft palate NOS

Q36

Cleft lip

Includes: cheiloschisis
 congenital fissure of lip
 harelip
 labium leporinum

Excludes: cleft lip with cleft palate (Q37.-)

Q36.0 **Cleft lip, bilateral**

Q36.1 **Cleft lip, median**

Q36.9 **Cleft lip, unilateral**
Cleft lip NOS

Q37

Cleft palate with cleft lip

Q37.0 **Cleft hard palate with bilateral cleft lip**

Q37.1 **Cleft hard palate with unilateral cleft lip**
Cleft hard palate with cleft lip NOS

Q37.2 **Cleft soft palate with bilateral cleft lip**

Q37.3 **Cleft soft palate with unilateral cleft lip**
Cleft soft palate with cleft lip NOS

Q37.4 **Cleft hard and soft palate with bilateral cleft lip**

Q37.5 **Cleft hard and soft palate with unilateral cleft lip**
Cleft hard and soft palate with cleft lip NOS

Q37.8 **Unspecified cleft palate with bilateral cleft lip**

Q37.9 **Unspecified cleft palate with unilateral cleft lip**
Cleft palate with cleft lip NOS

**Other congenital malformations of the digestive system
(Q38-Q45)**

Q38 **Other congenital malformations of tongue, mouth and pharynx**
Excludes: macrostomia (Q18.4)
 microstomia (Q18.5)

Q38.0 **Congenital malformations of lips, not elsewhere classified**
Congenital:
• fistula of lip
• malformation of lip NOS
Van der Woude's syndrome

Excludes: cleft lip (Q36.-)
 • with cleft palate (Q37.-)
 macrocheilia (Q18.6)
 microcheilia (Q18.7)

Q38.1 **Ankyloglossia**
Tongue tie

Q38.2 **Macroglossia**

Q38.3 **Other congenital malformations of tongue**
Aglossia
Bifid tongue
Congenital:
• adhesion
• fissure
• malformation NOS } of tongue
Hypoglossia
Hypoplasia of tongue
Microglossia

Q38.4 Congenital malformations of salivary glands and ducts

Absence
Accessory } (of) salivary gland or duct
Atresia }
Congenital fistula of salivary gland

Q38.5 Congenital malformations of palate, not elsewhere classified

Absence of uvula
Congenital malformation of palate NOS
High arched palate

Excludes: cleft palate (Q35.-)
• with cleft lip (Q37.-)

Q38.6 Other congenital malformations of mouth

Congenital malformation of mouth NOS

Q38.7 Pharyngeal pouch

Diverticulum of pharynx

Excludes: pharyngeal pouch syndrome (D82.1)

Q38.8 Other congenital malformations of pharynx

Congenital malformation of pharynx NOS

Q39

Congenital malformations of oesophagus

Q39.0 Atresia of oesophagus without fistula

Atresia of oesophagus NOS

Q39.1 Atresia of oesophagus with tracheo-oesophageal fistula

Atresia of oesophagus with broncho-oesophageal fistula

Q39.2 Congenital tracheo-oesophageal fistula without atresia

Congenital tracheo-oesophageal fistula NOS

Q39.3 Congenital stenosis and stricture of oesophagus

Q39.4 Oesophageal web

MALFORMATIONS, DEFORMATIONS AND CHROMOSOMAL ABNORMALITIES

Q39.5 Congenital dilatation of oesophagus

Q39.6 Diverticulum of oesophagus
Oesophageal pouch

Q39.8 Other congenital malformations of oesophagus
Absent
Congenital displacement } (of) oesophagus
Duplication }

Q39.9 Congenital malformation of oesophagus, unspecified

Q40 Other congenital malformations of upper alimentary tract

Q40.0 Congenital hypertrophic pyloric stenosis
Congenital or infantile:

- constriction
 - hypertrophy
 - spasm
 - stenosis
 - stricture
- } of pylorus

Q40.1 Congenital hiatus hernia
Displacement of cardia through oesophageal hiatus

Excludes: congenital diaphragmatic hernia (Q79.0)

Q40.2 Other specified congenital malformations of stomach
Congenital:
• displacement of stomach
• diverticulum of stomach
• hourglass stomach
Duplication of stomach
Megalogastria
Microgastria

Q40.3 Congenital malformation of stomach, unspecified

Q40.8 **Other specified congenital malformations of upper alimentary tract**

Q40.9 **Congenital malformation of upper alimentary tract, unspecified**

Congenital:

- Anomaly
 - deformity
- } NOS of upper alimentary tract

Q41

Congenital absence, atresia and stenosis of small intestine

Includes: congenital obstruction, occlusion and stricture of small intestine or intestine NOS

Excludes: meconium ileus (E84.1)

Q41.0 **Congenital absence, atresia and stenosis of duodenum**

Q41.1 **Congenital absence, atresia and stenosis of jejunum**

Apple peel syndrome

Imperforate jejunum

Q41.2 **Congenital absence, atresia and stenosis of ileum**

Q41.8 **Congenital absence, atresia and stenosis of other specified parts of small intestine**

Q41.9 **Congenital absence, atresia and stenosis of small intestine, part unspecified**

Congenital absence, atresia and stenosis of intestine NOS

Q42

Congenital absence, atresia and stenosis of large intestine

Includes: congenital obstruction, occlusion and stricture of large intestine

Q42.0 **Congenital absence, atresia and stenosis of rectum with fistula**

Q42.1 **Congenital absence, atresia and stenosis of rectum without fistula**

Imperforate rectum

Q42.2 **Congenital absence, atresia and stenosis of anus with fistula**

Q42.3 **Congenital absence, atresia and stenosis of anus without fistula**

Imperforate anus

- Q42.8** **Congenital absence, atresia and stenosis of other parts of large intestine**
- Q42.9** **Congenital absence, atresia and stenosis of large intestine, part unspecified**
- Q43** **Other congenital malformations of intestine**
- Q43.0** **Meckel's diverticulum**
Persistent:
• omphalomesenteric duct
• vitelline duct
- Q43.1** **Hirschsprung's disease**
Aganglionosis
Congenital (aganglionic) megacolon
- Q43.2** **Other congenital functional disorders of colon**
Congenital dilatation of colon
- Q43.3** **Congenital malformations of intestinal fixation**
Congenital adhesions [bands]:
• omental, anomalous
• peritoneal
Jackson's membrane
Malrotation of colon
Rotation:
• failure of
• incomplete
• insufficient } of caecum and colon
Universal mesentery
- Q43.4** **Duplication of intestine**
- Q43.5** **Ectopic anus**
- Q43.6** **Congenital fistula of rectum and anus**
Excludes: congenital fistula:
• rectovaginal (Q52.2)
• urethrorectal (Q64.7)
pilonidal fistula or sinus (L05.-)
with absence, atresia and stenosis (Q42.0, Q42.2)

- Q43.7** **Persistent cloaca**
Cloaca NOS
- Q43.8** **Other specified congenital malformations of intestine**
Congenital:
• blind loop syndrome
• diverticulitis, colon
• diverticulum, intestine
Dolichocolon
Megaloappendix
Megaloduodenum
Microcolon
Transposition of:
• appendix
• colon
• intestine
- Q43.9** **Congenital malformation of intestine, unspecified**
- Q44** **Congenital malformations of gallbladder, bile ducts and liver**
- Q44.0** **Agenesis, aplasia and hypoplasia of gallbladder**
Congenital absence of gallbladder
- Q44.1** **Other congenital malformations of gallbladder**
Congenital malformation of gallbladder NOS
Intrahepatic gallbladder
- Q44.2** **Atresia of bile ducts**
- Q44.3** **Congenital stenosis and stricture of bile ducts**
- Q44.4** **Choledochal cyst**
- Q44.5** **Other congenital malformations of bile ducts**
Accessory hepatic duct
Congenital malformation of bile duct NOS
Duplication:
• biliary duct
• cystic duct

MALFORMATIONS, DEFORMATIONS AND CHROMOSOMAL ABNORMALITIES

Q44.6 **Cystic disease of liver**
Fibrocystic disease of liver

Q44.7 **Other congenital malformations of liver**
Accessory liver
Alagille's syndrome
Congenital:
• absence of liver
• hepatomegaly
• malformation of liver NOS

Q45 **Other congenital malformations of digestive system**
Excludes: congenital:
• diaphragmatic hernia (Q79.0)
• hiatus hernia (Q40.1)

Q45.0 **Agnesis, aplasia and hypoplasia of pancreas**
Congenital absence of pancreas

Q45.1 **Annular pancreas**

Q45.2 **Congenital pancreatic cyst**

Q45.3 **Other congenital malformations of pancreas and pancreatic duct**
Accessory pancreas
Congenital malformation of pancreas or pancreatic duct NOS

Excludes: diabetes mellitus:
• congenital (E10.-)
• neonatal (P70.2)
fibrocystic disease of pancreas (E84.-)

Q45.8 **Other specified congenital malformations of digestive system**
Absence (complete)(partial) of alimentary tract NOS
Duplication
Malposition, congenital } of digestive organs NOS

Q45.9 **Congenital malformation of digestive system, unspecified**
Congenital:
• anomaly } NOS of digestive system
• deformity }

**Congenital malformations of genital organs
(Q50-Q56)**

Excludes: androgen resistance syndrome (E34.5)
syndromes associated with anomalies in the number and form of chromosomes
(Q90-Q99)
testicular feminization syndrome (E34.5)

Q50 Congenital malformations of ovaries, fallopian tubes and broad ligaments

Q50.0 Congenital absence of ovary
Excludes: Turner's syndrome (Q96.-)

Q50.1 Developmental ovarian cyst

Q50.2 Congenital torsion of ovary

Q50.3 Other congenital malformations of ovary
Accessory ovary
Congenital malformation of ovary NOS
Ovarian streak

Q50.4 Embryonic cyst of fallopian tube
Fimbrial cyst

Q50.5 Embryonic cyst of broad ligament
Cyst:
• epooophoron
• Gartner's duct
• parovarian

Q50.6 Other congenital malformations of fallopian tube and broad ligament
Absence }
Accessory } (of) fallopian tube or broad ligament
Atresia }
Congenital malformation of fallopian tube or broad ligament NOS

- Q51** **Congenital malformations of uterus and cervix**
- Q51.0** **Agensis and aplasia of uterus**
Congenital absence of uterus
- Q51.1** **Doubling of uterus with doubling of cervix and vagina**
- Q51.2** **Other doubling of uterus**
Doubling of uterus NOS
- Q51.3** **Bicornate uterus**
- Q51.4** **Unicornate uterus**
- Q51.5** **Agensis and aplasia of cervix**
Congenital absence of cervix
- Q51.6** **Embryonic cyst of cervix**
- Q51.7** **Congenital fistulae between uterus and digestive and urinary tracts**
- Q51.8** **Other congenital malformations of uterus and cervix**
Hypoplasia of uterus and cervix
- Q51.9** **Congenital malformation of uterus and cervix, unspecified**
- Q52** **Other congenital malformations of female genitalia**
- Q52.0** **Congenital absence of vagina**
- Q52.1** **Doubling of vagina**
Septate vagina
- Excludes:* doubling of vagina with doubling of uterus and cervix (Q51.1)
- Q52.2** **Congenital rectovaginal fistula**
Excludes: cloaca (Q43.7)
- Q52.3** **Imperforate hymen**

INTERNATIONAL CLASSIFICATION OF DISEASES

- Q52.4** **Other congenital malformations of vagina**
Congenital malformation of vagina NOS
Cyst:
- canal of Nuck, congenital
 - embryonic vaginal
- Q52.5** **Fusion of labia**
- Q52.6** **Congenital malformation of clitoris**
- Q52.7** **Other congenital malformations of vulva**
Congenital:
- absence
 - cyst
 - malformation NOS
- } of vulva
- Q52.8** **Other specified congenital malformations of female genitalia**
- Q52.9** **Congenital malformation of female genitalia, unspecified**
- Q53** **Undescended testicle**
- Q53.0** **Ectopic testis**
Unilateral or bilateral ectopic testes
- Q53.1** **Undescended testicle, unilateral**
- Q53.2** **Undescended testicle, bilateral**
- Q53.9** **Undescended testicle, unspecified**
Cryptorchism NOS
- Q54** **Hypospadias**
Excludes: epispadias (Q64.0)
- Q54.0** **Hypospadias, balanic**
Hypospadias:
- coronal
 - glandular

MALFORMATIONS, DEFORMATIONS AND CHROMOSOMAL ABNORMALITIES

- Q54.1** **Hypospadias, penile**
- Q54.2** **Hypospadias, penoscrotal**
- Q54.3** **Hypospadias, perineal**
- Q54.4** **Congenital chordee**
- Q54.8** **Other hypospadias**
- Q54.9** **Hypospadias, unspecified**
- Q55** **Other congenital malformations of male genital organs**
Excludes: congenital hydrocele (P83.5)
 hypospadias (Q54.-)
- Q55.0** **Absence and aplasia of testis**
 Monorchism
- Q55.1** **Hypoplasia of testis and scrotum**
 Fusion of testes
- Q55.2** **Other congenital malformations of testis and scrotum**
 Congenital malformation of testis or scrotum NOS
 Polyorchism
 Retractile testis
 Testis migrans
- Q55.3** **Atresia of vas deferens**
- Q55.4** **Other congenital malformations of vas deferens, epididymis, seminal vesicles and prostate**
 Absence or aplasia of:
 • prostate
 • spermatic cord
 Congenital malformation of vas deferens, epididymis, seminal vesicles or prostate
 NOS
- Q55.5** **Congenital absence and aplasia of penis**

INTERNATIONAL CLASSIFICATION OF DISEASES

- Q55.6** **Other congenital malformations of penis**
Congenital malformation of penis NOS
Curvature of penis (lateral)
Hypoplasia of penis
- Q55.8** **Other specified congenital malformations of male genital organs**
- Q55.9** **Congenital malformation of male genital organ, unspecified**
Congenital:
• anomaly } NOS of male genital organ
• deformity }
- Q56** **Indeterminate sex and pseudohermaphroditism**
Excludes: pseudohermaphroditism:
• female, with adrenocortical disorder (E25.-)
• male, with androgen resistance (E34.5)
• with specified chromosomal anomaly (Q96-Q99)
- Q56.0** **Hermaphroditism, not elsewhere classified**
Ovotestis
- Q56.1** **Male pseudohermaphroditism, not elsewhere classified**
Male pseudohermaphroditism NOS
- Q56.2** **Female pseudohermaphroditism, not elsewhere classified**
Female pseudohermaphroditism NOS
- Q56.3** **Pseudohermaphroditism, unspecified**
- Q56.4** **Indeterminate sex, unspecified**
Ambiguous genitalia

**Congenital malformations of the urinary system
(Q60-Q64)**

Q60

Renal agenesis and other reduction defects of kidney

Includes: atrophy of kidney:

- congenital
- infantile

congenital absence of kidney

Q60.0 Renal agenesis, unilateral

Q60.1 Renal agenesis, bilateral

Q60.2 Renal agenesis, unspecified

Q60.3 Renal hypoplasia, unilateral

Q60.4 Renal hypoplasia, bilateral

Q60.5 Renal hypoplasia, unspecified

Q60.6 Potter's syndrome

Q61

Cystic kidney disease

Excludes: acquired cyst of kidney (N28.1)
Potter's syndrome (Q60.6)

Q61.0 Congenital single renal cyst
Cyst of kidney (congenital)(single)

Q61.1 Polycystic kidney, autosomal recessive
Polycystic kidney, infantile type

Q61.2 Polycystic kidney, autosomal dominant
Polycystic kidney, adult type

Q61.3 Polycystic kidney, unspecified

Q61.4 Renal dysplasia

INTERNATIONAL CLASSIFICATION OF DISEASES

Q61.5 **Medullary cystic kidney**
Sponge kidney NOS

Q61.8 **Other cystic kidney diseases**
Fibrocystic:
• kidney
• renal degeneration or disease

Q61.9 **Cystic kidney disease, unspecified**
Meckel-Gruber syndrome

Q62 **Congenital obstructive defects of renal pelvis and congenital malformations of ureter**

Q62.0 **Congenital hydronephrosis**

Q62.1 **Atresia and stenosis of ureter**
Congenital occlusion of:
• ureter
• ureteropelvic junction
• ureterovesical orifice
Impervious ureter

Q62.2 **Congenital megaloureter**
Congenital dilatation of ureter

Q62.3 **Other obstructive defects of renal pelvis and ureter**
Congenital ureterocele

Q62.4 **Agenesis of ureter**
Absent ureter

Q62.5 **Duplication of ureter**
Accessory }
Double } ureter

MALFORMATIONS, DEFORMATIONS AND CHROMOSOMAL ABNORMALITIES

- Q62.6** **Malposition of ureter**
Deviation
Displacement
Ectopic
Implantation, anomalous } (of) ureter or ureteric orifice
- Q62.7** **Congenital vesico-uretero-renal reflux**
- Q62.8** **Other congenital malformations of ureter**
Anomaly of ureter NOS
- Q63** **Other congenital malformations of kidney**
Excludes: congenital nephrotic syndrome (N04.-)
- Q63.0** **Accessory kidney**
- Q63.1** **Lobulated, fused and horseshoe kidney**
- Q63.2** **Ectopic kidney**
Congenital displaced kidney
Malrotation of kidney
- Q63.3** **Hyperplastic and giant kidney**
- Q63.8** **Other specified congenital malformations of kidney**
Congenital renal calculi
- Q63.9** **Congenital malformation of kidney, unspecified**
- Q64** **Other congenital malformations of urinary system**
- Q64.0** **Epispadias**
Excludes: hypospadias (Q54.-)
- Q64.1** **Exstrophy of urinary bladder**
Ectopia vesicae
Extroversion of bladder
- Q64.2** **Congenital posterior urethral valves**

- Q64.3 Other atresia and stenosis of urethra and bladder neck**
Congenital:
- bladder neck obstruction
 - stricture of:
 - urethra
 - urinary meatus
 - vesicourethral orifice
- Impervious urethra
- Q64.4 Malformation of urachus**
Cyst of urachus
Patent urachus
Prolapse of urachus
- Q64.5 Congenital absence of bladder and urethra**
- Q64.6 Congenital diverticulum of bladder**
- Q64.7 Other congenital malformations of bladder and urethra**
Accessory:
- bladder
 - urethra
- Congenital:
- hernia of bladder
 - malformation of bladder or urethra NOS
 - prolapse of:
 - bladder (mucosa)
 - urethra
 - urinary meatus
 - urethrorectal fistula
- Double:
- urethra
 - urinary meatus
- Q64.8 Other specified congenital malformations of urinary system**
- Q64.9 Congenital malformation of urinary system, unspecified**
Congenital:
- anomaly
 - deformity
- } NOS of urinary system

**Congenital malformations and deformations of the musculoskeletal system
(Q65-Q79)**

- Q65** **Congenital deformities of hip**
Excludes: clicking hip (R29.4)
- Q65.0 **Congenital dislocation of hip, unilateral**
- Q65.1 **Congenital dislocation of hip, bilateral**
- Q65.2 **Congenital dislocation of hip, unspecified**
- Q65.3 **Congenital subluxation of hip, unilateral**
- Q65.4 **Congenital subluxation of hip, bilateral**
- Q65.5 **Congenital subluxation of hip, unspecified**
- Q65.6 **Unstable hip**
Dislocatable hip
Subluxatable hip
- Q65.8 **Other congenital deformities of hip**
Anteversion of femoral neck
Congenital acetabular dysplasia
Congenital coxa:
• valga
• vara
- Q65.9 **Congenital deformity of hip, unspecified**
- Q66** **Congenital deformities of feet**
Excludes: reduction defects of feet (Q72.-)
 valgus deformities (acquired) (M21.0)
 varus deformities (acquired) (M21.1)
- Q66.0 **Talipes equinovarus**
- Q66.1 **Talipes calcaneovarus**

INTERNATIONAL CLASSIFICATION OF DISEASES

- Q66.2** **Metatarsus varus**
- Q66.3** **Other congenital varus deformities of feet**
Hallux varus, congenital
- Q66.4** **Talipes calcaneovalgus**
- Q66.5** **Congenital pes planus**
Flat foot:
• congenital
• rigid
• spastic (everted)
- Q66.6** **Other congenital valgus deformities of feet**
Metatarsus valgus
- Q66.7** **Pes cavus**
- Q66.8** **Other congenital deformities of feet**
Clubfoot NOS
Hammer toe, congenital
Talipes:
• NOS
• asymmetric
Tarsal coalition
Vertical talus
- Q66.9** **Congenital deformity of feet, unspecified**
- Q67** **Congenital musculoskeletal deformities of head, face, spine and chest**
Excludes: congenital malformation syndromes classified to Q87.-
Potter's syndrome (Q60.6)
- Q67.0** **Facial asymmetry**
- Q67.1** **Compression facies**
- Q67.2** **Dolichocephaly**
- Q67.3** **Plagiocephaly**

MALFORMATIONS, DEFORMATIONS AND CHROMOSOMAL ABNORMALITIES

Q67.4 Other congenital deformities of skull, face and jaw

Depressions in skull
Deviation of nasal septum, congenital
Hemifacial atrophy or hypertrophy
Squashed or bent nose, congenital

Excludes: dentofacial anomalies [including malocclusion] (K07.-)
syphilitic saddle nose (A50.5)

Q67.5 Congenital deformity of spine

Congenital scoliosis:

- NOS
- postural

Excludes: infantile idiopathic scoliosis (M41.0)
scoliosis due to congenital bony malformation (Q76.3)

Q67.6 Pectus excavatum

Congenital funnel chest

Q67.7 Pectus carinatum

Congenital pigeon chest

Q67.8 Other congenital deformities of chest

Congenital deformity of chest wall NOS

Q68

Other congenital musculoskeletal deformities

Excludes: reduction defects of limb(s) (Q71-Q73)

Q68.0 Congenital deformity of sternocleidomastoid muscle

Congenital (sternomastoid) torticollis
Contracture of sternocleidomastoid (muscle)
Sternomastoid tumour (congenital)

Q68.1 Congenital deformity of hand

Congenital clubfinger
Spade-like hand (congenital)

INTERNATIONAL CLASSIFICATION OF DISEASES

- Q68.2** **Congenital deformity of knee**
Congenital:
- dislocation of knee
 - genu recurvatum
- Q68.3** **Congenital bowing of femur**
Excludes: anteversion of femur (neck) (Q65.8)
- Q68.4** **Congenital bowing of tibia and fibula**
- Q68.5** **Congenital bowing of long bones of leg, unspecified**
- Q68.8** **Other specified congenital musculoskeletal deformities**
Congenital:
- deformity of:
 - clavicle
 - elbow
 - forearm
 - scapula
 - dislocation of:
 - elbow
 - shoulder
- Q69** **Polydactyly**
- Q69.0** **Accessory finger(s)**
- Q69.1** **Accessory thumb(s)**
- Q69.2** **Accessory toe(s)**
Accessory hallux
- Q69.9** **Polydactyly, unspecified**
Supernumerary digit(s) NOS
- Q70** **Syndactyly**
- Q70.0** **Fused fingers**
Complex syndactyly of fingers with synostosis

MALFORMATIONS, DEFORMATIONS AND CHROMOSOMAL ABNORMALITIES

Q70.1 **Webbed fingers**
Simple syndactyly of fingers without synostosis

Q70.2 **Fused toes**
Complex syndactyly of toes with synostosis

Q70.3 **Webbed toes**
Simple syndactyly of toes without synostosis

Q70.4 **Polysyndactyly**

Q70.9 **Syndactyly, unspecified**
Symphalangy NOS

Q71 **Reduction defects of upper limb**

Q71.0 **Congenital complete absence of upper limb(s)**

Q71.1 **Congenital absence of upper arm and forearm with hand present**

Q71.2 **Congenital absence of both forearm and hand**

Q71.3 **Congenital absence of hand and finger(s)**

Q71.4 **Longitudinal reduction defect of radius**
Clubhand (congenital)
Radial clubhand

Q71.5 **Longitudinal reduction defect of ulna**

Q71.6 **Lobster-claw hand**

Q71.8 **Other reduction defects of upper limb(s)**
Congenital shortening of upper limb(s)

Q71.9 **Reduction defect of upper limb, unspecified**

Q72 **Reduction defects of lower limb**

Q72.0 **Congenital complete absence of lower limb(s)**

INTERNATIONAL CLASSIFICATION OF DISEASES

Q72.1 Congenital absence of thigh and lower leg with foot present

Q72.2 Congenital absence of both lower leg and foot

Q72.3 Congenital absence of foot and toe(s)

Q72.4 Longitudinal reduction defect of femur
Proximal femoral focal deficiency

Q72.5 Longitudinal reduction defect of tibia

Q72.6 Longitudinal reduction defect of fibula

Q72.7 Split foot

Q72.8 Other reduction defects of lower limb(s)
Congenital shortening of lower limb(s)

Q72.9 Reduction defect of lower limb, unspecified

Q73 Reduction defects of unspecified limb

Q73.0 Congenital absence of unspecified limb(s)
Amelia NOS

Q73.1 Phocomelia, unspecified limb(s)
Phocomelia NOS

Q73.8 Other reduction defects of unspecified limb(s)
Longitudinal reduction deformity of unspecified limb(s)
Ectromelia NOS
Hemimelia NOS
Reduction defect } of limb(s) NOS

Q74

Other congenital malformations of limb(s)

Excludes: polydactyly (Q69.-)
reduction defect of limb (Q71-Q73)
syndactyly (Q70.-)

Q74.0

Other congenital malformations of upper limb(s), including shoulder girdle

Accessory carpal bones
Cleidocranial dysostosis
Congenital pseudarthrosis of clavicle
Macroactyilia (fingers)
Madelung's deformity
Radioulnar synostosis
Sprengel's deformity
Triphalangeal thumb

Q74.1

Congenital malformation of knee

Congenital:

- absence of patella
- dislocation of patella
- genu:
 - valgum
 - varum

Rudimentary patella

Excludes: congenital:

- dislocation of knee (Q68.2)
- genu recurvatum (Q68.2)

nail patella syndrome (Q87.2)

Q74.2

Other congenital malformations of lower limb(s), including pelvic girdle

Congenital:

- fusion of sacroiliac joint
- malformation (of):
 - ankle (joint)
 - sacroiliac (joint)

Excludes: anteversion of femur (neck) (Q65.8)

Q74.3

Arthrogryposis multiplex congenital

INTERNATIONAL CLASSIFICATION OF DISEASES

Q74.8 **Other specified congenital malformations of limb(s)**

Q74.9 **Unspecified congenital malformation of limb(s)**
Congenital anomaly of limb(s) NOS

Q75

Other congenital malformations of skull and face bones

Excludes: congenital malformation of face NOS (Q18.-)
congenital malformation syndromes classified to Q87.-
dentofacial anomalies [including malocclusion] (K07.-)
musculoskeletal deformities of head and face (Q67.0-Q67.4)
skull defects associated with congenital anomalies of brain such as:

- anencephaly (Q00.0)
- encephalocele (Q01.-)
- hydrocephalus (Q03.-)
- microcephaly (Q02)

Q75.0 **Craniosynostosis**
Acrocephaly
Imperfect fusion of skull
Oxycephaly
Trigonocephaly

Q75.1 **Craniofacial dysostosis**
Crouzon's disease

Q75.2 **Hypertelorism**

Q75.3 **Macrocephaly**

Q75.4 **Mandibulofacial dysostosis**
Syndrome:

- Franceschetti
- Treacher Collins

Q75.5 **Oculomandibular dysostosis**

MALFORMATIONS, DEFORMATIONS AND CHROMOSOMAL ABNORMALITIES

Q75.8 Other specified congenital malformations of skull and face bones

Absence of skull bone, congenital
Congenital deformity of forehead
Platybasia

Q75.9 Congenital malformation of skull and face bones, unspecified

Congenital anomaly of:

- face bones NOS
- skull NOS

Q76

Congenital malformations of spine and bony thorax

Excludes: congenital musculoskeletal deformities of spine and chest
(Q67.5-Q67.8)

Q76.0 Spina bifida occulta

Excludes: meningocele (spinal) (Q05.-)
spina bifida (aperta)(cystica) (Q05.-)

Q76.1 Klippel-Feil syndrome

Cervical fusion syndrome

Q76.2 Congenital spondylolisthesis

Congenital spondylolysis

Excludes: spondylolisthesis (acquired) (M43.1)
spondylolysis (acquired) (M43.0)

Q76.3 Congenital scoliosis due to congenital bony malformation

Hemivertebra fusion or failure of segmentation with scoliosis

Q76.4 Other congenital malformations of spine, not associated with scoliosis

Congenital:

- absence of vertebra
- fusion of spine
- kyphosis
- lordosis
- malformation of lumbosacral
(joint) (region)

Hemivertebra

Malformation of spine

Platyspondylisis

Supernumerary vertebra

} unspecified or not
associated with
scoliosis

INTERNATIONAL CLASSIFICATION OF DISEASES

- Q76.5** **Cervical rib**
Supernumerary rib in cervical region
- Q76.6** **Other congenital malformations of ribs**
Accessory rib
Congenital:
- absence of rib
 - fusion of ribs
 - malformation of ribs NOS
- Excludes:* short rib syndrome (Q77.2)
- Q76.7** **Congenital malformation of sternum**
Congenital absence of sternum
Sternum bifidum
- Q76.8** **Other congenital malformations of bony thorax**
- Q76.9** **Congenital malformation of bony thorax, unspecified**
- Q77** **Osteochondrodysplasia with defects of growth of tubular bones and spine**
Excludes: mucopolysaccharidosis (E76.0-E76.3)
- Q77.0** **Achondrogenesis**
Hypochondrogenesis
- Q77.1** **Thanatophoric short stature**
- Q77.2** **Short rib syndrome**
Asphyxiating thoracic dysplasia [Jeune]
- Q77.3** **Chondrodysplasia punctata**
- Q77.4** **Achondroplasia**
Hypochondroplasia
Osteosclerosis congenita
- Q77.5** **Dystrophic dysplasia**
- Q77.6** **Chondroectodermal dysplasia**
Ellis-van Creveld syndrome

MALFORMATIONS, DEFORMATIONS AND CHROMOSOMAL ABNORMALITIES

- Q77.7** **Spondyloepiphyseal dysplasia**
- Q77.8** **Other osteochondrodysplasia with defects of growth of tubular bones and spine**
- Q77.9** **Osteochondrodysplasia with defects of growth of tubular bones and spine, unspecified**
- Q78** **Other osteochondrodysplasias**
- Q78.0** **Osteogenesis imperfecta**
Fragilitas ossium
Osteopsathyrosis
- Q78.1** **Polyostotic fibrous dysplasia**
Albright(-McCune)(-Sternberg) syndrome
- Q78.2** **Osteopetrosis**
Albers-Schönberg syndrome
- Q78.3** **Progressive diaphyseal dysplasia**
Camurati-Engelmann syndrome
- Q78.4** **Enchondromatosis**
Maffucci's syndrome
Ollier's disease
- Q78.5** **Metaphyseal dysplasia**
Pyle's syndrome
- Q78.6** **Multiple congenital exostoses**
Diaphyseal aclasis
- Q78.8** **Other specified osteochondrodysplasias**
Osteopoikilosis
- Q78.9** **Osteochondrodysplasia, unspecified**
Chondrodystrophy NOS
Osteodystrophy NOS

- Q79** **Congenital malformations of the musculoskeletal system, not elsewhere classified**
Excludes: congenital (sternomastoid) torticollis (Q68.0)
- Q79.0** **Congenital diaphragmatic hernia**
Excludes: congenital hiatus hernia (Q40.1)
- Q79.1** **Other congenital malformations of diaphragm**
Absence of diaphragm
Congenital malformation of diaphragm NOS
Eventration of diaphragm
- Q79.2** **Exomphalos**
Omphalocele

Excludes: umbilical hernia (K42.-)
- Q79.3** **Gastroschisis**
- Q79.4** **Prune belly syndrome**
- Q79.5** **Other congenital malformations of abdominal wall**
Excludes: umbilical hernia (K42.-)
- Q79.6** **Ehlers-Danlos syndrome**
- Q79.8** **Other congenital malformations of musculoskeletal system**
Absence of:
• muscle
• tendon
Accessory muscle
Amyotrophia congenita
Congenital:
• constricting bands
• shortening of tendon
Poland's syndrome
- Q79.9** **Congenital malformation of musculoskeletal system, unspecified**
Congenital:
• anomaly NOS }
• deformity NOS } of musculoskeletal system NOS

**Other congenital malformations
(Q80-Q89)**

- Q80** **Congenital ichthyosis**
Excludes: Refsum's disease (G60.1)
- Q80.0** **Ichthyosis vulgaris**
- Q80.1** **X-linked ichthyosis**
- Q80.2** **Lamellar ichthyosis**
Collodion baby
- Q80.3** **Congenital bullous ichthyosiform erythroderma**
- Q80.4** **Harlequin fetus**
- Q80.8** **Other congenital ichthyosis**
- Q80.9** **Congenital ichthyosis, unspecified**
- Q81** **Epidermolysis bullosa**
- Q81.0** **Epidermolysis bullosa simplex**
Excludes: Cockayne's syndrome (Q87.1)
- Q81.1** **Epidermolysis bullosa letalis**
Herlitz' syndrome
- Q81.2** **Epidermolysis bullosa dystrophica**
- Q81.8** **Other epidermolysis bullosa**
- Q81.9** **Epidermolysis bullosa, unspecified**

Q82

Other congenital malformations of skin

Excludes: acrodermatitis enteropathica (E83.2)
congenital erythropoietic porphyria (E80.0)
pilonidal cyst or sinus (L05.-)
Sturge-Weber(-Dimitri) syndrome (Q85.8)

Q82.0 Hereditary lymphoedema

Q82.1 Xeroderma pigmentosum

Q82.2 Mastocytosis
Urticaria pigmentosa

Excludes: malignant mastocytosis (C96.2)

Q82.3 Incontinentia pigmenti

Q82.4 Ectodermal dysplasia (anhidrotic)
Excludes: Ellis-van Creveld syndrome (Q77.6)

Q82.5 Congenital non-neoplastic naevus

Birthmark NOS

Naevus:

- flammeus
- portwine
- sanguineous
- strawberry
- vascular NOS
- verrucous

Excludes: café au lait spots (L81.3)
lentigo (L81.4)
naevus:

- NOS (D22.-)
- araneus (I78.1)
- melanocytic (D22.-)
- pigmented (D22.-)
- spider (I78.1)
- stellar (I78.1)

MALFORMATIONS, DEFORMATIONS AND CHROMOSOMAL ABNORMALITIES

Q82.8 Other specified congenital malformations of skin

Abnormal palmar creases
Accessory skin tags
Benign familial pemphigus [Hailey-Hailey]
Cutis laxa (hyperelastica)
Dermatoglyphic anomalies
Inherited keratosis palmaris et plantaris
Keratosis follicularis [Darier-White]

Excludes: Ehlers-Danlos syndrome (Q79.6)

Q82.9 Congenital malformation of skin, unspecified

Q83 Congenital malformations of breast

Excludes: absence of pectoral muscle (Q79.8)

Q83.0 Congenital absence of breast with absent nipple

Q83.1 Accessory breast
Supernumerary breast

Q83.2 Absent nipple

Q83.3 Accessory nipple
Supernumerary nipple

Q83.8 Other congenital malformations of breast
Hypoplasia of breast

Q83.9 Congenital malformation of breast, unspecified

- Q84** **Other congenital malformations of integument**
- Q84.0** **Congenital alopecia**
Congenital atrichosis
- Q84.1** **Congenital morphological disturbances of hair, not elsewhere classified**
Beaded hair
Monilethrix
Pili annulati
- Excludes:* Menkes' kinky hair syndrome (E83.0)
- Q84.2** **Other congenital malformations of hair**
Congenital:
• hypertrichosis
• malformation of hair NOS
Persistent lanugo
- Q84.3** **Anonychia**
Excludes: nail patella syndrome (Q87.2)
- Q84.4** **Congenital leukonychia**
- Q84.5** **Enlarged and hypertrophic nails**
Congenital onychauxis
Pachyonychia
- Q84.6** **Other congenital malformations of nails**
Congenital:
• clubnail
• koilonychia
• malformation of nail NOS
- Q84.8** **Other specified congenital malformations of integument**
Aplasia cutis congenita
- Q84.9** **Congenital malformation of integument, unspecified**
Congenital:
• anomaly NOS }
• deformity NOS } of integument NOS

MALFORMATIONS, DEFORMATIONS AND CHROMOSOMAL ABNORMALITIES

Q85

Phakomatoses, not elsewhere classified

Excludes: ataxia telangiectasia [Louis-Bar] (G11.3)
familial dysautonomia [Riley-Day] (G90.1)

Q85.0

Neurofibromatosis (nonmalignant)

Von Recklinghausen's disease

Q85.1

Tuberous sclerosis

Bourneville's disease
Epiloia

Q85.8

Other phakomatoses, not elsewhere classified

Syndrome:

- Peutz-Jeghers
- Sturge-Weber(-Dimitri)
- von Hippel-Lindau

Excludes: Meckel-Gruber syndrome (Q61.9)

Q85.9

Phakomatosis, unspecified

Hamartosis NOS

Q86

Congenital malformation syndromes due to known exogenous causes, not elsewhere classified

Excludes: iodine-deficiency-related hypothyroidism (E00-E02)
nonteratogenic effects of substances transmitted via placenta or breast milk (P04.-)

Q86.0

Fetal alcohol syndrome (dysmorphic)

Q86.1

Fetal hydantoin syndrome

Meadow's syndrome

Q86.2

Dysmorphism due to warfarin

Q86.8

Other congenital malformation syndromes due to known exogenous causes

Q87

Other specified congenital malformation syndromes affecting multiple systems

Q87.0

Congenital malformation syndromes predominantly affecting facial appearance

Acrocephalopolysyndactyly
Acrocephalosyndactyly [Apert]
Cryptophthalmos syndrome
Cyclopia
Syndrome:
• Goldenhar
• Moebius
• oro-facial-digital
• Robin
Whistling face

Q87.1

Congenital malformation syndromes predominantly associated with short stature

Syndrome:
• Aarskog
• Cockayne
• De Lange
• Dubowitz
• Noonan
• Prader-Willi
• Robinow-Silverman-Smith
• Russell-Silver
• Seckel
• Smith-Lemli-Opitz

Excludes: Ellis-van Creveld syndrome (Q77.6)

Q87.2

Congenital malformation syndromes predominantly involving limbs

Syndrome:
• Holt-Oram
• Klippel-Trénaunay-Weber
• nail patella
• Rubinstein-Taybi
• sirenomelia
• thrombocytopenia with absent radius [TAR]
• VATER

MALFORMATIONS, DEFORMATIONS AND CHROMOSOMAL ABNORMALITIES

Q87.3 Congenital malformation syndromes involving early overgrowth

Syndrome:

- Beckwith-Wiedemann
- Sotos
- Weaver

Q87.4 Marfan's syndrome

Q87.5 Other congenital malformation syndromes with other skeletal changes

Q87.8 Other specified congenital malformation syndromes, not elsewhere classified

Syndrome:

- Alport
- Laurence-Moon(-Bardet)-Biedl
- Zellweger

Q89

Other congenital malformations, not elsewhere classified

Q89.0 Congenital malformations of spleen

Asplenia (congenital)

Congenital splenomegaly

Excludes: isomerism of atrial appendages (with asplenia or polysplenia) (Q20.6)

Q89.1 Congenital malformations of adrenal gland

Excludes: congenital adrenal hyperplasia (E25.0)

Q89.2 Congenital malformations of other endocrine glands

Congenital malformation of parathyroid or thyroid gland

Persistent thyroglossal duct

Thyroglossal cyst

INTERNATIONAL CLASSIFICATION OF DISEASES

Q89.3

Situs inversus

Dextrocardia with situs inversus

Mirror-image atrial arrangement with situs inversus

Situs inversus or transversus:

- abdominalis
- thoracis

Transposition of viscera:

- abdominal
- thoracic

Excludes: dextrocardia NOS (Q24.0)
laevocardia (Q24.1)

Q89.4

Conjoined twins

Craniopagus

Dicephaly

Double monster

Pygopagus

Thoracopagus

Q89.7

Multiple congenital malformations, not elsewhere classified

Monster NOS

Multiple congenital:

- anomalies NOS
- deformities NOS

Excludes: congenital malformation syndromes affecting multiple systems (Q87.-)

Q89.8

Other specified congenital malformations

Q89.9

Congenital malformation, unspecified

Congenital:

- anomaly NOS
- deformity NOS

**Chromosomal abnormalities, not elsewhere classified
(Q90-Q99)**

- Q90** Down's syndrome
- Q90.0 Trisomy 21, meiotic nondisjunction
- Q90.1 Trisomy 21, mosaicism (mitotic nondisjunction)
- Q90.2 Trisomy 21, translocation
- Q90.9 Down's syndrome, unspecified
Trisomy 21 NOS
- Q91** Edwards' syndrome and Patau's syndrome
- Q91.0 Trisomy 18, meiotic nondisjunction
- Q91.1 Trisomy 18, mosaicism (mitotic nondisjunction)
- Q91.2 Trisomy 18, translocation
- Q91.3 Edwards' syndrome, unspecified
- Q91.4 Trisomy 13, meiotic nondisjunction
- Q91.5 Trisomy 13, mosaicism (mitotic nondisjunction)
- Q91.6 Trisomy 13, translocation
- Q91.7 Patau's syndrome, unspecified
- Q92** Other trisomies and partial trisomies of the autosomes, not elsewhere classified
Includes: unbalanced translocations and insertions
Excludes: trisomies of chromosomes 13, 18, 21 (Q90-Q91)
- Q92.0 Whole chromosome trisomy, meiotic nondisjunction
- Q92.1 Whole chromosome trisomy, mosaicism (mitotic nondisjunction)

INTERNATIONAL CLASSIFICATION OF DISEASES

- Q92.2** **Major partial trisomy**
Whole arm or more duplicated.
- Q92.3** **Minor partial trisomy**
Less than whole arm duplicated.
- Q92.4** **Duplications seen only at prometaphase**
- Q92.5** **Duplications with other complex rearrangements**
- Q92.6** **Extra marker chromosomes**
- Q92.7** **Triploidy and polyploidy**
- Q92.8** **Other specified trisomies and partial trisomies of autosomes**
- Q92.9** **Trisomy and partial trisomy of autosomes, unspecified**
- Q93** **Monosomies and deletions from the autosomes, not elsewhere classified**
- Q93.0** **Whole chromosome monosomy, meiotic nondisjunction**
- Q93.1** **Whole chromosome monosomy, mosaicism (mitotic nondisjunction)**
- Q93.2** **Chromosome replaced with ring or dicentric**
- Q93.3** **Deletion of short arm of chromosome 4**
Wolff-Hirschorn syndrome
- Q93.4** **Deletion of short arm of chromosome 5**
Cri-du-chat syndrome
- Q93.5** **Other deletions of part of a chromosome**
Angelman syndrome
- Q93.6** **Deletions seen only at prometaphase**
- Q93.7** **Deletions with other complex rearrangements**
- Q93.8** **Other deletions from the autosomes**
- Q93.9** **Deletion from autosomes, unspecified**

MALFORMATIONS, DEFORMATIONS AND CHROMOSOMAL ABNORMALITIES

- Q95** **Balanced rearrangements and structural markers, not elsewhere classified**
Includes: Robertsonian and balanced reciprocal translocations and insertions
- Q95.0 **Balanced translocation and insertion in normal individual**
- Q95.1 **Chromosome inversion in normal individual**
- Q95.2 **Balanced autosomal rearrangement in abnormal individual**
- Q95.3 **Balanced sex/autosomal rearrangement in abnormal individual**
- Q95.4 **Individuals with marker heterochromatin**
- Q95.5 **Individuals with autosomal fragile site**
- Q95.8 **Other balanced rearrangements and structural markers**
- Q95.9 **Balanced rearrangement and structural marker, unspecified**
- Q96** **Turner's syndrome**
Excludes: Noonan's syndrome (Q87.1)
- Q96.0 **Karyotype 45,X**
- Q96.1 **Karyotype 46,X iso (Xq)**
- Q96.2 **Karyotype 46,X with abnormal sex chromosome, except iso (Xq)**
- Q96.3 **Mosaicism, 45,X/46,XX or XY**
- Q96.4 **Mosaicism, 45,X/other cell line(s) with abnormal sex chromosome**
- Q96.8 **Other variants of Turner's syndrome**
- Q96.9 **Turner's syndrome, unspecified**

INTERNATIONAL CLASSIFICATION OF DISEASES

- Q97** **Other sex chromosome abnormalities, female phenotype, not elsewhere classified**
Excludes: Turner's syndrome (Q96.-)
- Q97.0 **Karyotype 47,XXX**
- Q97.1 **Female with more than three X chromosomes**
- Q97.2 **Mosaicism, lines with various numbers of X chromosomes**
- Q97.3 **Female with 46,XY karyotype**
- Q97.8 **Other specified sex chromosome abnormalities, female phenotype**
- Q97.9 **Sex chromosome abnormality, female phenotype, unspecified**
- Q98** **Other sex chromosome abnormalities, male phenotype, not elsewhere classified**
- Q98.0 **Klinefelter's syndrome karyotype 47,XXY**
- Q98.1 **Klinefelter's syndrome, male with more than two X chromosomes**
- Q98.2 **Klinefelter's syndrome, male with 46,XX karyotype**
- Q98.3 **Other male with 46,XX karyotype**
- Q98.4 **Klinefelter's syndrome, unspecified**
- Q98.5 **Karyotype 47,XYY**
- Q98.6 **Male with structurally abnormal sex chromosome**
- Q98.7 **Male with sex chromosome mosaicism**
- Q98.8 **Other specified sex chromosome abnormalities, male phenotype**
- Q98.9 **Sex chromosome abnormality, male phenotype, unspecified**

MALFORMATIONS, DEFORMATIONS AND CHROMOSOMAL ABNORMALITIES

- Q99** **Other chromosome abnormalities, not elsewhere classified**
- Q99.0** **Chimera 46,XX/46,XY**
Chimera 46,XX/46,XY true hermaphrodite
- Q99.1** **46,XX true hermaphrodite**
46,XX with streak gonads
46,XY with streak gonads
Pure gonadal dysgenesis
- Q99.2** **Fragile X chromosome**
Fragile X syndrome
- Q99.8** **Other specified chromosome abnormalities**
- Q99.9** **Chromosomal abnormality, unspecified**

CHAPTER XVIII

Symptoms, signs and abnormal clinical and laboratory findings, not elsewhere classified (R00-R99)

This chapter includes symptoms, signs, abnormal results of clinical or other investigative procedures, and ill-defined conditions regarding which no diagnosis classifiable elsewhere is recorded.

Signs and symptoms that point rather definitely to a given diagnosis have been assigned to a category in other chapters of the classification. In general, categories in this chapter include the less well-defined conditions and symptoms that, without the necessary study of the case to establish a final diagnosis, point perhaps equally to two or more diseases or to two or more systems of the body. Practically all categories in the chapter could be designated "not otherwise specified", "unknown etiology" or "transient". The Alphabetical Index should be consulted to determine which symptoms and signs are to be allocated here and which to other chapters. The residual subcategories, numbered .8, are generally provided for other relevant symptoms that cannot be allocated elsewhere in the classification.

The conditions and signs or symptoms included in categories R00-R99 consist of: (a) cases for which no more specific diagnosis can be made even after all the facts bearing on the case have been investigated; (b) signs or symptoms existing at the time of initial encounter that proved to be transient and whose causes could not be determined; (c) provisional diagnoses in a patient who failed to return for further investigation or care; (d) cases referred elsewhere for investigation or treatment before the diagnosis was made; (e) cases in which a more precise diagnosis was not available for any other reason; (f) certain symptoms, for which supplementary information is provided, that represent important problems in medical care in their own right.

Excludes: abnormal findings on antenatal screening of mother (O28.-)
certain conditions originating in the perinatal period (P00-P96)

This chapter contains the following blocks:

R00-R09	Symptoms and signs involving the circulatory and respiratory systems
R10-R19	Symptoms and signs involving the digestive system and abdomen
R20-R23	Symptoms and signs involving the skin and subcutaneous tissue
R25-R29	Symptoms and signs involving the nervous and musculoskeletal systems
R30-R39	Symptoms and signs involving the urinary system
R40-R46	Symptoms and signs involving cognition, perception, emotional state and behaviour
R47-R49	Symptoms and signs involving speech and voice
R50-R69	General symptoms and signs

INTERNATIONAL CLASSIFICATION OF DISEASES

R70-R79	Abnormal findings on examination of blood, without diagnosis
R80-R82	Abnormal findings on examination of urine, without diagnosis
R83-R89	Abnormal findings on examination of other body fluids, substances and tissues, without diagnosis
R90-R94	Abnormal findings on diagnostic imaging and in function studies, without diagnosis
R95-R99	Ill-defined and unknown causes of mortality

Symptoms and signs involving the circulatory and respiratory systems (R00-R09)

R00

Abnormalities of heart beat

Excludes: abnormalities originating in the perinatal period (P29.1)
specified arrhythmias (I47-I49)

R00.0

Tachycardia, unspecified

Rapid heart beat

Tachycardia:

- sinoauricular NOS
- sinus [sinusal] NOS

R00.1

Bradycardia, unspecified

Bradycardia:

- sinoatrial
- sinus
- vagal

Slow heart beat

Use additional external cause code (Chapter XX), if desired, to identify drug, if drug-induced.

R00.2

Palpitations

Awareness of heart beat

R00.8

Other and unspecified abnormalities of heart beat

R01

Cardiac murmurs and other cardiac sounds

Excludes: those originating in the perinatal period (P29.8)

R01.0

Benign and innocent cardiac murmurs

Functional cardiac murmur

SYMPTOMS, SIGNS AND ABNORMAL CLINICAL AND LABORATORY FINDINGS

R01.1 **Cardiac murmur, unspecified**
Cardiac bruit NOS

R01.2 **Other cardiac sounds**
Cardiac dullness, increased or decreased
Precordial friction

R02 **Gangrene, not elsewhere classified**

Excludes: gangrene in:

- atherosclerosis (I70.2)
- diabetes mellitus (E10-E14 with common fourth character .5)
- other peripheral vascular diseases (I73.-)

gangrene of certain specified sites - see Alphabetical Index
gas gangrene (A48.0)
pyoderma gangrenosum (L88)

R03 **Abnormal blood-pressure reading, without diagnosis**

R03.0 **Elevated blood-pressure reading, without diagnosis of hypertension**

Note: This category is to be used to record an episode of elevated blood pressure in a patient in whom no formal diagnosis of hypertension has been made, or as an isolated incidental finding.

R03.1 **Nonspecific low blood-pressure reading**

Excludes: hypotension (I95.-)

- neurogenic orthostatic (G90.3)

maternal hypotension syndrome (O26.5)

R04 **Haemorrhage from respiratory passages**

R04.0 **Epistaxis**
Haemorrhage from nose
Nosebleed

R04.1 **Haemorrhage from throat**

Excludes: haemoptysis (R04.2)

INTERNATIONAL CLASSIFICATION OF DISEASES

- R04.2** **Haemoptysis**
Blood-stained sputum
Cough with haemorrhage
- R04.8** **Haemorrhage from other sites in respiratory passages**
Pulmonary haemorrhage NOS
- Excludes:* perinatal pulmonary haemorrhage (P26.-)
- R04.9** **Haemorrhage from respiratory passages, unspecified**
- R05** **Cough**
Excludes: cough with haemorrhage (R04.2)
 psychogenic cough (F45.3)
- R06** **Abnormalities of breathing**
Excludes: respiratory:
 • arrest (R09.2)
 • distress:
 • syndrome of adult (J80)
 • in newborn (P22.-)
 • failure (J96.-)
 • of newborn (P28.5)
- R06.0** **Dyspnoea**
Orthopnoea
Shortness of breath
- Excludes:* transient tachypnoea of newborn (P22.1)
- R06.1** **Stridor**
Excludes: congenital laryngeal stridor (P28.8)
 laryngismus (stridulus) (J38.5)
- R06.2** **Wheezing**
- R06.3** **Periodic breathing**
Cheyne-Stokes breathing

SYMPTOMS, SIGNS AND ABNORMAL CLINICAL AND LABORATORY FINDINGS

- R06.4 Hyperventilation**
Excludes: psychogenic hyperventilation (F45.3)
- R06.5 Mouth breathing**
Snoring

Excludes: dry mouth NOS (R68.2)
- R06.6 Hiccough**
Excludes: psychogenic hiccough (F45.3)
- R06.7 Sneezing**
- R06.8 Other and unspecified abnormalities of breathing**
Apnoea NOS
Breath-holding (spells)
Choking sensation
Sighing

Excludes: apnoea (of):
 - newborn (P28.4)
 - sleep (G47.3)
 - newborn (primary) (P28.3)
- R07** **Pain in throat and chest**
Excludes: dysphagia (R13)
epidemic myalgia (B33.0)
pain in:
 - breast (N64.4)
 - neck (M54.2)sore throat (acute) NOS (J02.9)
- R07.0 Pain in throat**
- R07.1 Chest pain on breathing**
Painful respiration
- R07.2 Precordial pain**

INTERNATIONAL CLASSIFICATION OF DISEASES

R07.3 **Other chest pain**
Anterior chest-wall pain NOS

R07.4 **Chest pain, unspecified**

R09 **Other symptoms and signs involving the circulatory and respiratory systems**


- Excludes:* respiratory:
- distress (syndrome)(of):
 - adult (J80)
 - newborn (P22.-)
 - failure (J96.-)
 - newborn (P28.5)

R09.0 **Asphyxia**
Excludes: asphyxia (due to):

- birth (P21.-)
- carbon monoxide (T58)
- foreign body in respiratory tract (T17.-)
- intrauterine (P20.-)
- traumatic (T71)

R09.1 **Pleurisy**
Excludes: pleurisy with effusion (J90)

R09.2 **Respiratory arrest**
Cardiorespiratory failure

R09.3 **Abnormal sputum**
Abnormal:  (of) sputum

- amount
- colour
- odour

Excessive

Excludes: blood-stained sputum (R04.2)

SYMPTOMS, SIGNS AND ABNORMAL CLINICAL AND LABORATORY FINDINGS

R09.8 Other specified symptoms and signs involving the circulatory and respiratory systems

Bruit (arterial)

Chest:

- abnormal percussion
- friction sounds
- tympany

Rales

Weak pulse

Symptoms and signs involving the digestive system and abdomen (R10-R19)

- Excludes:*
- gastrointestinal haemorrhage (K92.0-K92.2)
 - newborn (P54.0-P54.3)
 - intestinal obstruction (K56.-)
 - newborn (P76.-)
 - pylorospasm (K31.3)
 - congenital or infantile (Q40.0)
 - symptoms and signs involving the urinary system (R30-R39)
 - symptoms referable to genital organs:
 - female (N94.-)
 - male (N48-N50)

R10

Abdominal and pelvic pain

- Excludes:*
- dorsalgia (M54.-)
 - flatulence and related conditions (R14)
 - renal colic (N23)

R10.0 Acute abdomen

Severe abdominal pain (generalized)(localized)(with abdominal rigidity)

R10.1 Pain localized to upper abdomen

Epigastric pain

R10.2 Pelvic and perineal pain

R10.3 Pain localized to other parts of lower abdomen

R10.4 Other and unspecified abdominal pain

Abdominal tenderness NOS

Colic:

- NOS
- infantile

R11

Nausea and vomiting

Excludes: haematemesis (K92.0)

- neonatal (P54.0)

vomiting (of):

- excessive, in pregnancy (O21.-)
- following gastrointestinal surgery (K91.0)
- newborn (P92.0)
- psychogenic (F50.5)

R12

Heartburn

Excludes: dyspepsia (K30)

R13

Dysphagia

Difficulty in swallowing

R14

Flatulence and related conditions

Abdominal distension (gaseous)

Bloating

Eructation

Gas pain

Tympanites (abdominal)(intestinal)

Excludes: psychogenic aerophagy (F45.3)

R15

Faecal incontinence

Encopresis NOS

Excludes: that of nonorganic origin (F98.1)

R16

Hepatomegaly and splenomegaly, not elsewhere classified

R16.0

Hepatomegaly, not elsewhere classified

Hepatomegaly NOS

SYMPTOMS, SIGNS AND ABNORMAL CLINICAL AND LABORATORY FINDINGS

- R16.1** **Splenomegaly, not elsewhere classified**
Splenomegaly NOS
- R16.2** **Hepatomegaly with splenomegaly, not elsewhere classified**
Hepatosplenomegaly NOS
- R17** **Unspecified jaundice**
Excludes: neonatal jaundice (P55, P57-P59)
- R18** **Ascites**
Fluid in peritoneal cavity
- R19** **Other symptoms and signs involving the digestive system and abdomen**
Excludes: acute abdomen (R10.0)
- R19.0** **Intra-abdominal and pelvic swelling, mass and lump**
Diffuse or generalized swelling or mass:
- intra-abdominal NOS
 - pelvic NOS
 - umbilical
- Excludes:* abdominal distension (gaseous) (R14)
 ascites (R18)
- R19.1** **Abnormal bowel sounds**
Absent bowel sounds
Hyperactive bowel sounds
- R19.2** **Visible peristalsis**
Hyperperistalsis
- R19.3** **Abdominal rigidity**
Excludes: that with severe abdominal pain (R10.0)
- R19.4** **Change in bowel habit**
Excludes: constipation (K59.0)
 functional diarrhoea (K59.1)

INTERNATIONAL CLASSIFICATION OF DISEASES

R19.5 Other faecal abnormalities

Abnormal stool colour
Bulky stools
Mucus in stools
Occult blood in stools

Excludes: melaena (K92.1)
• neonatal (P54.1)

R19.6 Halitosis

R19.8 Other specified symptoms and signs involving the digestive system and abdomen

Symptoms and signs involving the skin and subcutaneous tissue (R20-R23)

R20

Disturbances of skin sensation

Excludes: dissociative anaesthesia and sensory loss (F44.6)
psychogenic disturbances (F45.8)

R20.0 Anaesthesia of skin

R20.1 Hypoaesthesia of skin

R20.2 Paraesthesia of skin

Formication
Pins and needles
Tingling skin

Excludes: acroparaesthesia (I73.8)

R20.3 Hyperaesthesia

R20.8 Other and unspecified disturbances of skin sensation

R21

Rash and other nonspecific skin eruption

SYMPTOMS, SIGNS AND ABNORMAL CLINICAL AND LABORATORY FINDINGS

R22

Localized swelling, mass and lump of skin and subcutaneous tissue

Includes: subcutaneous nodules (localized)(superficial)

Excludes: abnormal findings on diagnostic imaging (R90-R93)
enlarged lymph nodes (R59.-)
localized adiposity (E65)
mass and lump:
• breast (N63)
• intra-abdominal or pelvic (R19.0)
oedema (R60.-)
swelling (of):
• intra-abdominal or pelvic (R19.0)
• joint (M25.4)

- R22.0 Localized swelling, mass and lump, head
- R22.1 Localized swelling, mass and lump, neck
- R22.2 Localized swelling, mass and lump, trunk
- R22.3 Localized swelling, mass and lump, upper limb
- R22.4 Localized swelling, mass and lump, lower limb
- R22.7 Localized swelling, mass and lump, multiple sites
- R22.9 Localized swelling, mass and lump, unspecified

R23

Other skin changes

R23.0

Cyanosis

Excludes: acrocyanosis (I73.8)
cyanotic attacks of newborn (P28.2)

R23.1

Pallor

Clammy skin

INTERNATIONAL CLASSIFICATION OF DISEASES

- R23.2 Flushing**
Excessive blushing
Excludes: menopausal and female climacteric states (N95.1)
- R23.3 Spontaneous ecchymoses**
Petechiae
Excludes: ecchymoses in fetus and newborn (P54.5)
purpura (D69.-)
- R23.4 Changes in skin texture**
Desquamation }
Induration } of skin
Scaling }
- Excludes:* epidermal thickening NOS (L85.9)
- R23.8 Other and unspecified skin changes**

Symptoms and signs involving the nervous and musculoskeletal systems (R25-R29)

- R25 Abnormal involuntary movements**
Excludes: specific movement disorders (G20-G26)
stereotyped movement disorders (F98.4)
tic disorders (F95.-)
- R25.0 Abnormal head movements**
- R25.1 Tremor, unspecified**
Excludes: chorea NOS (G25.5)
tremor:
• essential (G25.0)
• hysterical (F44.4)
• intention (G25.2)
- R25.2 Cramp and spasm**
Excludes: carpopedal spasm (R29.0)
infantile spasms (G40.4)

SYMPTOMS, SIGNS AND ABNORMAL CLINICAL AND LABORATORY FINDINGS

- R25.3** **Fasciculation**
Twitching NOS
- R25.8** **Other and unspecified abnormal involuntary movements**
- R26** **Abnormalities of gait and mobility**
Excludes: ataxia:
 • NOS (R27.0)
 • hereditary (G11.-)
 • locomotor (syphilitic) (A52.1)
 immobility syndrome (paraplegic) (M62.3)
- R26.0** **Ataxic gait**
Staggering gait
- R26.1** **Paralytic gait**
Spastic gait
- R26.2** **Difficulty in walking, not elsewhere classified**
- R26.3** **Immobility**
Bedfast
Chairfast
- R26.8** **Other and unspecified abnormalities of gait and mobility**
Unsteadiness on feet NOS
- R27** **Other lack of coordination**
Excludes: ataxic gait (R26.0)
 hereditary ataxia (G11.-)
 vertigo NOS (R42)
- R27.0** **Ataxia, unspecified**
- R27.8** **Other and unspecified lack of coordination**

R29

Other symptoms and signs involving the nervous and musculoskeletal systems

R29.0

Tetany

Carpopedal spasm

Excludes: tetany:

- hysterical (F44.5)
- neonatal (P71.3)
- parathyroid (E20.9)
- post-thyroidectomy (E89.2)

R29.1

Meningismus

R29.2

Abnormal reflex

Excludes: abnormal pupillary reflex (H57.0)
hyperactive gag reflex (J39.2)
vasovagal reaction or syncope (R55)

R29.3

Abnormal posture

R29.4

Clicking hip

Excludes: congenital deformities of hip (Q65.-)

R29.6

Tendency to fall, not elsewhere classified

Tendency to fall because of old age or other unclear health problems

Excludes: accidents (X59)
difficulty walking (R26.2)
dizziness and giddiness (R42)
falls causing injury (W00-W19)
falls due to diseases classified elsewhere
syncope and collapse (R55)

R29.8

Other and unspecified symptoms and signs involving the nervous and musculoskeletal systems

**Symptoms and signs involving the urinary system
(R30-R39)**

R30 Pain associated with micturition

Excludes: psychogenic pain (F45.3)

R30.0 Dysuria
Strangury

R30.1 Vesical tenesmus

R30.9 Painful micturition, unspecified
Painful urination NOS

R31 Unspecified haematuria

Excludes: recurrent or persistent haematuria (N02.-)

R32 Unspecified urinary incontinence

Enuresis NOS

Excludes: nonorganic enuresis (F98.0)
stress incontinence and other specified urinary incontinence
(N39.3-N39.4)

R33 Retention of urine

R34 Anuria and oliguria

Excludes: that complicating:

- abortion or ectopic or molar pregnancy (O00-O07, O08.4)
- pregnancy, childbirth and the puerperium (O26.8, O90.4)

R35 Polyuria

Frequency of micturition
Nocturia

Excludes: psychogenic polyuria (F45.3)

R36 Urethral discharge

Penile discharge
Urethrorrhoea

R39

Other symptoms and signs involving the urinary system

R39.0

Extravasation of urine

R39.1

Other difficulties with micturition

Hesitancy of micturition

Poor urinary stream

Splitting of urinary stream

R39.2

Extrarenal uraemia

Prerenal uraemia

R39.8

Other and unspecified symptoms and signs involving the urinary system

**Symptoms and signs involving cognition, perception, emotional state and behaviour
(R40-R46)**

Excludes: those constituting part of a pattern of mental disorder (F00-F99)

R40

Somnolence, stupor and coma

Excludes: coma:

- diabetic (E10-E14 with common fourth character .0)
- hepatic (K72.-)
- hypoglycaemic (nondiabetic) (E15)
- neonatal (P91.5)
- uraemic (N19)

R40.0

Somnolence

Drowsiness

R40.1

Stupor

Semicoma

Excludes: stupor:

- catatonic (F20.2)
- depressive (F31-F33)
- dissociative (F44.2)
- manic (F30.2)

SYMPTOMS, SIGNS AND ABNORMAL CLINICAL AND LABORATORY FINDINGS

- R40.2** **Coma, unspecified**
Unconsciousness NOS
- R41** **Other symptoms and signs involving cognitive functions and awareness**
Excludes: dissociative [conversion] disorders (F44.-)
- R41.0** **Disorientation, unspecified**
Confusion NOS
- Excludes:* psychogenic disorientation (F44.8)
- R41.1** **Anterograde amnesia**
- R41.2** **Retrograde amnesia**
- R41.3** **Other amnesia**
Amnesia NOS
- Excludes:* amnesic syndrome:
- due to psychoactive substance use (F10-F19 with common fourth character .6)
 - organic (F04)
- transient global amnesia (G45.4)
- R41.8** **Other and unspecified symptoms and signs involving cognitive functions and awareness**
- R42** **Dizziness and giddiness**
Light-headedness
Vertigo NOS
- Excludes:* vertiginous syndromes (H81.-)
- R43** **Disturbances of smell and taste**
- R43.0** **Anosmia**
- R43.1** **Parosmia**
- R43.2** **Parageusia**

INTERNATIONAL CLASSIFICATION OF DISEASES

- R43.8** **Other and unspecified disturbances of smell and taste**
Mixed disturbance of smell and taste
- R44** **Other symptoms and signs involving general sensations and perceptions**
Excludes: disturbances of skin sensation (R20.-)
- R44.0** **Auditory hallucinations**
- R44.1** **Visual hallucinations**
- R44.2** **Other hallucinations**
- R44.3** **Hallucinations, unspecified**
- R44.8** **Other and unspecified symptoms and signs involving general sensations and perceptions**
- R45** **Symptoms and signs involving emotional state**
- R45.0** **Nervousness**
Nervous tension
- R45.1** **Restlessness and agitation**
- R45.2** **Unhappiness**
Worries NOS
- R45.3** **Demoralization and apathy**
- R45.4** **Irritability and anger**
- R45.5** **Hostility**
- R45.6** **Physical violence**
- R45.7** **State of emotional shock and stress, unspecified**
- R45.8** **Other symptoms and signs involving emotional state**
Suicidal ideation (tendencies)
- Excludes:* suicidal ideation constituting part of a mental disorder (F00-F99)

SYMPTOMS, SIGNS AND ABNORMAL CLINICAL AND LABORATORY FINDINGS

- R46** **Symptoms and signs involving appearance and behaviour**
- R46.0** **Very low level of personal hygiene**
- R46.1** **Bizarre personal appearance**
- R46.2** **Strange and inexplicable behaviour**
- R46.3** **Overactivity**
- R46.4** **Slowness and poor responsiveness**
Excludes: stupor (R40.1)
- R46.5** **Suspiciousness and marked evasiveness**
- R46.6** **Undue concern and preoccupation with stressful events**
- R46.7** **Verbosity and circumstantial detail obscuring reason for contact**
- R46.8** **Other symptoms and signs involving appearance and behaviour**
Includes: self neglect NOS

Excludes: insufficient intake of food and water due to self neglect (R63.6)

Symptoms and signs involving speech and voice (R47-R49)

- R47** **Speech disturbances, not elsewhere classified**
Excludes: autism (F84.0-F84.1)
 cluttering (F98.6)
 specific developmental disorders of speech and language (F80-)
 stuttering [stammering] (F98.5)
- R47.0** **Dysphasia and aphasia**
Excludes: progressive isolated aphasia (G31.0)
- R47.1** **Dysarthria and anarthria**
- R47.8** **Other and unspecified speech disturbances**

INTERNATIONAL CLASSIFICATION OF DISEASES

R48

Dyslexia and other symbolic dysfunctions, not elsewhere classified

Excludes: specific developmental disorders of scholastic skills (F81.-)

R48.0

Dyslexia and alexia

R48.1

Agnosia

R48.2

Apraxia

R48.8

Other and unspecified symbolic dysfunctions

Acalculia

Agraphia

R49

Voice disturbances

Excludes: psychogenic voice disturbance (F44.4)

R49.0

Dysphonia

Hoarseness

R49.1

Aphonia

Loss of voice

R49.2

Hypernasality and hyponasality

R49.8

Other and unspecified voice disturbances

Change in voice NOS

General symptoms and signs

(R50-R69)

R50

Fever of other and unknown origin

Excludes: fever of unknown origin (during)(in):

- labour (O75.2)
- newborn (P81.9)
- puerperal pyrexia NOS (O86.4)

R50.2

Drug-induced fever

Use additional external cause code (Chapter XX), if desired, to identify drug.

SYMPTOMS, SIGNS AND ABNORMAL CLINICAL AND LABORATORY FINDINGS

R50.8 Other specified fever

Fever with chills
Fever with rigors
Persistent fever

R50.9 Fever, unspecified

Hyperpyrexia NOS
Pyrexia NOS

Excludes: malignant hyperthermia due to anaesthesia (T88.3)

R51

Headache

Facial pain NOS

Excludes: atypical facial pain (G50.1)
migraine and other headache syndromes (G43-G44)
trigeminal neuralgia (G50.0)

R52

Pain, not elsewhere classified

Includes: pain not referable to any one organ or body region

Excludes: chronic pain personality syndrome (F62.8)
headache (R51)

pain (in):

- abdomen (R10.-)
 - back (M54.9)
 - breast (N64.4)
 - chest (R07.1-R07.4)
 - ear (H92.0)
 - eye (H57.1)
 - joint (M25.5)
 - limb (M79.6)
 - lumbar region (M54.5)
 - pelvic and perineal (R10.2)
 - psychogenic (F45.4)
 - shoulder (M75.8)
 - spine (M54.-)
 - throat (R07.0)
 - tongue (K14.6)
 - tooth (K08.8)
- renal colic (N23)

INTERNATIONAL CLASSIFICATION OF DISEASES

- R52.0** Acute pain
- R52.1** Chronic intractable pain
- R52.2** Other chronic pain
- R52.9** Pain, unspecified

Generalized pain NOS

R53

Malaise and fatigue

Asthenia NOS

Debility:

- NOS
- chronic
- nervous

General physical deterioration

Lethargy

Tiredness

Excludes: debility:

- congenital (P96.9)
- senile (R54)

exhaustion and fatigue (due to)(in):

- combat (F43.0)
- excessive exertion (T73.3)
- exposure (T73.2)
- heat (T67.-)
- neurasthenia (F48.0)
- pregnancy (O26.8)
- senile asthenia (R54)

fatigue syndrome (F48.0)

- postviral (G93.3)

R54

Senility

Old age

Senescence

Senile:

- asthenia
- debility

} without mention of psychosis

Excludes: senile psychosis (F03)

R55

Syncope and collapse

Blackout

Fainting

- Excludes:** neurocirculatory asthenia (F45.3)
orthostatic hypotension (I95.1)
- neurogenic (G90.3)
- shock:
- NOS (R57.9)
 - cardiogenic (R57.0)
 - complicating or following:
 - abortion or ectopic or molar pregnancy (O00-O07, O08.3)
 - labour and delivery (O75.1)
 - postoperative (T81.1)
- Stokes-Adams attack (I45.9)
- syncope:
- carotid sinus (G90.0)
 - heat (T67.1)
 - psychogenic (F48.8)
- unconsciousness NOS (R40.2)

R56

Convulsions, not elsewhere classified

- Excludes:** convulsions and seizures (in):
- dissociative (F44.5)
 - epilepsy (G40-G41)
 - newborn (P90)

R56.0

Febrile convulsions

R56.8

Other and unspecified convulsions

Fit NOS

Seizure (convulsive) NOS

R57

Shock, not elsewhere classified

Excludes: shock (due to):

- anaesthesia (T88.2)
- anaphylactic (due to):
 - NOS (T78.2)
 - adverse food reaction (T78.0)
 - serum (T80.5)
- complicating or following abortion or ectopic or molar pregnancy (O00-O07, O08.3)
- electric (T75.4)
- lightning (T75.0)
- obstetric (O75.1)
- postoperative (T81.1)
- psychic (F43.0)
- septic (A41.9)
- traumatic (T79.4)
- toxic shock syndrome (A48.3)

R57.0 **Cardiogenic shock**

R57.1 **Hypovolaemic shock**

R57.8 **Other shock**
Endotoxic shock

R57.9 **Shock, unspecified**
Failure of peripheral circulation NOS

R58

Haemorrhage, not elsewhere classified

Includes: **5TH DIGIT TO IDENTIFY HEMORRHAGE OF UNSPECIFIED SITE**

R58.00 **Hemorrhage NOS**

R59

Enlarged lymph nodes

Includes: swollen glands

Excludes: lymphadenitis:

- NOS (I88.9)
- acute (L04.-)
- chronic (I88.1)
- mesenteric (acute)(chronic) (I88.0)

R59.0 Localized enlarged lymph nodes

R59.1 Generalized enlarged lymph nodes

Lymphadenopathy NOS

Excludes: HIV disease resulting in (persistent) generalized lymphadenopathy (B23.1)

R59.9 Enlarged lymph nodes, unspecified

R60

Oedema, not elsewhere classified

Excludes: ascites (R18)
hydrops fetalis NOS (P83.2)
hydrothorax (J94.8)
oedema (of):

- angioneurotic (T78.3)
- cerebral (G93.6)
 - due to birth injury (P11.0)
- gestational (O12.0)
- hereditary (Q82.0)
- larynx (J38.4)
- malnutrition (E40-E46)
- nasopharynx (J39.2)
- newborn (P83.3)
- pharynx (J39.2)
- pulmonary (J81)

INTERNATIONAL CLASSIFICATION OF DISEASES

R60.0 **Localized oedema**

R60.1 **Generalized oedema**

R60.9 **Oedema, unspecified**
Fluid retention NOS

R61 **Hyperhidrosis**

R61.0 **Localized hyperhidrosis**

R61.1 **Generalized hyperhidrosis**

R61.9 **Hyperhidrosis, unspecified**
Excessive sweating
Night sweats

R62 **Lack of expected normal physiological development**

Excludes: delayed puberty (E30.0)

R62.0 **Delayed milestone**
Delayed attainment of expected physiological developmental stage
Late:
• talker
• walker

R62.8 **Other lack of expected normal physiological development**
Failure to:
• gain weight
• thrive
Infantilism NOS
Lack of growth
Physical retardation

Excludes: HIV disease resulting in failure to thrive (B22.2)
physical retardation due to malnutrition (E45)

R62.9 **Lack of expected normal physiological development, unspecified**

- R63** **Symptoms and signs concerning food and fluid intake**
Excludes: bulimia NOS (F50.2)
 eating disorders of nonorganic origin (F50.-)
 malnutrition (E40-E46)
- R63.0** **Anorexia**
 Loss of appetite

Excludes: anorexia nervosa (F50.0)
 loss of appetite of nonorganic origin (F50.8)
- R63.1** **Polydipsia**
 Excessive thirst
- R63.2** **Polyphagia**
 Excessive eating
 Hyperalimentation NOS
- R63.3** **Feeding difficulties and mismanagement**
 Feeding problem NOS

Excludes: feeding problems of newborn (P92.-)
 infant feeding disorder of nonorganic origin (F98.2)
- R63.4** **Abnormal weight loss**
- R63.5** **Abnormal weight gain**
Excludes: excessive weight gain in pregnancy (O26.0)
 obesity (E66.-)
- R63.6** **Insufficient intake of food and water due to self neglect**
Excludes: self neglect NOS (R46.8)
 starvation due to anorexia (R63.0)
 starvation due to privation of food (X53)
 thirst due to privation of water (X54)
- R63.8** **Other symptoms and signs concerning food and fluid intake**

R64

Cachexia

Excludes: HIV disease resulting in wasting syndrome (B22.2)
malignant cachexia (C80)
nutritional marasmus (E41)

R68

Other general symptoms and signs

R68.0

Hypothermia, not associated with low environmental temperature

Excludes: hypothermia (due to)(of):

- NOS (accidental) (T68)
- anaesthesia (T88.5)
- low environmental temperature (T68)
- newborn (P80.-)

R68.1

Nonspecific symptoms peculiar to infancy

Excessive crying of infant
Irritable infant

Excludes: neonatal cerebral irritability (P91.3)
teething syndrome (K00.7)

SYMPTOMS, SIGNS AND ABNORMAL CLINICAL AND LABORATORY FINDINGS

R68.2 **Dry mouth, unspecified**
Excludes: dry mouth due to:
 • dehydration (E86)
 • sicca syndrome [Sjögren] (M35.0)
 salivary gland hyposecretion (K11.7)

R68.3 **Clubbing of fingers**
Clubbing of nails

Excludes: congenital clubfinger (Q68.1)
 congenital clubnail (Q84.6)

R68.8 **Other specified general symptoms and signs**

R69 **Unknown and unspecified causes of morbidity**
Illness NOS
Undiagnosed disease, not specified as to the site or system involved

**Abnormal findings on examination of blood, without diagnosis
(R70-R79)**

Excludes: abnormalities (of)(on):
 • antenatal screening of mother (O28.-)
 • coagulation (D65-D68)
 • lipids (E78.-)
 • platelets and thrombocytes (D69.-)
 • white blood cells classified elsewhere (D70-D72)
diagnostic abnormal findings classified elsewhere - see Alphabetical Index
haemorrhagic and haematological disorders of fetus and newborn (P50-P61)

R70 **Elevated erythrocyte sedimentation rate and abnormality of plasma viscosity**

R70.0 **Elevated erythrocyte sedimentation rate**

R70.1 **Abnormal plasma viscosity**

R71

Abnormality of red blood cells

Abnormal red-cell:

- morphology NOS
- volume NOS

Anisocytosis

Poikilocytosis

- Excludes:* anaemias (D50-D64)
polycythaemia:
- benign (familial) (D75.0)
 - neonatorum (P61.1)
 - secondary (D75.1)
 - vera (D45)

R72

Abnormality of white blood cells, not elsewhere classified

Abnormal leukocyte differential NOS

- Excludes:* leukocytosis (D72.8)

R73

Elevated blood glucose level

- Excludes:* diabetes mellitus (E10-E14)
- in pregnancy, childbirth and the puerperium (O24.-)
- neonatal disorders (P70.0-P70.2)
postsurgical hypoinsulinaemia (E89.1)

R73.0

Abnormal glucose tolerance test

Diabetes:

- chemical
- latent

Impaired glucose tolerance

Prediabetes

R73.9

Hyperglycaemia, unspecified

R74

Abnormal serum enzyme levels

R74.0

Elevation of levels of transaminase and lactic acid dehydrogenase [LDH]

R74.8

Abnormal levels of other serum enzymes

Abnormal level of:

- acid phosphatase
- alkaline phosphatase
- amylase
- lipase [triacylglycerol lipase]

R74.9

Abnormal level of unspecified serum enzyme

R75

Laboratory evidence of human immunodeficiency virus [HIV]

Nonconclusive HIV-test finding in infants

Excludes: asymptomatic human immunodeficiency virus [HIV] infection status (Z21)
human immunodeficiency virus [HIV] disease (B20-B24)
human immunodeficiency virus [HIV] disease complicating pregnancy, childbirth and the puerperium (O98.7)
laboratory evidence of HIV complicating pregnancy, childbirth and puerperium (O98.7)

Includes: HIV positive NOS
Non-conclusive HIV/test findings in infants

R76

Other abnormal immunological findings in serum

R76.0

Raised antibody titre

Excludes: isoimmunization, in pregnancy (O36.0-O36.1)

- affecting fetus or newborn (P55.-)

INTERNATIONAL CLASSIFICATION OF DISEASES

- R76.1** **Abnormal reaction to tuberculin test**
Abnormal result of Mantoux test
- R76.2** **False-positive serological test for syphilis**
False-positive Wassermann reaction
- R76.8** **Other specified abnormal immunological findings in serum**
Raised level of immunoglobulins NOS
- R76.9** **Abnormal immunological finding in serum, unspecified**
- R77** **Other abnormalities of plasma proteins**
Excludes: disorders of plasma-protein metabolism (E88.0)
- R77.0** **Abnormality of albumin**
- R77.1** **Abnormality of globulin**
Hyperglobulinaemia NOS
- R77.2** **Abnormality of alphafetoprotein**
- R77.8** **Other specified abnormalities of plasma proteins**
- R77.9** **Abnormality of plasma protein, unspecified**
- R78** **Findings of drugs and other substances, not normally found in blood**
Excludes: mental and behavioural disorders due to psychoactive substance use
(F10-F19)
- R78.0** **Finding of alcohol in blood**
Use additional external cause code (Y90.-), if desired, for detail regarding alcohol level.

SYMPTOMS, SIGNS AND ABNORMAL CLINICAL AND LABORATORY FINDINGS

- R78.1** **Finding of opiate drug in blood**
- R78.2** **Finding of cocaine in blood**
- R78.3** **Finding of hallucinogen in blood**
- R78.4** **Finding of other drugs of addictive potential in blood**
- R78.5** **Finding of psychotropic drug in blood**
- R78.6** **Finding of steroid agent in blood**
- R78.7** **Finding of abnormal level of heavy metals in blood**
- R78.8** **Finding of other specified substances, not normally found in blood**
Finding of abnormal level of lithium in blood
- R78.9** **Finding of unspecified substance, not normally found in blood**

R79

Other abnormal findings of blood chemistry

- Excludes:* abnormality of fluid, electrolyte or acid-base balance (E86-E87)
 asymptomatic hyperuricaemia (E79.0)
 hyperglycaemia NOS (R73.9)
 hypoglycaemia NOS (E16.2)
- neonatal (P70.3-P70.4)
- specific findings indicating disorder of:
- amino-acid metabolism (E70-E72)
 - carbohydrate metabolism (E73-E74)
 - lipid metabolism (E75.-)

R79.0 Abnormal level of blood mineral

Abnormal blood level of:

- cobalt
- copper
- iron
- magnesium
- mineral NEC
- zinc

Excludes: abnormal level of lithium (R78.8)
disorders of mineral metabolism (E83.-)
neonatal hypomagnesaemia (P71.2)
nutritional mineral deficiency (E58-61)

R79.8 Other specified abnormal findings of blood chemistry

Abnormal blood-gas level

R79.9 Abnormal finding of blood chemistry, unspecified

**Abnormal findings on examination of urine, without diagnosis
(R80-R82)**

Excludes: abnormal findings on antenatal screening of mother (O28.-)
diagnostic abnormal findings classified elsewhere - see Alphabetical Index
specific findings indicating disorder of:

- amino-acid metabolism (E70-E72)
- carbohydrate metabolism (E73-E74)

R80

Isolated proteinuria

Albuminuria NOS

Bence Jones proteinuria

Proteinuria NOS

Excludes: proteinuria:

- gestational (O12.1)
- isolated, with specified morphological lesion (N06.-)
- orthostatic (N39.2)
- persistent (N39.1)

SYMPTOMS, SIGNS AND ABNORMAL CLINICAL AND LABORATORY FINDINGS

- R81** **Glycosuria**
Excludes: renal glycosuria (E74.8)
- R82** **Other abnormal findings in urine**
Excludes: haematuria (R31)
- R82.0** **Chyluria**
Excludes: filarial chyluria (B74.-)
- R82.1** **Myoglobinuria**
- R82.2** **Biliuria**
- R82.3** **Haemoglobinuria**
Excludes: haemoglobinuria:
 - due to haemolysis from external causes NEC (D59.6)
 - paroxysmal nocturnal [Marchiafava-Micheli] (D59.5)
- R82.4** **Acetonuria**
Ketonuria
- R82.5** **Elevated urine levels of drugs, medicaments and biological substances**
Elevated urine levels of:
 - catecholamines
 - indoleacetic acid
 - 17-ketosteroids
 - steroids
- R82.6** **Abnormal urine levels of substances chiefly nonmedicinal as to source**
Abnormal urine level of heavy metals
- R82.7** **Abnormal findings on microbiological examination of urine**
Positive culture findings
- R82.8** **Abnormal findings on cytological and histological examination of urine**
- R82.9** **Other and unspecified abnormal findings in urine**
Cells and casts in urine
Crystalluria
Melanuria

Abnormal findings on examination of other body fluids, substances and tissues, without diagnosis (R83-R89)

Excludes: abnormal findings on:

- antenatal screening of mother (O28.-)
- examination of:
 - blood, without diagnosis (R70-R79)
 - urine, without diagnosis (R80-R82)

diagnostic abnormal findings classified elsewhere - see Alphabetical Index

The following fourth-character subdivisions are for use with categories R83-R89:

- .0 Abnormal level of enzymes
- .1 Abnormal level of hormones
- .2 Abnormal level of other drugs, medicaments and biological substances
- .3 Abnormal level of substances chiefly nonmedicinal as to source
- .4 Abnormal immunological findings
- .5 Abnormal microbiological findings
 - Positive culture findings
- .6 Abnormal cytological findings
 - Abnormal Papanicolaou smear
- .7 Abnormal histological findings
- .8 Other abnormal findings
 - Abnormal chromosomal findings
- .9 Unspecified abnormal finding

R83

Abnormal findings in cerebrospinal fluid

[See before R83 for subdivisions]

R84

Abnormal findings in specimens from respiratory organs and thorax

[See before R83 for subdivisions]

Abnormal findings in:

- bronchial washings
- nasal secretions
- pleural fluid
- sputum
- throat scrapings

Excludes: blood-stained sputum (R04.2)

R85

Abnormal findings in specimens from digestive organs and abdominal cavity
[See before R83 for subdivisions]

Abnormal findings in:

- peritoneal fluid
- saliva

Excludes: faecal abnormalities (R19.5)

R86

Abnormal findings in specimens from male genital organs
[See before R83 for subdivisions]

Abnormal findings in:

- prostatic secretions
- semen, seminal fluid

Abnormal spermatozoa

Excludes: azoospermia (N46)
oligospermia (N46)

R87

Abnormal findings in specimens from female genital organs
[See before R83 for subdivisions]

Abnormal findings in secretions and smears from:

- cervix uteri
- vagina
- vulva

Excludes: carcinoma in situ (D05-D07.3)
dysplasia of:

- cervix uteri (N87.-)
- vagina (N89.0-N89.3)
- vulva (N90.0-N90.3)

R89

Abnormal findings in specimens from other organs, systems and tissues
[See before R83 for subdivisions]

Abnormal findings in:

- nipple discharge
- synovial fluid
- wound secretions

Abnormal findings on diagnostic imaging and in function studies, without diagnosis (R90-R94)

Includes: nonspecific abnormal findings on diagnostic imaging by:

- computerized axial tomography [CAT scan]
- magnetic resonance imaging [MRI][NMR]
- positron emission tomography [PET scan]
- thermography
- ultrasound [echogram]
- X-ray examination

Excludes: abnormal findings on antenatal screening of mother (O28.-)
diagnostic abnormal findings classified elsewhere - see Alphabetical Index

R90 Abnormal findings on diagnostic imaging of central nervous system

R90.0 Intracranial space-occupying lesion

R90.8 Other abnormal findings on diagnostic imaging of central nervous system
Abnormal echoencephalogram
White matter disease NOS

R91 Abnormal findings on diagnostic imaging of lung

Coin lesion NOS
Lung mass NOS

R92 Abnormal findings on diagnostic imaging of breast

R93 Abnormal findings on diagnostic imaging of other body structures

R93.0 Abnormal findings on diagnostic imaging of skull and head, not elsewhere classified

Excludes: intracranial space-occupying lesion (R90.0)

R93.1 Abnormal findings on diagnostic imaging of heart and coronary circulation

Abnormal:

- echocardiogram NOS
- heart shadow

SYMPTOMS, SIGNS AND ABNORMAL CLINICAL AND LABORATORY FINDINGS

- R93.2** **Abnormal findings on diagnostic imaging of liver and biliary tract**
Nonvisualization of gallbladder
- R93.3** **Abnormal findings on diagnostic imaging of other parts of digestive tract**
- R93.4** **Abnormal findings on diagnostic imaging of urinary organs**
Filling defect of:
- bladder
 - kidney
 - ureter
- Excludes:* hypertrophy of kidney (N28.8)
- R93.5** **Abnormal findings on diagnostic imaging of other abdominal regions, including retroperitoneum**
- R93.6** **Abnormal findings on diagnostic imaging of limbs**
Excludes: abnormal finding in skin and subcutaneous tissue (R93.8)
- R93.7** **Abnormal findings on diagnostic imaging of other parts of musculoskeletal system**
Excludes: abnormal findings on diagnostic imaging of skull (R93.0)
- R93.8** **Abnormal findings on diagnostic imaging of other specified body structures**
Abnormal radiological finding in skin and subcutaneous tissue
Mediastinal shift
- R94** **Abnormal results of function studies**
Includes: abnormal results of:
- radionuclide [radioisotope] uptake studies
 - scintigraphy
- R94.0** **Abnormal results of function studies of central nervous system**
Abnormal electroencephalogram [EEG]

INTERNATIONAL CLASSIFICATION OF DISEASES

R94.1 Abnormal results of function studies of peripheral nervous system and special senses

Abnormal:

- electromyogram [EMG]
- electro-oculogram [EOG]
- electroretinogram [ERG]
- response to nerve stimulation
- visually evoked potential [VEP]

R94.2 Abnormal results of pulmonary function studies

Reduced:

- ventilatory capacity
- vital capacity

R94.3 Abnormal results of cardiovascular function studies

Abnormal:

- electrocardiogram [ECG][EKG]
- electrophysiological intracardiac studies
- phonocardiogram
- vectorcardiogram

R94.4 Abnormal results of kidney function studies

Abnormal renal function test

R94.5 Abnormal results of liver function studies

R94.6 Abnormal results of thyroid function studies

R94.7 Abnormal results of other endocrine function studies

Excludes: abnormal glucose tolerance test (R73.0)

R94.8 Abnormal results of function studies of other organs and systems

Abnormal:

- basal metabolic rate [BMR]
- bladder function test
- splenic function test

**Ill-defined and unknown causes of mortality
(R95-R99)**

Excludes: fetal death of unspecified cause (P95)
obstetric death NOS (O95)

R95 **Sudden infant death syndrome**

R96 **Other sudden death, cause unknown**

Excludes: sudden:
• cardiac death, so described (I46.1)
• infant death syndrome (R95)

R96.0 **Instantaneous death**

R96.1 **Death occurring less than 24 hours from onset of symptoms, not otherwise explained**

Death known not to be violent or instantaneous for which no cause can be discovered
Death without sign of disease

R97 **Unknown cause of mortality**

R98 **Unattended death**

Death in circumstances where the body of the deceased was found and no cause could be discovered
Found dead

R99 **Other ill-defined and unspecified causes of mortality**

Excludes: **CREATED CODE R97 TO IDENTIFY CAUSE UNKNOWN**

Death NOS

CHAPTER XIX

Injury, poisoning and certain other consequences of external causes (S00-T98)

Excludes: birth trauma (P10-P15)
obstetric trauma (O70-O71)

This chapter contains the following blocks:

S00-S09	Injuries to the head
S10-S19	Injuries to the neck
S20-S29	Injuries to the thorax
S30-S39	Injuries to the abdomen, lower back, lumbar spine and pelvis
S40-S49	Injuries to the shoulder and upper arm
S50-S59	Injuries to the elbow and forearm
S60-S69	Injuries to the wrist and hand
S70-S79	Injuries to the hip and thigh
S80-S89	Injuries to the knee and lower leg
S90-S99	Injuries to the ankle and foot
T00-T07	Injuries involving multiple body regions
T08-T14	Injuries to unspecified parts of trunk, limb or body region
T15-T19	Effects of foreign body entering through natural orifice
T20-T32	Burns and corrosions
T33-T35	Frostbite
T36-T50	Poisoning by drugs, medicaments and biological substances
T51-T65	Toxic effects of substances chiefly nonmedicinal as to source
T66-T78	Other and unspecified effects of external causes
T79	Certain early complications of trauma
T80-T88	Complications of surgical and medical care, not elsewhere classified
T90-T98	Sequelae of injuries, of poisoning and of other consequences of external causes

The chapter uses the S-section for coding different types of injuries related to single body regions and the T-section to cover injuries to multiple or unspecified body regions as well as poisoning and certain other consequences of external causes.

Where multiple sites of injury are specified in the titles, the word "with" indicates involvement of both sites, and the word "and" indicates involvement of either or both sites.

INTERNATIONAL CLASSIFICATION OF DISEASES

The principle of multiple coding of injuries should be followed wherever possible. Combination categories for multiple injuries are provided for use when there is insufficient detail as to the nature of the individual conditions, or for primary tabulation purposes when it is more convenient to record a single code; otherwise, the component injuries should be coded separately. Reference should also be made to the morbidity coding rules and guidelines in Volume 2 or mortality coding rules and guidelines in Part 2a Instruction Manual (NCHS).

The blocks of the S-section as well as T00-T14 and T90-T98 contain injuries at the three-character level classified by type as follows:

Superficial injury including:

- abrasion
- blister (nonthermal)
- contusion, including bruise and haematoma
- injury from superficial foreign body (splinter) without major open wound
- insect bite (nonvenomous)

Open wound including:

- animal bite
- cut
- laceration
- puncture wound:
 - NOS
 - with (penetrating) foreign body

Fracture including:

Fracture:

- closed:
 - comminuted
 - depressed
 - elevated
 - fissured
 - greenstick
 - impacted
 - linear
 - simple
 - march
 - slipped epiphysis
 - spiral
 - dislocated
 - displaced
- } with or without delayed healing

INJURY, POISONING AND CERTAIN OTHER CONSEQUENCES OF EXTERNAL CAUSES

Fracture:

- open:
 - compound
 - infected
 - missile
 - puncture
 - with foreign body
- } with or without delayed healing

Excludes: fracture:

- pathological (M84.4)
 - with osteoporosis (M80.-)
 - stress (M84.3)
- malunion of fracture (M84.0)
nonunion of fracture [pseudoarthrosis] (M84.1)

Dislocation, sprain and strain including:

- avulsion
 - laceration
 - sprain
 - strain
 - traumatic:
 - haemarthrosis
 - rupture
 - subluxation
 - tear
- } of { cartilage
joint (capsule)
ligament

Injury to nerves and spinal cord including:

- complete or incomplete lesion of spinal cord
lesion in continuity of nerves and spinal cord
- traumatic:
- division of nerve
 - haematomyelia
 - paralysis (transient)
 - paraplegia
 - quadriplegia

INTERNATIONAL CLASSIFICATION OF DISEASES

Injury to blood vessels including:

avulsion
cut
laceration
traumatic:

- aneurysm or fistula (arteriovenous)
- arterial haematoma
- rupture

} of blood vessels

Injury to muscle, fascia and tendon including:

avulsion
cut
laceration
traumatic rupture

} of muscle, fascia and tendon

Crushing injury

Traumatic amputation

Injury to internal organs including:

blast injuries
bruise
concussion injuries
crushing
laceration
traumatic:

- haematoma
- puncture
- rupture
- tear

} of internal organs

Other and unspecified injuries

INJURY, POISONING AND CERTAIN OTHER CONSEQUENCES OF EXTERNAL CAUSES

**Injuries to the head
(S00-S09)**

Includes: injuries of:

- ear
- eye
- face [any part]
- gum
- jaw
- temporomandibular joint area
- oral cavity
- palate
- periocular area
- scalp
- tongue
- tooth

Excludes: burns and corrosions (T20-T32)
effects of foreign body:

- in:
 - ear (T16)
 - larynx (T17.3)
 - mouth (T18.0)
 - nose (T17.0-T17.1)
 - pharynx (T17.2)
- on external eye (T15.-)

frostbite (T33-T35)
insect bite or sting, venomous (T63.4)

S00

Superficial injury of head

Excludes: cerebral contusion (diffuse) (S06.2)

- focal (S06.3)

injury of eye and orbit (S05.-)

S00.0 Superficial injury of scalp

S00.1 Contusion of eyelid and periocular area
Black eye

Excludes: contusion of eyeball and orbital tissues (S05.1)

INTERNATIONAL CLASSIFICATION OF DISEASES

- S00.2** **Other superficial injuries of eyelid and periocular area**
Excludes: superficial injury of conjunctiva and cornea (S05.0)
- S00.3** **Superficial injury of nose**
- S00.4** **Superficial injury of ear**
- S00.5** **Superficial injury of lip and oral cavity**
- S00.7** **Multiple superficial injuries of head**
- S00.8** **Superficial injury of other parts of head**
- S00.9** **Superficial injury of head, part unspecified**
- S01** **Open wound of head**
Excludes: decapitation (S18)
 injury of eye and orbit (S05.-)
 traumatic amputation of part of head (S08.-)
- S01.0** **Open wound of scalp**
Excludes: avulsion of scalp (S08.0)
- S01.1** **Open wound of eyelid and periocular area**
Open wound of eyelid and periocular area with or without involvement of lacrimal passages
- S01.2** **Open wound of nose**
- S01.3** **Open wound of ear**
- S01.4** **Open wound of cheek and temporomandibular area**
- S01.5** **Open wound of lip and oral cavity**
Excludes: tooth:
 • dislocation (S03.2)
 • fracture (S02.5)
- S01.7** **Multiple open wounds of head**

INJURY, POISONING AND CERTAIN OTHER CONSEQUENCES OF EXTERNAL CAUSES

S01.8 **Open wound of other parts of head**

S01.9 **Open wound of head, part unspecified**

S02 **Fracture of skull and facial bones**

Note: For primary coding of fracture of skull and facial bones with associated intracranial injury, reference should be made to the morbidity coding rules and guidelines in Volume 2 or mortality coding rules and guidelines in Part 2a Instruction Manual (NCHS).

The following subdivisions are provided for optional use in a supplementary character position where it is not possible or not desired to use multiple coding to identify fracture and open wound; a fracture not indicated as closed or open should be classified as closed.

0 closed

1 open

S02.0 **Fracture of vault of skull**

Frontal bone

Parietal bone

S02.1 **Fracture of base of skull**

Fossa:

- anterior
- middle
- posterior

Occiput

Orbital roof

Sinus:

- ethmoid
- frontal

Sphenoid

Temporal bone

Excludes: orbit NOS (S02.8)
orbital floor (S02.3)

S02.2 **Fracture of nasal bones**

INTERNATIONAL CLASSIFICATION OF DISEASES

- S02.3** **Fracture of orbital floor**
Excludes: orbit NOS (S02.8)
 orbital roof (S02.1)
- S02.4** **Fracture of malar and maxillary bones**
Superior maxilla
Upper jaw (bone)
Zygoma
- S02.5** **Fracture of tooth**
Broken tooth
- S02.6** **Fracture of mandible**
Lower jaw (bone)
- S02.7** **Multiple fractures involving skull and facial bones**
- S02.8** **Fractures of other skull and facial bones**
Alveolus
Orbit NOS
Palate

Excludes: orbital:
 • floor (S02.3)
 • roof (S02.1)
- S02.9** **Fracture of skull and facial bones, part unspecified**
- S03** **Dislocation, sprain and strain of joints and ligaments of head**
- S03.0** **Dislocation of jaw**
Jaw (cartilage)(meniscus)
Mandible
Temporomandibular (joint)
- S03.1** **Dislocation of septal cartilage of nose**
- S03.2** **Dislocation of tooth**
- S03.3** **Dislocation of other and unspecified parts of head**

INJURY, POISONING AND CERTAIN OTHER CONSEQUENCES OF EXTERNAL CAUSES

- S03.4** **Sprain and strain of jaw**
Temporomandibular (joint)(ligament)
- S03.5** **Sprain and strain of joints and ligaments of other and unspecified parts of head**
- S04** **Injury of cranial nerves**
- S04.0** **Injury of optic nerve and pathways**
Optic chiasm
2nd cranial nerve
Visual cortex
- S04.1** **Injury of oculomotor nerve**
3rd cranial nerve
- S04.2** **Injury of trochlear nerve**
4th cranial nerve
- S04.3** **Injury of trigeminal nerve**
5th cranial nerve
- S04.4** **Injury of abducent nerve**
6th cranial nerve
- S04.5** **Injury of facial nerve**
7th cranial nerve
- S04.6** **Injury of acoustic nerve**
Auditory nerve
8th cranial nerve
- S04.7** **Injury of accessory nerve**
11th cranial nerve
- S04.8** **Injury of other cranial nerves**
Glossopharyngeal [9th] nerve
Hypoglossal [12th] nerve
Olfactory [1st] nerve
Vagus [10th] nerve
- S04.9** **Injury of unspecified cranial nerve**

- S05** **Injury of eye and orbit**
Excludes: injury of:
 • oculomotor [3rd] nerve (S04.1)
 • optic [2nd] nerve (S04.0)
 open wound of eyelid and periocular area (S01.1)
 orbital bone fracture (S02.1, S02.3, S02.8)
 superficial injury of eyelid (S00.1-S00.2)
- S05.0** **Injury of conjunctiva and corneal abrasion without mention of foreign body**
Excludes: foreign body in:
 • conjunctival sac (T15.1)
 • cornea (T15.0)
- S05.1** **Contusion of eyeball and orbital tissues**
Traumatic hyphaema

Excludes: black eye (S00.1)
 contusion of eyelid and periocular area (S00.1)
- S05.2** **Ocular laceration and rupture with prolapse or loss of intraocular tissue**
- S05.3** **Ocular laceration without prolapse or loss of intraocular tissue**
Laceration of eye NOS
- S05.4** **Penetrating wound of orbit with or without foreign body**
Excludes: retained (old) foreign body following penetrating wound of orbit (H05.5)
- S05.5** **Penetrating wound of eyeball with foreign body**
Excludes: retained (old) intraocular foreign body (H44.6-H44.7)
- S05.6** **Penetrating wound of eyeball without foreign body**
Ocular penetration NOS
- S05.7** **Avulsion of eye**
Traumatic enucleation
- S05.8** **Other injuries of eye and orbit**
Lacrimal duct injury
- S05.9** **Injury of eye and orbit, unspecified**
Injury of eye NOS

INJURY, POISONING AND CERTAIN OTHER CONSEQUENCES OF EXTERNAL CAUSES

S06

Intracranial injury

Note: For primary coding of intracranial injuries with associated fractures, reference should be made to the morbidity coding rules and guidelines in Volume 2 or mortality coding rules and guidelines in Part 2a Instruction Manual (NCHS).

The following subdivisions are provided for optional use in a supplementary character position where it is not possible or not desired to use multiple coding to identify intracranial injury and open wound:

- 0 without open intracranial wound
- 1 with open intracranial wound

S06.0

Concussion

Commotio cerebri

S06.1

Traumatic cerebral oedema

S06.2

Diffuse brain injury

Cerebral:

- contusion NOS
- laceration NOS

Traumatic compression of brain NOS

S06.3

Focal brain injury

Focal:

- cerebral:
 - contusion
 - laceration
- traumatic intracerebral haemorrhage

S06.4

Epidural haemorrhage

Extradural haemorrhage (traumatic)

S06.5

Traumatic subdural haemorrhage

S06.6

Traumatic subarachnoid haemorrhage

S06.7

Intracranial injury with prolonged coma

INTERNATIONAL CLASSIFICATION OF DISEASES

S06.8 **Other intracranial injuries**

Traumatic haemorrhage:

- cerebellar
- intracranial NOS

S06.9 **Intracranial injury, unspecified**

Brain injury NOS

Excludes: head injury NOS (S09.9)

S07 **Crushing injury of head**

S07.0 **Crushing injury of face**

S07.1 **Crushing injury of skull**

S07.8 **Crushing injury of other parts of head**

S07.9 **Crushing injury of head, part unspecified**

S08 **Traumatic amputation of part of head**

S08.0 **Avulsion of scalp**

S08.1 **Traumatic amputation of ear**

S08.8 **Traumatic amputation of other parts of head**

S08.9 **Traumatic amputation of unspecified part of head**

Excludes: decapitation (S18)

S09 **Other and unspecified injuries of head**

S09.0 **Injury of blood vessels of head, not elsewhere classified**

Excludes: injury of:

- cerebral blood vessels (S06.-)
- precerebral blood vessels (S15.-)

S09.1 **Injury of muscle and tendon of head**

INJURY, POISONING AND CERTAIN OTHER CONSEQUENCES OF EXTERNAL CAUSES

- S09.2** **Traumatic rupture of ear drum**
- S09.7** **Multiple injuries of head**
Injuries classifiable to more than one of the categories S00-S09.2
- S09.8** **Other specified injuries of head**
- S09.9** **Unspecified injury of head**
Injury of:
- face NOS
 - ear NOS
 - nose NOS

Injuries to the neck (S10-S19)

- Includes:*** injuries of:
- nape
 - supraclavicular region
 - throat
- Excludes:*** burns and corrosions (T20-T32)
effects of foreign body in:
- larynx (T17.3)
 - oesophagus (T18.1)
 - pharynx (T17.2)
 - trachea (T17.4)
- fracture of spine NOS (T08)
frostbite (T33-T35)
injury of:
- spinal cord NOS (T09.3)
 - trunk NOS (T09.-)
- insect bite or sting, venomous (T63.4)

- S10** **Superficial injury of neck**
- S10.0** **Contusion of throat**
Cervical oesophagus
Larynx
Pharynx
Trachea
- S10.1** **Other and unspecified superficial injuries of throat**
- S10.7** **Multiple superficial injuries of neck**
- S10.8** **Superficial injury of other parts of neck**
- S10.9** **Superficial injury of neck, part unspecified**
- S11** **Open wound of neck**
Excludes: decapitation (S18)
- S11.0** **Open wound involving larynx and trachea**
Trachea:
• NOS
• cervical

Excludes: thoracic trachea (S27.5)
- S11.1** **Open wound involving thyroid gland**
- S11.2** **Open wound involving pharynx and cervical oesophagus**
Excludes: oesophagus NOS (S27.8)
- S11.7** **Multiple open wounds of neck**
- S11.8** **Open wound of other parts of neck**
- S11.9** **Open wound of neck, part unspecified**

S12

Fracture of neck

- Includes:* cervical:
- neural arch
 - spine
 - spinous process
 - transverse process
 - vertebra
 - vertebral arch

The following subdivisions are provided for optional use in a supplementary character position where it is not possible or not desired to use multiple coding to identify fracture and open wound; a fracture not indicated as closed or open should be classified as closed.

- 0 closed
- 1 open

S12.0 Fracture of first cervical vertebra
Atlas

S12.1 Fracture of second cervical vertebra
Axis

S12.2 Fracture of other specified cervical vertebra
Excludes: multiple fractures of cervical spine (S12.7)

S12.7 Multiple fractures of cervical spine

S12.8 Fracture of other parts of neck
Hyoid bone
Larynx
Thyroid cartilage
Trachea

S12.9 Fracture of neck, part unspecified
Fracture of cervical:

- spine NOS
- vertebra NOS

INTERNATIONAL CLASSIFICATION OF DISEASES

- S13** **Dislocation, sprain and strain of joints and ligaments at neck level**
Excludes: rupture or displacement (nontraumatic) of cervical intervertebral disc (M50.-)
- S13.0** **Traumatic rupture of cervical intervertebral disc**
- S13.1** **Dislocation of cervical vertebra**
Cervical spine NOS
- S13.2** **Dislocation of other and unspecified parts of neck**
- S13.3** **Multiple dislocations of neck**
- S13.4** **Sprain and strain of cervical spine**
Anterior longitudinal (ligament), cervical
Atlanto-axial (joints)
Atlanto-occipital (joints)
Whiplash injury
- S13.5** **Sprain and strain of thyroid region**
Cricoarytenoid (joint)(ligament)
Cricothyroid (joint)(ligament)
Thyroid cartilage
- S13.6** **Sprain and strain of joints and ligaments of other and unspecified parts of neck**
- S14** **Injury of nerves and spinal cord at neck level**
- S14.0** **Concussion and oedema of cervical spinal cord**
- S14.1** **Other and unspecified injuries of cervical spinal cord**
Injury of cervical spinal cord NOS
- S14.2** **Injury of nerve root of cervical spine**
- S14.3** **Injury of brachial plexus**
- S14.4** **Injury of peripheral nerves of neck**

INJURY, POISONING AND CERTAIN OTHER CONSEQUENCES OF EXTERNAL CAUSES

- S14.5** **Injury of cervical sympathetic nerves**
- S14.6** **Injury of other and unspecified nerves of neck**
- S15** **Injury of blood vessels at neck level**
- S15.0** **Injury of carotid artery**
Carotid artery (common) (external) (internal)
- S15.1** **Injury of vertebral artery**
- S15.2** **Injury of external jugular vein**
- S15.3** **Injury of internal jugular vein**
- S15.7** **Injury of multiple blood vessels at neck level**
- S15.8** **Injury of other blood vessels at neck level**
- S15.9** **Injury of unspecified blood vessel at neck level**
- S16** **Injury of muscle and tendon at neck level**
- S17** **Crushing injury of neck**
- S17.0** **Crushing injury of larynx and trachea**
- S17.8** **Crushing injury of other parts of neck**
- S17.9** **Crushing injury of neck, part unspecified**
- S18** **Traumatic amputation at neck level**
Decapitation
- S19** **Other and unspecified injuries of neck**
- S19.7** **Multiple injuries of neck**
Injuries classifiable to more than one of the categories S10-S18
- S19.8** **Other specified injuries of neck**
- S19.9** **Unspecified injury of neck**

**Injuries to the thorax
(S20-S29)**

Includes: injuries of:

- breast
- chest (wall)
- interscapular area

Excludes: burns and corrosions (T20-T32)
effects of foreign body in:

- bronchus (T17.5)
- lung (T17.8)
- oesophagus (T18.1)
- trachea (T17.4)

fracture of spine NOS (T08)
frostbite (T33-T35)
injuries of:

- axilla
- clavicle
- scapular region
- shoulder

} (S40-S49)

- spinal cord NOS (T09.3)
- trunk NOS (T09.-)

insect bite or sting, venomous (T63.4)

- S20 Superficial injury of thorax**
- S20.0 Contusion of breast**
- S20.1 Other and unspecified superficial injuries of breast**
- S20.2 Contusion of thorax**
- S20.3 Other superficial injuries of front wall of thorax**
- S20.4 Other superficial injuries of back wall of thorax**
- S20.7 Multiple superficial injuries of thorax**
- S20.8 Superficial injury of other and unspecified parts of thorax**
Thoracic wall NOS

INJURY, POISONING AND CERTAIN OTHER CONSEQUENCES OF EXTERNAL CAUSES

S21

Open wound of thorax

Excludes: traumatic:

- haemopneumothorax (S27.2)
- haemothorax (S27.1)
- pneumothorax (S27.0)

S21.0

Open wound of breast

S21.1

Open wound of front wall of thorax

S21.2

Open wound of back wall of thorax

S21.7

Multiple open wounds of thoracic wall

S21.8

Open wound of other parts of thorax

S21.9

Open wound of thorax, part unspecified

Thoracic wall NOS

S22

Fracture of rib(s), sternum and thoracic spine

- Includes:** thoracic:
- neural arch
 - spinous process
 - transverse process
 - vertebra
 - vertebral arch

The following subdivisions are provided for optional use in a supplementary character position where it is not possible or not desired to use multiple coding to identify fracture and open wound; a fracture not indicated as closed or open should be classified as closed.

0 closed
1 open

- Excludes:** fracture of:
- clavicle (S42.0)
 - scapula (S42.1)

- S22.0 Fracture of thoracic vertebra**
Fracture of thoracic spine NOS
- S22.1 Multiple fractures of thoracic spine**
- S22.2 Fracture of sternum**
- S22.3 Fracture of rib**
- S22.4 Multiple fractures of ribs**
- S22.5 Flail chest**
- S22.8 Fracture of other parts of bony thorax**
- S22.9 Fracture of bony thorax, part unspecified**

INJURY, POISONING AND CERTAIN OTHER CONSEQUENCES OF EXTERNAL CAUSES

- S23** **Dislocation, sprain and strain of joints and ligaments of thorax**
Excludes: dislocation, sprain and strain of sterno-clavicular joint (S43.2, S43.6)
 rupture or displacement (nontraumatic) of thoracic intervertebral
 disc (M51.-)
- S23.0** **Traumatic rupture of thoracic intervertebral disc**
- S23.1** **Dislocation of thoracic vertebra**
 Thoracic spine NOS
- S23.2** **Dislocation of other and unspecified parts of thorax**
- S23.3** **Sprain and strain of thoracic spine**
- S23.4** **Sprain and strain of ribs and sternum**
- S23.5** **Sprain and strain of other and unspecified parts of thorax**
- S24** **Injury of nerves and spinal cord at thorax level**
Excludes: injury of brachial plexus (S14.3)
- S24.0** **Concussion and oedema of thoracic spinal cord**
- S24.1** **Other and unspecified injuries of thoracic spinal cord**
- S24.2** **Injury of nerve root of thoracic spine**
- S24.3** **Injury of peripheral nerves of thorax**
- S24.4** **Injury of thoracic sympathetic nerves**
 Cardiac plexus
 Oesophageal plexus
 Pulmonary plexus
 Stellate ganglion
 Thoracic sympathetic ganglion
- S24.5** **Injury of other nerves of thorax**
- S24.6** **Injury of unspecified nerve of thorax**

INTERNATIONAL CLASSIFICATION OF DISEASES

- S25** **Injury of blood vessels of thorax**
- S25.0 **Injury of thoracic aorta**
 Aorta NOS
- S25.1 **Injury of innominate or subclavian artery**
- S25.2 **Injury of superior vena cava**
 Vena cava NOS
- S25.3 **Injury of innominate or subclavian vein**
- S25.4 **Injury of pulmonary blood vessels**
- S25.5 **Injury of intercostal blood vessels**
- S25.7 **Injury of multiple blood vessels of thorax**
- S25.8 **Injury of other blood vessels of thorax**
 Azygos vein
 Mammary artery or vein
- S25.9 **Injury of unspecified blood vessel of thorax**

- S26** **Injury of heart**
Includes: contusion } of heart
 laceration }
 puncture }
 traumatic rupture }

The following subdivisions are provided for optional use in a supplementary character position where it is not possible or not desired to use multiple coding:

- 0 without open wound into thoracic cavity
- 1 with open wound into thoracic cavity

- S26.0 **Injury of heart with haemopericardium**
- S26.8 **Other injuries of heart**
- S26.9 **Injury of heart, unspecified**

INJURY, POISONING AND CERTAIN OTHER CONSEQUENCES OF EXTERNAL CAUSES

S27

Injury of other and unspecified intrathoracic organs

The following subdivisions are provided for optional use in a supplementary character position where it is not possible or not desired to use multiple coding:

- 0 without open wound into thoracic cavity
- 1 with open wound into thoracic cavity

Excludes: injury of:

- cervical oesophagus (S10-S19)
- trachea (cervical) (S10-S19)

S27.0 Traumatic pneumothorax

S27.1 Traumatic haemothorax

S27.2 Traumatic haemopneumothorax

S27.3 Other injuries of lung

S27.4 Injury of bronchus

S27.5 Injury of thoracic trachea

S27.6 Injury of pleura

S27.7 Multiple injuries of intrathoracic organs

S27.8 Injury of other specified intrathoracic organs

Diaphragm
Lymphatic thoracic duct
Oesophagus (thoracic part)
Thymus gland

S27.9 Injury of unspecified intrathoracic organ

S28

Crushing injury of thorax and traumatic amputation of part of thorax

S28.0 Crushed chest

Excludes: flail chest (S22.5)

S28.1 Traumatic amputation of part of thorax

Excludes: transection of thorax (T05.8)

S29

Other and unspecified injuries of thorax

S29.0

Injury of muscle and tendon at thorax level

S29.7

Multiple injuries of thorax

Injuries classifiable to more than one of the categories S20-S29.0

S29.8

Other specified injuries of thorax

S29.9

Unspecified injury of thorax

**Injuries to the abdomen, lower back, lumbar spine and pelvis
(S30-S39)**

Includes:

abdominal wall
anus
buttock
external genitalia
flank
groin

Excludes:

burns and corrosions (T20-T32)
effects of foreign body in:
• anus and rectum (T18.5)
• genitourinary tract (T19.-)
• stomach, small intestine and colon (T18.2-T18.4)
fracture of spine NOS (T08)
frostbite (T33-T35)
injuries of:
• back NOS (T09.-)
• spinal cord NOS (T09.3)
• trunk NOS (T09.-)
insect bite or sting, venomous (T63.4)

INJURY, POISONING AND CERTAIN OTHER CONSEQUENCES OF EXTERNAL CAUSES

- S30** **Superficial injury of abdomen, lower back and pelvis**
Excludes: superficial injury of hip (S70.-)
- S30.0** **Contusion of lower back and pelvis**
Buttock
- S30.1** **Contusion of abdominal wall**
Flank
Groin
- S30.2** **Contusion of external genital organs**
Labium (majus)(minus)
Penis
Perineum
Scrotum
Testis
Vagina
Vulva
- S30.7** **Multiple superficial injuries of abdomen, lower back and pelvis**
- S30.8** **Other superficial injuries of abdomen, lower back and pelvis**
- S30.9** **Superficial injury of abdomen, lower back and pelvis, part unspecified**
- S31** **Open wound of abdomen, lower back and pelvis**
Excludes: open wound of hip (S71.0)
 traumatic amputation of part of abdomen, lower back and pelvis
 (S38.2-S38.3)
- S31.0** **Open wound of lower back and pelvis**
Buttock
- S31.1** **Open wound of abdominal wall**
Flank
Groin
- S31.2** **Open wound of penis**
- S31.3** **Open wound of scrotum and testes**

S31.4 **Open wound of vagina and vulva**

S31.5 **Open wound of other and unspecified external genital organs**
Excludes: traumatic amputation of external genital organs (S38.2)

S31.7 **Multiple open wounds of abdomen, lower back and pelvis**

S31.8 **Open wound of other and unspecified parts of abdomen**

S32

Fracture of lumbar spine and pelvis

- Includes:* lumbosacral:
- neural arch
 - spinous process
 - transverse process
 - vertebra
 - vertebral arch

The following subdivisions are provided for optional use in a supplementary character position where it is not possible or not desired to use multiple coding to identify fracture and open wound; a fracture not indicated as closed or open should be classified as closed.

- 0 closed
- 1 open

Excludes: fracture of hip NOS (S72.0)

S32.0 **Fracture of lumbar vertebra**
Fracture of lumbar spine

S32.1 **Fracture of sacrum**

S32.2 **Fracture of coccyx**

S32.3 **Fracture of ilium**

S32.4 **Fracture of acetabulum**

S32.5 **Fracture of pubis**

INJURY, POISONING AND CERTAIN OTHER CONSEQUENCES OF EXTERNAL CAUSES

- S32.7** **Multiple fractures of lumbar spine and pelvis**
- S32.8** **Fracture of other and unspecified parts of lumbar spine and pelvis**
Fracture of:
- ischium
 - lumbosacral spine NOS
 - pelvis NOS
- S33** **Dislocation, sprain and strain of joints and ligaments of lumbar spine and pelvis**
Excludes: dislocation, sprain and strain of joint and ligaments of hip (S73.-)
 obstetric damage to pelvic joints and ligaments (O71.6)
 rupture or displacement (nontraumatic) of lumbar intervertebral disc
 (M51.-)
- S33.0** **Traumatic rupture of lumbar intervertebral disc**
- S33.1** **Dislocation of lumbar vertebra**
Dislocation of lumbar spine NOS
- S33.2** **Dislocation of sacroiliac and sacrococcygeal joint**
- S33.3** **Dislocation of other and unspecified parts of lumbar spine and pelvis**
- S33.4** **Traumatic rupture of symphysis pubis**
- S33.5** **Sprain and strain of lumbar spine**
- S33.6** **Sprain and strain of sacroiliac joint**
- S33.7** **Sprain and strain of other and unspecified parts of lumbar spine and pelvis**
- S34** **Injury of nerves and lumbar spinal cord at abdomen, lower back and pelvis level**
- S34.0** **Concussion and oedema of lumbar spinal cord**
- S34.1** **Other injury of lumbar spinal cord**
- S34.2** **Injury of nerve root of lumbar and sacral spine**

INTERNATIONAL CLASSIFICATION OF DISEASES

- S34.3** **Injury of cauda equina**
- S34.4** **Injury of lumbosacral plexus**
- S34.5** **Injury of lumbar, sacral and pelvic sympathetic nerves**
Coeliac ganglion or plexus
Hypogastric plexus
Mesenteric plexus (inferior)(superior)
Splanchnic nerve
- S34.6** **Injury of peripheral nerve(s) of abdomen, lower back and pelvis**
- S34.8** **Injury of other and unspecified nerves at abdomen, lower back and pelvis level**
- S35** **Injury of blood vessels at abdomen, lower back and pelvis level**
- S35.0** **Injury of abdominal aorta**
Excludes: aorta NOS (S25.0)
- S35.1** **Injury of inferior vena cava**
Hepatic vein

Excludes: vena cava NOS (S25.2)
- S35.2** **Injury of coeliac or mesenteric artery**
Gastric artery
Gastroduodenal artery
Hepatic artery
Mesenteric artery (inferior)(superior)
Splenic artery
- S35.3** **Injury of portal or splenic vein**
Mesenteric vein (inferior)(superior)
- S35.4** **Injury of renal blood vessels**
Renal artery or vein

INJURY, POISONING AND CERTAIN OTHER CONSEQUENCES OF EXTERNAL CAUSES

- S35.5** **Injury of iliac blood vessels**
Hypogastric artery or vein
Iliac artery or vein
Uterine artery or vein
- S35.7** **Injury of multiple blood vessels at abdomen, lower back and pelvis level**
- S35.8** **Injury of other blood vessels at abdomen, lower back and pelvis level**
Ovarian artery or vein
- S35.9** **Injury of unspecified blood vessel at abdomen, lower back and pelvis level**
- S36** **Injury of intra-abdominal organs**
The following subdivisions are provided for optional use in a supplementary character position where it is not possible or not desired to use multiple coding:
- 0 without open wound into cavity
1 with open wound into cavity
- S36.0** **Injury of spleen**
- S36.1** **Injury of liver or gallbladder**
Bile duct
- S36.2** **Injury of pancreas**
- S36.3** **Injury of stomach**
- S36.4** **Injury of small intestine**
- S36.5** **Injury of colon**
- S36.6** **Injury of rectum**
- S36.7** **Injury of multiple intra-abdominal organs**
- S36.8** **Injury of other intra-abdominal organs**
Peritoneum
Retroperitoneum
- S36.9** **Injury of unspecified intra-abdominal organ**

S37

Injury of urinary and pelvic organs

The following subdivisions are provided for optional use in a supplementary character position where it is not possible or not desired to use multiple coding:

- 0 without open wound into cavity
- 1 with open wound into cavity

Excludes: peritoneum and retroperitoneum (S36.8)

S37.0

Injury of kidney

S37.1

Injury of ureter

S37.2

Injury of bladder

S37.3

Injury of urethra

S37.4

Injury of ovary

S37.5

Injury of fallopian tube

S37.6

Injury of uterus

S37.7

Injury of multiple pelvic organs

S37.8

Injury of other pelvic organs

Adrenal gland
Prostate
Seminal vesicle
Vas deferens

S37.9

Injury of unspecified pelvic organ

S38

Crushing injury and traumatic amputation of part of abdomen, lower back and pelvis

S38.0

Crushing injury of external genital organs

S38.1

Crushing injury of other and unspecified parts of abdomen, lower back and pelvis

INJURY, POISONING AND CERTAIN OTHER CONSEQUENCES OF EXTERNAL CAUSES

- S38.2** **Traumatic amputation of external genital organs**
Labium (majus)(minus)
Penis
Scrotum
Testis
Vulva
- S38.3** **Traumatic amputation of other and unspecified parts of abdomen, lower back and pelvis**
Excludes: transection of abdomen (T05.8)
- S39** **Other and unspecified injuries of abdomen, lower back and pelvis**
- S39.0** **Injury of muscle and tendon of abdomen, lower back and pelvis**
- S39.6** **Injury of intra-abdominal organ(s) with pelvic organ(s)**
- S39.7** **Other multiple injuries of abdomen, lower back and pelvis**
Injuries classifiable to more than one of the categories S30-S39.6

Excludes: injuries in S36.- with injuries in S37.- (S39.6)
- S39.8** **Other specified injuries of abdomen, lower back and pelvis**
- S39.9** **Unspecified injury of abdomen, lower back and pelvis**

Injuries to the shoulder and upper arm (S40-S49)

Includes: injuries of:

- axilla
- scapular region

Excludes: bilateral involvement of shoulder and upper arm (T00-T07)
burns and corrosions (T20-T32)
frostbite (T33-T35)
injuries of:

- arm, level unspecified (T10-T11)
- elbow (S50-S59)

insect bite or sting, venomous (T63.4)

INTERNATIONAL CLASSIFICATION OF DISEASES

- S40** **Superficial injury of shoulder and upper arm**
- S40.0 **Contusion of shoulder and upper arm**
- S40.7 **Multiple superficial injuries of shoulder and upper arm**
- S40.8 **Other superficial injuries of shoulder and upper arm**
- S40.9 **Superficial injury of shoulder and upper arm, unspecified**
- S41** **Open wound of shoulder and upper arm**
Excludes: traumatic amputation of shoulder and upper arm (S48.-)
- S41.0 **Open wound of shoulder**
- S41.1 **Open wound of upper arm**
- S41.7 **Multiple open wounds of shoulder and upper arm**
- S41.8 **Open wound of other and unspecified parts of shoulder girdle**
- S42** **Fracture of shoulder and upper arm**
The following subdivisions are provided for optional use in a supplementary character position where it is not possible or not desired to use multiple coding to identify fracture and open wound; a fracture not indicated as closed or open should be classified as closed.
- 0 closed
1 open
- S42.0 **Fracture of clavicle**
Clavicle:
• acromial end
• shaft
Collar bone
- S42.1 **Fracture of scapula**
Acromial process
Acromion (process)
Scapula (body)(glenoid cavity)(neck)
Shoulder blade

INJURY, POISONING AND CERTAIN OTHER CONSEQUENCES OF EXTERNAL CAUSES

- S42.2 Fracture of upper end of humerus**
Anatomical neck
Great tuberosity
Proximal end
Surgical neck
Upper epiphysis
- S42.3 Fracture of shaft of humerus**
Humerus NOS
Upper arm NOS
- S42.4 Fracture of lower end of humerus**
Articular process
Distal end
External condyle
Intercondylar
Internal epicondyle
Lower epiphysis
Supracondylar
- Excludes:* fracture of elbow NOS (S52.0)
- S42.7 Multiple fractures of clavicle, scapula and humerus**
- S42.8 Fracture of other parts of shoulder and upper arm**
- S42.9 Fracture of shoulder girdle, part unspecified**
Fracture of shoulder NOS
- S43 Dislocation, sprain and strain of joints and ligaments of shoulder girdle**
- S43.0 Dislocation of shoulder joint**
Glenohumeral joint
- S43.1 Dislocation of acromioclavicular joint**
- S43.2 Dislocation of sternoclavicular joint**
- S43.3 Dislocation of other and unspecified parts of shoulder girdle**
Dislocation of shoulder girdle NOS

INTERNATIONAL CLASSIFICATION OF DISEASES

- S43.4** **Sprain and strain of shoulder joint**
Coracohumeral (ligament)
Rotator cuff capsule
- S43.5** **Sprain and strain of acromioclavicular joint**
Acromioclavicular ligament
- S43.6** **Sprain and strain of sternoclavicular joint**
- S43.7** **Sprain and strain of other and unspecified parts of shoulder girdle**
Sprain and strain of shoulder girdle NOS
- S44** **Injury of nerves at shoulder and upper arm level**
Excludes: injury of brachial plexus (S14.3)
- S44.0** **Injury of ulnar nerve at upper arm level**
Excludes: ulnar nerve NOS (S54.0)
- S44.1** **Injury of median nerve at upper arm level**
Excludes: median nerve NOS (S54.1)
- S44.2** **Injury of radial nerve at upper arm level**
Excludes: radial nerve NOS (S54.2)
- S44.3** **Injury of axillary nerve**
- S44.4** **Injury of musculocutaneous nerve**
- S44.5** **Injury of cutaneous sensory nerve at shoulder and upper arm level**
- S44.7** **Injury of multiple nerves at shoulder and upper arm level**
- S44.8** **Injury of other nerves at shoulder and upper arm level**
- S44.9** **Injury of unspecified nerve at shoulder and upper arm level**

INJURY, POISONING AND CERTAIN OTHER CONSEQUENCES OF EXTERNAL CAUSES

S45

Injury of blood vessels at shoulder and upper arm level

Excludes: injury of subclavian:

- artery (S25.1)
- vein (S25.3)

S45.0

Injury of axillary artery

S45.1

Injury of brachial artery

S45.2

Injury of axillary or brachial vein

S45.3

Injury of superficial vein at shoulder and upper arm level

S45.7

Injury of multiple blood vessels at shoulder and upper arm level

S45.8

Injury of other blood vessels at shoulder and upper arm level

S45.9

Injury of unspecified blood vessel at shoulder and upper arm level

S46

Injury of muscle and tendon at shoulder and upper arm level

Excludes: injury of muscle and tendon at or below elbow (S56.-)

S46.0

Injury of tendon of the rotator cuff of shoulder

S46.1

Injury of muscle and tendon of long head of biceps

S46.2

Injury of muscle and tendon of other parts of biceps

S46.3

Injury of muscle and tendon of triceps

S46.7

Injury of multiple muscles and tendons at shoulder and upper arm level

S46.8

Injury of other muscles and tendons at shoulder and upper arm level

S46.9

Injury of unspecified muscle and tendon at shoulder and upper arm level

S47

Crushing injury of shoulder and upper arm

Excludes: crushing injury of elbow (S57.0)

S48

Traumatic amputation of shoulder and upper arm

Excludes: traumatic amputation:

- at elbow level (S58.0)
- of arm, level unspecified (T11.6)

S48.0 Traumatic amputation at shoulder joint

S48.1 Traumatic amputation at level between shoulder and elbow

S48.9 Traumatic amputation of shoulder and upper arm, level unspecified

S49

Other and unspecified injuries of shoulder and upper arm

S49.7 Multiple injuries of shoulder and upper arm

Injuries classifiable to more than one of the categories S40-S48

S49.8 Other specified injuries of shoulder and upper arm

S49.9 Unspecified injury of shoulder and upper arm

**Injuries to the elbow and forearm
(S50-S59)**

Excludes: bilateral involvement of elbow and forearm (T00-T07)
burns and corrosions (T20-T32)
frostbite (T33-T35)
injuries of:
• arm, level unspecified (T10-T11)
• wrist and hand (S60-S69)
insect bite or sting, venomous (T63.4)

S50

Superficial injury of forearm

Excludes: superficial injury of wrist and hand (S60.-)

S50.0 Contusion of elbow

S50.1 Contusion of other and unspecified parts of forearm

S50.7 Multiple superficial injuries of forearm

INJURY, POISONING AND CERTAIN OTHER CONSEQUENCES OF EXTERNAL CAUSES

S50.8 Other superficial injuries of forearm

S50.9 Superficial injury of forearm, unspecified
Superficial injury of elbow NOS

S51 Open wound of forearm

Excludes: open wound of wrist and hand (S61.-)
traumatic amputation of forearm (S58.-)

S51.0 Open wound of elbow

S51.7 Multiple open wounds of forearm

S51.8 Open wound of other parts of forearm

S51.9 Open wound of forearm, part unspecified

S52 Fracture of forearm

The following subdivisions are provided for optional use in a supplementary character position where it is not possible or not desired to use multiple coding to identify fracture and open wound; a fracture not indicated as closed or open should be classified as closed.

0 closed
1 open

Excludes: fracture at wrist and hand level (S62.-)

S52.0 Fracture of upper end of ulna

Coronoid process
Elbow NOS
Monteggia's fracture-dislocation
Olecranon process
Proximal end

S52.1 Fracture of upper end of radius

Head
Neck
Proximal end

INTERNATIONAL CLASSIFICATION OF DISEASES

- S52.2** **Fracture of shaft of ulna**
- S52.3** **Fracture of shaft of radius**
- S52.4** **Fracture of shafts of both ulna and radius**
- S52.5** **Fracture of lower end of radius**
Colles' fracture
Smith's fracture
- S52.6** **Fracture of lower end of both ulna and radius**
- S52.7** **Multiple fractures of forearm**
Excludes: fractures of both ulna and radius:
 - lower end (S52.6)
 - shafts (S52.4)
- S52.8** **Fracture of other parts of forearm**
Lower end of ulna
Head of ulna
- S52.9** **Fracture of forearm, part unspecified**
- S53** **Dislocation, sprain and strain of joints and ligaments of elbow**
- S53.0** **Dislocation of radial head**
Radiohumeral joint

Excludes: Monteggia's fracture-dislocation (S52.0)
- S53.1** **Dislocation of elbow, unspecified**
Ulnohumeral joint

Excludes: dislocation of radial head alone (S53.0)
- S53.2** **Traumatic rupture of radial collateral ligament**
- S53.3** **Traumatic rupture of ulnar collateral ligament**
- S53.4** **Sprain and strain of elbow**

INJURY, POISONING AND CERTAIN OTHER CONSEQUENCES OF EXTERNAL CAUSES

S54

Injury of nerves at forearm level

Excludes: injury of nerves at wrist and hand level (S64.-)

S54.0

Injury of ulnar nerve at forearm level

Ulnar nerve NOS

S54.1

Injury of median nerve at forearm level

Median nerve NOS

S54.2

Injury of radial nerve at forearm level

Radial nerve NOS

S54.3

Injury of cutaneous sensory nerve at forearm level

S54.7

Injury of multiple nerves at forearm level

S54.8

Injury of other nerves at forearm level

S54.9

Injury of unspecified nerve at forearm level

S55

Injury of blood vessels at forearm level

Excludes: injury of:

- blood vessels at wrist and hand level (S65.-)
- brachial vessels (S45.1-S45.2)

S55.0

Injury of ulnar artery at forearm level

S55.1

Injury of radial artery at forearm level

S55.2

Injury of vein at forearm level

S55.7

Injury of multiple blood vessels at forearm level

S55.8

Injury of other blood vessels at forearm level

S55.9

Injury of unspecified blood vessel at forearm level

INTERNATIONAL CLASSIFICATION OF DISEASES

- S56** **Injury of muscle and tendon at forearm level**
Excludes: injury of muscle and tendon at or below wrist (S66.-)
- S56.0 **Injury of flexor muscle and tendon of thumb at forearm level**
- S56.1 **Injury of long flexor muscle and tendon of other finger(s) at forearm level**
- S56.2 **Injury of other flexor muscle and tendon at forearm level**
- S56.3 **Injury of extensor or abductor muscles and tendons of thumb at forearm level**
- S56.4 **Injury of extensor muscle and tendon of other finger(s) at forearm level**
- S56.5 **Injury of other extensor muscle and tendon at forearm level**
- S56.7 **Injury of multiple muscles and tendons at forearm level**
- S56.8 **Injury of other and unspecified muscles and tendons at forearm level**
- S57** **Crushing injury of forearm**
Excludes: crushing injury of wrist and hand (S67.-)
- S57.0 **Crushing injury of elbow**
- S57.8 **Crushing injury of other parts of forearm**
- S57.9 **Crushing injury of forearm, part unspecified**
- S58** **Traumatic amputation of forearm**
Excludes: traumatic amputation of wrist and hand (S68.-)
- S58.0 **Traumatic amputation at elbow level**
- S58.1 **Traumatic amputation at level between elbow and wrist**
- S58.9 **Traumatic amputation of forearm, level unspecified**

INJURY, POISONING AND CERTAIN OTHER CONSEQUENCES OF EXTERNAL CAUSES

S59

Other and unspecified injuries of forearm

Excludes: other and unspecified injuries of wrist and hand (S69.-)

S59.7

Multiple injuries of forearm

Injuries classifiable to more than one of the categories S50-S58

S59.8

Other specified injuries of forearm

S59.9

Unspecified injury of forearm

Injuries to the wrist and hand (S60-S69)

Excludes: bilateral involvement of wrist and hand (T00-T07)
burns and corrosions (T20-T32)
frostbite (T33-T35)
injuries of arm, level unspecified (T10-T11)
insect bite or sting, venomous (T63.4)

S60

Superficial injury of wrist and hand

S60.0

Contusion of finger(s) without damage to nail

Contusion of finger(s) NOS

Excludes: contusion involving nail (matrix) (S60.1)

S60.1

Contusion of finger(s) with damage to nail

S60.2

Contusion of other parts of wrist and hand

S60.7

Multiple superficial injuries of wrist and hand

S60.8

Other superficial injuries of wrist and hand

S60.9

Superficial injury of wrist and hand, unspecified

INTERNATIONAL CLASSIFICATION OF DISEASES

S61

Open wound of wrist and hand

Excludes: traumatic amputation of wrist and hand (S68.-)

S61.0

Open wound of finger(s) without damage to nail

Open wound of finger(s) NOS

Excludes: open wound involving nail (matrix) (S61.1)

S61.1

Open wound of finger(s) with damage to nail

S61.7

Multiple open wounds of wrist and hand

S61.8

Open wound of other parts of wrist and hand

S61.9

Open wound of wrist and hand part, part unspecified

S62

Fracture at wrist and hand level

The following subdivisions are provided for optional use in a supplementary character position where it is not possible or not desired to use multiple coding to identify fracture and open wound; a fracture not indicated as closed or open should be classified as closed.

0 closed

1 open

Excludes: fracture of distal parts of ulna and radius (S52.-)

S62.0

Fracture of navicular [scaphoid] bone of hand

S62.1

Fracture of other carpal bone(s)

Capitate [os magnum]

Hamate [unciform]

Lunate [semilunar]

Pisiform

Trapezium [greater multangular]

Trapezoid [lesser multangular]

Triquetrum [cuneiform of carpus]

S62.2

Fracture of first metacarpal bone

Bennett's fracture

INJURY, POISONING AND CERTAIN OTHER CONSEQUENCES OF EXTERNAL CAUSES

- S62.3** Fracture of other metacarpal bone
- S62.4** Multiple fractures of metacarpal bones
- S62.5** Fracture of thumb
- S62.6** Fracture of other finger
- S62.7** Multiple fractures of fingers
- S62.8** Fracture of other and unspecified parts of wrist and hand
- S63** Dislocation, sprain and strain of joints and ligaments at wrist and hand level
- S63.0** Dislocation of wrist
Carpal (bone)
Carpometacarpal (joint)
Metacarpal (bone), proximal end
Midcarpal (joint)
Radiocarpal (joint)
Radioulnar (joint), distal
Radius, distal end
Ulna, distal end
- S63.1** Dislocation of finger
Interphalangeal (joint), hand
Metacarpal (bone), distal end
Metacarpophalangeal (joint)
Phalanx, hand
Thumb
- S63.2** Multiple dislocations of fingers
- S63.3** Traumatic rupture of ligament of wrist and carpus
Collateral, wrist
Radiocarpal (ligament)
Ulnocarpal (palmar)

INTERNATIONAL CLASSIFICATION OF DISEASES

- S63.4** **Traumatic rupture of ligament of finger at metacarpophalangeal and interphalangeal joint(s)**
Collateral
Palmar
Volar plate
- S63.5** **Sprain and strain of wrist**
Carpal (joint)
Radiocarpal (joint) (ligament)
- S63.6** **Sprain and strain of finger(s)**
Interphalangeal (joint), hand
Metacarpophalangeal (joint)
Phalanx, hand
Thumb
- S63.7** **Sprain and strain of other and unspecified parts of hand**
- S64** **Injury of nerves at wrist and hand level**
- S64.0** **Injury of ulnar nerve at wrist and hand level**
- S64.1** **Injury of median nerve at wrist and hand level**
- S64.2** **Injury of radial nerve at wrist and hand level**
- S64.3** **Injury of digital nerve of thumb**
- S64.4** **Injury of digital nerve of other finger**
- S64.7** **Injury of multiple nerves at wrist and hand level**
- S64.8** **Injury of other nerves at wrist and hand level**
- S64.9** **Injury of unspecified nerve at wrist and hand level**

INJURY, POISONING AND CERTAIN OTHER CONSEQUENCES OF EXTERNAL CAUSES

- S65** Injury of blood vessels at wrist and hand level
- S65.0 Injury of ulnar artery at wrist and hand level
- S65.1 Injury of radial artery at wrist and hand level
- S65.2 Injury of superficial palmar arch
- S65.3 Injury of deep palmar arch
- S65.4 Injury of blood vessel(s) of thumb
- S65.5 Injury of blood vessel(s) of other finger
- S65.7 Injury of multiple blood vessels at wrist and hand level
- S65.8 Injury of other blood vessels at wrist and hand level
- S65.9 Injury of unspecified blood vessel at wrist and hand level
- S66** Injury of muscle and tendon at wrist and hand level
- S66.0 Injury of long flexor muscle and tendon of thumb at wrist and hand level
- S66.1 Injury of flexor muscle and tendon of other finger at wrist and hand level
- S66.2 Injury of extensor muscle and tendon of thumb at wrist and hand level
- S66.3 Injury of extensor muscle and tendon of other finger at wrist and hand level
- S66.4 Injury of intrinsic muscle and tendon of thumb at wrist and hand level
- S66.5 Injury of intrinsic muscle and tendon of other finger at wrist and hand level
- S66.6 Injury of multiple flexor muscles and tendons at wrist and hand level
- S66.7 Injury of multiple extensor muscles and tendons at wrist and hand level
- S66.8 Injury of other muscles and tendons at wrist and hand level
- S66.9 Injury of unspecified muscle and tendon at wrist and hand level

INTERNATIONAL CLASSIFICATION OF DISEASES

- S67** **Crushing injury of wrist and hand**
- S67.0 **Crushing injury of thumb and other finger(s)**
- S67.8 **Crushing injury of other and unspecified parts of wrist and hand**
- S68** **Traumatic amputation of wrist and hand**
- S68.0 **Traumatic amputation of thumb (complete)(partial)**
- S68.1 **Traumatic amputation of other single finger (complete)(partial)**
- S68.2 **Traumatic amputation of two or more fingers alone (complete)(partial)**
- S68.3 **Combined traumatic amputation of (part of) finger(s) with other parts of wrist and hand**
- S68.4 **Traumatic amputation of hand at wrist level**
- S68.8 **Traumatic amputation of other parts of wrist and hand**
- S68.9 **Traumatic amputation of wrist and hand, level unspecified**
- S69** **Other and unspecified injuries of wrist and hand**
- S69.7 **Multiple injuries of wrist and hand**
Injuries classifiable to more than one of the categories S60-S68
- S69.8 **Other specified injuries of wrist and hand**
- S69.9 **Unspecified injury of wrist and hand**

INJURY, POISONING AND CERTAIN OTHER CONSEQUENCES OF EXTERNAL CAUSES

**Injuries to the hip and thigh
(S70-S79)**

Excludes: bilateral involvement of hip and thigh (T00-T07)
burns and corrosions (T20-T32)
frostbite (T33-T35)
injuries of leg, level unspecified (T12-T13)
insect bite or sting, venomous (T63.4)

S70 Superficial injury of hip and thigh

S70.0 Contusion of hip

S70.1 Contusion of thigh

S70.7 Multiple superficial injuries of hip and thigh

S70.8 Other superficial injuries of hip and thigh

S70.9 Superficial injury of hip and thigh, unspecified

S71 Open wound of hip and thigh

Excludes: traumatic amputation of hip and thigh (S78.-)

S71.0 Open wound of hip

S71.1 Open wound of thigh

S71.7 Multiple open wounds of hip and thigh

S71.8 Open wound of other and unspecified parts of pelvic girdle

S72

Fracture of femur

The following subdivisions are provided for optional use in a supplementary character position where it is not possible or not desired to use multiple coding to identify fracture and open wound; a fracture not indicated as closed or open should be classified as closed.

0 closed

1 open

S72.0

Fracture of neck of femur

Fracture of hip NOS

S72.1

Pertrochanteric fracture

Intertrochanteric fracture

Trochanteric fracture

S72.2

Subtrochanteric fracture

S72.3

Fracture of shaft of femur

S72.4

Fracture of lower end of femur

S72.7

Multiple fractures of femur

S72.8

Fractures of other parts of femur

S72.9

Fracture of femur, part unspecified

S73

Dislocation, sprain and strain of joint and ligaments of hip

S73.0

Dislocation of hip

S73.1

Sprain and strain of hip

INJURY, POISONING AND CERTAIN OTHER CONSEQUENCES OF EXTERNAL CAUSES

- S74** **Injury of nerves at hip and thigh level**
- S74.0 **Injury of sciatic nerve at hip and thigh level**
- S74.1 **Injury of femoral nerve at hip and thigh level**
- S74.2 **Injury of cutaneous sensory nerve at hip and thigh level**
- S74.7 **Injury of multiple nerves at hip and thigh level**
- S74.8 **Injury of other nerves at hip and thigh level**
- S74.9 **Injury of unspecified nerve at hip and thigh level**
- S75** **Injury of blood vessels at hip and thigh level**
Excludes: popliteal artery (S85.0)
- S75.0 **Injury of femoral artery**
- S75.1 **Injury of femoral vein at hip and thigh level**
- S75.2 **Injury of greater saphenous vein at hip and thigh level**
Excludes: greater saphenous vein NOS (S85.3)
- S75.7 **Injury of multiple blood vessels at hip and thigh level**
- S75.8 **Injury of other blood vessels at hip and thigh level**
- S75.9 **Injury of unspecified blood vessel at hip and thigh level**
- S76** **Injury of muscle and tendon at hip and thigh level**
- S76.0 **Injury of muscle and tendon of hip**
- S76.1 **Injury of quadriceps muscle and tendon**
Patellar ligament (tendon)
- S76.2 **Injury of adductor muscle and tendon of thigh**

INTERNATIONAL CLASSIFICATION OF DISEASES

S76.3 **Injury of muscle and tendon of the posterior muscle group at thigh level**

S76.4 **Injury of other and unspecified muscles and tendons at thigh level**

S76.7 **Injury of multiple muscles and tendons at hip and thigh level**

S77 **Crushing injury of hip and thigh**

S77.0 **Crushing injury of hip**

S77.1 **Crushing injury of thigh**

S77.2 **Crushing injury of hip with thigh**

S78 **Traumatic amputation of hip and thigh**

Excludes: traumatic amputation of lower limb, level unspecified (T13.6)

S78.0 **Traumatic amputation at hip joint**

S78.1 **Traumatic amputation at level between hip and knee**

S78.9 **Traumatic amputation of hip and thigh, level unspecified**

S79 **Other and specified injuries of hip and thigh**

S79.7 **Multiple injuries of hip and thigh**
Injuries classifiable to more than one of the categories S70-S78

S79.8 **Other specified injuries of hip and thigh**

S79.9 **Unspecified injury of hip and thigh**

INJURY, POISONING AND CERTAIN OTHER CONSEQUENCES OF EXTERNAL CAUSES

**Injuries to the knee and lower leg
(S80-S89)**

Includes: fracture of ankle and malleolus

Excludes: bilateral involvement of knee and lower leg (T00-T07)
burns and corrosions (T20-T32)
frostbite (T33-T35)
injuries of:
• ankle and foot, except fracture of ankle and malleolus (S90-S99)
• leg, level unspecified (T12-T13)
insect bite or sting, venomous (T63.4)

S80

Superficial injury of lower leg

Excludes: superficial injury of ankle and foot (S90.-)

S80.0 Contusion of knee

S80.1 Contusion of other and unspecified parts of lower leg

S80.7 Multiple superficial injuries of lower leg

S80.8 Other superficial injuries of lower leg

S80.9 Superficial injury of lower leg, unspecified

S81

Open wound of lower leg

Excludes: open wound of ankle and foot (S91.-)
traumatic amputation of lower leg (S88.-)

S81.0 Open wound of knee

S81.7 Multiple open wounds of lower leg

S81.8 Open wound of other parts of lower leg

S81.9 Open wound of lower leg, part unspecified

S82

Fracture of lower leg, including ankle

Includes: malleolus

The following subdivisions are provided for optional use in a supplementary character position where it is not possible or not desired to use multiple coding to identify fracture and open wound; a fracture not indicated as closed or open should be classified as closed.

0 closed

1 open

Excludes: fracture of foot, except ankle (S92.-)

S82.0

Fracture of patella

Knee cap

S82.1

Fracture of upper end of tibia

Tibial:

- condyles
- head
- proximal end
- tuberosity

} with or without mention of fracture of fibula

S82.2

Fracture of shaft of tibia

With or without mention of fracture of fibula

S82.3

Fracture of lower end of tibia

With or without mention of fracture of fibula

Excludes: medial malleolus (S82.5)

S82.4

Fracture of fibula alone

Excludes: lateral malleolus (S82.6)

S82.5

Fracture of medial malleolus

Tibia involving:

- ankle
- malleolus

INJURY, POISONING AND CERTAIN OTHER CONSEQUENCES OF EXTERNAL CAUSES

S82.6 Fracture of lateral malleolus

Fibula involving:

- ankle
- malleolus

S82.7 Multiple fractures of lower leg

Excludes: fractures of both tibia and fibula:

- lower end (S82.3)
- shafts (S82.2)
- upper end (S82.1)

S82.8 Fractures of other parts of lower leg

Fracture (of):

- ankle NOS
- bimalleolar
- trimalleolar

S82.9 Fracture of lower leg, part unspecified

S83

Dislocation, sprain and strain of joints and ligaments of knee

Excludes: derangement of:

- knee, internal (M23.-)
- patella (M22.0-M22.3)

dislocation of knee:

- old (M24.3)
- pathological (M24.3)
- recurrent (M24.4)

S83.0 Dislocation of patella

S83.1 Dislocation of knee

Tibiofibular (joint)

S83.2 Tear of meniscus, current

Bucket-handle tear (of):

- NOS
- lateral meniscus
- medial meniscus

Excludes: old bucket-handle tear (M23.2)

INTERNATIONAL CLASSIFICATION OF DISEASES

- S83.3** **Tear of articular cartilage of knee, current**
- S83.4** **Sprain and strain involving (fibular)(tibial) collateral ligament of knee**
- S83.5** **Sprain and strain involving (anterior)(posterior) cruciate ligament of knee**
- S83.6** **Sprain and strain of other and unspecified parts of knee**
Tibiofibular joint and ligament, superior
- Excludes:* sprain of patellar ligament (S76.1)
- S83.7** **Injury to multiple structures of knee**
Injury to (lateral)(medial) meniscus in combination with (collateral)(cruciate) ligaments
- S84** **Injury of nerves at lower leg level**
Excludes: injury of nerves at ankle and foot level (S94.-)
- S84.0** **Injury of tibial nerve at lower leg level**
- S84.1** **Injury of peroneal nerve at lower leg level**
- S84.2** **Injury of cutaneous sensory nerve at lower leg level**
- S84.7** **Injury of multiple nerves at lower leg level**
- S84.8** **Injury of other nerves at lower leg level**
- S84.9** **Injury of unspecified nerve at lower leg level**
- S85** **Injury of blood vessels at lower leg level**
Excludes: injury of blood vessels at ankle and foot level (S95.-)
- S85.0** **Injury of popliteal artery**
- S85.1** **Injury of (anterior)(posterior) tibial artery**
- S85.2** **Injury of peroneal artery**

INJURY, POISONING AND CERTAIN OTHER CONSEQUENCES OF EXTERNAL CAUSES

- S85.3** **Injury of greater saphenous vein at lower leg level**
Greater saphenous vein NOS
- S85.4** **Injury of lesser saphenous vein at lower leg level**
- S85.5** **Injury of popliteal vein**
- S85.7** **Injury of multiple blood vessels at lower leg level**
- S85.8** **Injury of other blood vessels at lower leg level**
- S85.9** **Injury of unspecified blood vessel at lower leg level**
- S86** **Injury of muscle and tendon at lower leg level**
Excludes: injury of:
 - muscle and tendon at or below ankle (S96.-)
 - patellar ligament (S76.1)
- S86.0** **Injury of Achilles tendon**
- S86.1** **Injury of other muscle(s) and tendon(s) of posterior muscle group at lower leg level**
- S86.2** **Injury of muscle(s) and tendon(s) of anterior muscle group at lower leg level**
- S86.3** **Injury of muscle(s) and tendon(s) of peroneal muscle group at lower leg level**
- S86.7** **Injury of multiple muscles and tendons at lower leg level**
- S86.8** **Injury of other muscles and tendons at lower leg level**
- S86.9** **Injury of unspecified muscle and tendon at lower leg level**
- S87** **Crushing injury of lower leg**
Excludes: crushing injury of ankle and foot (S97.-)
- S87.0** **Crushing injury of knee**
- S87.8** **Crushing injury of other and unspecified parts of lower leg**

S88

Traumatic amputation of lower leg

Excludes: traumatic amputation of:

- ankle and foot (S98.-)
- leg, level unspecified (T13.6)

S88.0 Traumatic amputation at knee level

S88.1 Traumatic amputation at level between knee and ankle

S88.9 Traumatic amputation of lower leg, level unspecified

S89

Other and unspecified injuries of lower leg

Excludes: other and unspecified injuries of ankle and foot (S99.-)

S89.7 Multiple injuries of lower leg
Injuries classifiable to more than one of the categories S80-S88

S89.8 Other specified injuries of lower leg

S89.9 Unspecified injury of lower leg

**Injuries to the ankle and foot
(S90-S99)**

Excludes: bilateral involvement of ankle and foot (T00-T07)
burns and corrosions (T20-T32)
fracture of ankle and malleolus (S82.-)
frostbite (T33-T35)
injuries of leg, level unspecified (T12-T13)
insect bite or sting, venomous (T63.4)

S90

Superficial injury of ankle and foot

S90.0 Contusion of ankle

S90.1 Contusion of toe(s) without damage to nail
Contusion of toe(s) NOS

INJURY, POISONING AND CERTAIN OTHER CONSEQUENCES OF EXTERNAL CAUSES

S90.2 Contusion of toe(s) with damage to nail

S90.3 Contusion of other and unspecified parts of foot

S90.7 Multiple superficial injuries of ankle and foot

S90.8 Other superficial injuries of ankle and foot

S90.9 Superficial injury of ankle and foot, unspecified

S91 Open wound of ankle and foot

Excludes: traumatic amputation of ankle and foot (S98.-)

S91.0 Open wound of ankle

S91.1 Open wound of toe(s) without damage to nail
Open wound of toe(s) NOS

S91.2 Open wound of toe(s) with damage to nail

S91.3 Open wound of other parts of foot
Open wound of foot NOS

S91.7 Multiple open wounds of ankle and foot

S92 Fracture of foot, except ankle

The following subdivisions are provided for optional use in a supplementary character position where it is not possible or not desired to use multiple cause coding to identify fracture and open wound; a fracture not indicated as closed or open should be classified as closed.

0 closed

1 open

Excludes: ankle (S82.-)
malleolus (S82.-)

S92.0 Fracture of calcaneus
Heel bone
Os calcis

INTERNATIONAL CLASSIFICATION OF DISEASES

- S92.1** **Fracture of talus**
Astragalus
- S92.2** **Fracture of other tarsal bone(s)**
Cuboid
Cuneiform, foot (intermediate)(lateral)(medial)
Navicular, foot
- S92.3** **Fracture of metatarsal bone**
- S92.4** **Fracture of great toe**
- S92.5** **Fracture of other toe**
- S92.7** **Multiple fractures of foot**
- S92.9** **Fracture of foot, unspecified**
- S93** **Dislocation, sprain and strain of joints and ligaments at ankle and foot level**
- S93.0** **Dislocation of ankle joint**
Astragalus
Fibula, lower end
Talus
Tibia, lower end
- S93.1** **Dislocation of toe(s)**
Interphalangeal (joint(s))
Metatarsophalangeal (joint(s))
- S93.2** **Rupture of ligaments at ankle and foot level**
- S93.3** **Dislocation of other and unspecified parts of foot**
Navicular, foot
Tarsal (joint(s))
Tarsometatarsal (joint(s))

INJURY, POISONING AND CERTAIN OTHER CONSEQUENCES OF EXTERNAL CAUSES

- S93.4** **Sprain and strain of ankle**
Calcaneofibular (ligament)
Deltoid (ligament)
Internal collateral (ligament)
Talofibular (ligament)
Tibiofibular (ligament), distal
- Excludes:* injury of Achilles tendon (S86.0)
- S93.5** **Sprain and strain of toe(s)**
Interphalangeal (joint(s))
Metatarsophalangeal (joint(s))
- S93.6** **Sprain and strain of other and unspecified parts of foot**
Tarsal (ligament)
Tarsometatarsal (ligament)
- S94** **Injury of nerves at ankle and foot level**
- S94.0** **Injury of lateral plantar nerve**
- S94.1** **Injury of medial plantar nerve**
- S94.2** **Injury of deep peroneal nerve at ankle and foot level**
Terminal, lateral branch of deep peroneal nerve
- S94.3** **Injury of cutaneous sensory nerve at ankle and foot level**
- S94.7** **Injury of multiple nerves at ankle and foot level**
- S94.8** **Injury of other nerves at ankle and foot level**
- S94.9** **Injury of unspecified nerve at ankle and foot level**
- S95** **Injury of blood vessels at ankle and foot level**
Excludes: injury of posterior tibial artery and vein (S85.-)
- S95.0** **Injury of dorsal artery of foot**
- S95.1** **Injury of plantar artery of foot**

INTERNATIONAL CLASSIFICATION OF DISEASES

- S95.2** Injury of dorsal vein of foot
- S95.7** Injury of multiple blood vessels at ankle and foot level
- S95.8** Injury of other blood vessels at ankle and foot level
- S95.9** Injury of unspecified blood vessel at ankle and foot level
- S96** Injury of muscle and tendon at ankle and foot level
Excludes: injury of Achilles tendon (S86.0)
- S96.0** Injury of muscle and tendon of long flexor muscle of toe at ankle and foot level
- S96.1** Injury of muscle and tendon of long extensor muscle of toe at ankle and foot level
- S96.2** Injury of intrinsic muscle and tendon at ankle and foot level
- S96.7** Injury of multiple muscles and tendons at ankle and foot level
- S96.8** Injury of other muscles and tendons at ankle and foot level
- S96.9** Injury of unspecified muscle and tendon at ankle and foot level
- S97** Crushing injury of ankle and foot
- S97.0** Crushing injury of ankle
- S97.1** Crushing injury of toe(s)
- S97.8** Crushing injury of other parts of ankle and foot
Crushing injury of foot NOS
- S98** Traumatic amputation of ankle and foot
- S98.0** Traumatic amputation of foot at ankle level
- S98.1** Traumatic amputation of one toe

INJURY, POISONING AND CERTAIN OTHER CONSEQUENCES OF EXTERNAL CAUSES

- S98.2** **Traumatic amputation of two or more toes**
- S98.3** **Traumatic amputation of other parts of foot**
Combined traumatic amputation of toe(s) and other parts of foot
- S98.4** **Traumatic amputation of foot, level unspecified**
- S99** **Other and unspecified injuries of ankle and foot**
- S99.7** **Multiple injuries of ankle and foot**
Injuries classifiable to more than one of the categories S90-S98
- S99.8** **Other specified injuries of ankle and foot**
- S99.9** **Unspecified injury of ankle and foot**

**Injuries involving multiple body regions
(T00-T07)**

Includes: bilateral involvement of limbs of the same body region
injuries by type involving two or more body regions classifiable within S00-S99

Excludes: burns and corrosions (T20-T32)
frostbite (T33-T35)
insect bite or sting, venomous (T63.4)
multiple injuries involving only one body region - see S-section
sunburn (L55.-)

T00

Superficial injuries involving multiple body regions

T00.0 Superficial injuries involving head with neck
Superficial injuries of sites classifiable to S00.- and S10.-

Excludes: with involvement of other body region(s) (T00.8)

T00.1 Superficial injuries involving thorax with abdomen, lower back and pelvis
Superficial injuries of sites classifiable to S20.-, S30.- and T09.0

Excludes: with involvement of other body region(s) (T00.8)

T00.2 Superficial injuries involving multiple regions of upper limb(s)
Superficial injuries of sites classifiable to S40.-, S50.-, S60.- and T11.0

Excludes: with involvement of:

- lower limb(s) (T00.6)
- thorax, abdomen, lower back and pelvis (T00.8)

T00.3 Superficial injuries involving multiple regions of lower limb(s)
Superficial injuries of sites classifiable to S70.-, S80.-, S90.- and T13.0

Excludes: with involvement of:

- thorax, abdomen, lower back and pelvis (T00.8)
- upper limb(s) (T00.6)

INJURY, POISONING AND CERTAIN OTHER CONSEQUENCES OF EXTERNAL CAUSES

- T00.6 Superficial injuries involving multiple regions of upper limb(s) with lower limb(s)**
Superficial injuries of sites classifiable to T00.2 and T00.3
- Excludes:* with involvement of thorax, abdomen, lower back and pelvis (T00.8)
- T00.8 Superficial injuries involving other combinations of body regions**
- T00.9 Multiple superficial injuries, unspecified**
Multiple:
- abrasions
 - blisters (nonthermal)
 - bruises
 - contusions
 - haematomas
 - insect bites (nonvenomous)
- } NOS
- T01 Open wounds involving multiple body regions**
Excludes: traumatic amputations involving multiple body regions (T05.-)
- T01.0 Open wounds involving head with neck**
Open wounds of sites classifiable to S01.- and S11.-
- Excludes:* with involvement of other body region(s) (T01.8)
- T01.1 Open wounds involving thorax with abdomen, lower back and pelvis**
Open wounds of sites classifiable to S21.-, S31.- and T09.1
- Excludes:* with involvement of other body region(s) (T01.8)
- T01.2 Open wounds involving multiple regions of upper limb(s)**
Open wounds of sites classifiable to S41.-, S51.-, S61.- and T11.1
- Excludes:* with involvement of:
- lower limb(s) (T01.6)
 - thorax, abdomen, lower back and pelvis (T01.8)

T01.3 **Open wounds involving multiple regions of lower limb(s)**
Open wounds of sites classifiable to S71.-, S81.-, S91.- and T13.1

Excludes: with involvement of:

- thorax, abdomen, lower back and pelvis (T01.8)
- upper limb(s) (T01.6)

T01.6 **Open wounds involving multiple regions of upper limb(s) with lower limb(s)**
Open wounds of sites classifiable to T01.2 and T01.3

Excludes: with involvement of thorax, abdomen, lower back and pelvis (T01.8)

T01.8 **Open wounds involving other combinations of body regions**

T01.9 **Multiple open wounds, unspecified**

Multiple:

- animal bites
- cuts
- lacerations
- puncture wounds

} NOS

T02 **Fractures involving multiple body regions**

The following subdivisions are provided for optional use in a supplementary character position where it is not possible or not desired to use multiple coding to identify fracture and open wound; a fracture not indicated as closed or open should be classified as closed.

0 closed
1 open

T02.0 **Fractures involving head with neck**
Fractures of sites classifiable to S02.- and S12.-

Excludes: with involvement of other body region(s) (T02.8)

T02.1 **Fractures involving thorax with lower back and pelvis**
Fractures of sites classifiable to S22.-, S32.- and T08

Excludes: when combined with fractures of:

- limb(s) (T02.7)
- other body region(s) (T02.8)

INJURY, POISONING AND CERTAIN OTHER CONSEQUENCES OF EXTERNAL CAUSES

- T02.2 Fractures involving multiple regions of one upper limb**
Fractures of sites classifiable to S42.-, S52.-, S62.- and T10 of one upper limb
- Excludes:* when combined with fractures of:
- lower limb(s) (T02.6)
 - other upper limb (T02.4)
 - thorax, lower back and pelvis (T02.7)
- T02.3 Fractures involving multiple regions of one lower limb**
Fractures of sites classifiable to S72.-, S82.-, S92.- and T12 of one lower limb
- Excludes:* when combined with fractures of:
- other lower limb (T02.5)
 - thorax, lower back and pelvis (T02.7)
 - upper limb(s) (T02.6)
- T02.4 Fractures involving multiple regions of both upper limbs**
Fractures of sites classifiable to S42.-, S52.-, S62.- and T10 specified as bilateral
- Excludes:* when combined with fractures of:
- lower limb(s) (T02.6)
 - thorax, lower back and pelvis (T02.7)
- T02.5 Fractures involving multiple regions of both lower limbs**
Fractures of sites classifiable to S72.-, S82.-, S92.- and T12 specified as bilateral
- Excludes:* when combined with fractures of:
- thorax, lower back and pelvis (T02.7)
 - upper limb(s) (T02.6)
- T02.6 Fractures involving multiple regions of upper limb(s) with lower limb(s)**
Excludes: when combined with fractures of thorax, lower back and pelvis (T02.7)
- T02.7 Fractures involving thorax with lower back and pelvis with limb(s)**
- T02.8 Fractures involving other combinations of body regions**
- T02.9 Multiple fractures, unspecified**

- T03** **Dislocations, sprains and strains involving multiple body regions**
- T03.0** **Dislocations, sprains and strains involving head with neck**
Dislocations, sprains and strains of sites classifiable to S03.- and S13.-
- Excludes:* when combined with dislocations, sprains and strains of other body region(s) (T03.8)
- T03.1** **Dislocations, sprains and strains involving thorax with lower back and pelvis**
Dislocations, sprains and strains of sites classifiable to S23.-, S33.- and T09.2
- Excludes:* when combined with dislocations, sprains and strains of other body region(s) (T03.8)
- T03.2** **Dislocations, sprains and strains involving multiple regions of upper limb(s)**
Dislocations, sprains and strains of sites classifiable to S43.-, S53.-, S63.- and T11.2
- Excludes:* when combined with dislocations, sprains and strains of:
- lower limb(s) (T03.4)
 - thorax, lower back and pelvis (T03.8)
- T03.3** **Dislocations, sprains and strains involving multiple regions of lower limb(s)**
Dislocations, sprains and strains of sites classifiable to S73.-, S83.-, S93.- and T13.2
- Excludes:* when combined with dislocations, sprains and strains of:
- thorax, lower back and pelvis (T03.8)
 - upper limb(s) (T03.4)
- T03.4** **Dislocations, sprains and strains involving multiple regions of upper limb(s) with lower limb(s)**
Excludes: when combined with dislocations, sprains and strains of thorax, lower back and pelvis (T03.8)
- T03.8** **Dislocations, sprains and strains involving other combinations of body regions**
- T03.9** **Multiple dislocations, sprains and strains, unspecified**

INJURY, POISONING AND CERTAIN OTHER CONSEQUENCES OF EXTERNAL CAUSES

T04

Crushing injuries involving multiple body regions

T04.0

Crushing injuries involving head with neck

Crushing injuries of sites classifiable to S07.- and S17.-

Excludes: with involvement of other body region(s) (T04.8)

T04.1

Crushing injuries involving thorax with abdomen, lower back and pelvis

Crushing injury of:

- sites classifiable to S28.- and S38.-
- trunk NOS

Excludes: with involvement of:

- limbs (T04.7)
- other body regions (T04.8)

T04.2

Crushing injuries involving multiple regions of upper limb(s)

Crushing injury of:

- sites classifiable to S47.-, S57.- and S67.-
- upper limb NOS

Excludes: with involvement of:

- lower limb(s) (T04.4)
- thorax, abdomen, lower back and pelvis (T04.7)

T04.3

Crushing injuries involving multiple regions of lower limb(s)

Crushing injury of:

- lower limb NOS
- sites classifiable to S77.-, S87.- and S97.-

Excludes: with involvement of:

- thorax, abdomen, lower back and pelvis (T04.7)
- upper limb(s) (T04.4)

T04.4

Crushing injuries involving multiple regions of upper limb(s) with lower limb(s)

Excludes: with involvement of thorax, abdomen, lower back and pelvis (T04.7)

INTERNATIONAL CLASSIFICATION OF DISEASES

- T04.7** **Crushing injuries of thorax with abdomen, lower back and pelvis with limb(s)**
- T04.8** **Crushing injuries involving other combinations of body regions**
- T04.9** **Multiple crushing injuries, unspecified**
- T05** **Traumatic amputations involving multiple body regions**
Includes: avulsion involving multiple body regions
- Excludes:* decapitation (S18)
 open wounds involving multiple body regions (T01.-)
 traumatic amputation of:
- arm NOS (T11.6)
 - leg NOS (T13.6)
 - trunk NOS (T09.6)
- T05.0** **Traumatic amputation of both hands**
- T05.1** **Traumatic amputation of one hand and other arm [any level, except hand]**
- T05.2** **Traumatic amputation of both arms [any level]**
- T05.3** **Traumatic amputation of both feet**
- T05.4** **Traumatic amputation of one foot and other leg [any level, except foot]**
- T05.5** **Traumatic amputation of both legs [any level]**
- T05.6** **Traumatic amputation of upper and lower limbs, any combination [any level]**
- T05.8** **Traumatic amputations involving other combinations of body regions**
 Transection of:
- abdomen
 - thorax
- T05.9** **Multiple traumatic amputations, unspecified**

INJURY, POISONING AND CERTAIN OTHER CONSEQUENCES OF EXTERNAL CAUSES

T06

Other injuries involving multiple body regions, not elsewhere classified

T06.0

Injuries of brain and cranial nerves with injuries of nerves and spinal cord at neck level

Injuries classifiable to S04.- and S06.- with injuries classifiable to S14.-

T06.1

Injuries of nerves and spinal cord involving other multiple body regions

T06.2

Injuries of nerves involving multiple body regions

Multiple injuries of nerves NOS

Excludes: with spinal cord involvement (T06.0-T06.1)

T06.3

Injuries of blood vessels involving multiple body regions

T06.4

Injuries of muscles and tendons involving multiple body regions

T06.5

Injuries of intrathoracic organs with intra-abdominal and pelvic organs

T06.8

Other specified injuries involving multiple body regions

T07

Unspecified multiple injuries

Excludes: injury NOS (T14.9)

**Injuries to unspecified part of trunk, limb or body region
(T08-T14)**

Excludes: burns and corrosions (T20-T32)
frostbite (T33-T35)
injuries involving multiple body regions (T00-T07)
insect bite or sting, venomous (T63.4)

T08

Fracture of spine, level unspecified

The following subdivisions are provided for optional use in a supplementary character position where it is not possible or not desired to use multiple coding to identify fracture and open wound; a fracture not indicated as closed or open should be classified as closed.

0 closed
1 open

Excludes: multiple fractures of spine, level unspecified (T02.1)

T09

Other injuries of spine and trunk, level unspecified

Excludes: crushing injury of trunk NOS (T04.1)
multiple injuries of trunk (T00-T06)
transection of trunk (T05.8)

T09.0

Superficial injury of trunk, level unspecified

T09.1

Open wound of trunk, level unspecified

T09.2

Dislocation, sprain and strain of unspecified joint and ligament of trunk

T09.3

Injury of spinal cord, level unspecified

T09.4

Injury of unspecified nerve, spinal nerve root and plexus of trunk

T09.5

Injury of unspecified muscle and tendon of trunk

T09.6

Traumatic amputation of trunk, level unspecified

T09.8

Other specified injuries of trunk, level unspecified

T09.9

Unspecified injury of trunk, level unspecified

INJURY, POISONING AND CERTAIN OTHER CONSEQUENCES OF EXTERNAL CAUSES

T10

Fracture of upper limb, level unspecified

Broken arm NOS

Fracture of arm NOS

The following subdivisions are provided for optional use in a supplementary character position where it is not possible or not desired to use multiple coding to identify fracture and open wound; a fracture not indicated as closed or open should be classified as closed.

0 closed

1 open

Excludes: multiple fractures of arm, level unspecified (T02.-)

T11

Other injuries of upper limb, level unspecified

Excludes: crushing injury of upper limb NOS (T04.2)

fracture of upper limb, level unspecified (T10)

injuries involving multiple body regions (T00-T06)

T11.0

Superficial injury of upper limb, level unspecified

T11.1

Open wound of upper limb, level unspecified

T11.2

Dislocation, sprain and strain of unspecified joint and ligament of upper limb, level unspecified

T11.3

Injury of unspecified nerve of upper limb, level unspecified

T11.4

Injury of unspecified blood vessel of upper limb, level unspecified

T11.5

Injury of unspecified muscle and tendon of upper limb, level unspecified

T11.6

Traumatic amputation of upper limb, level unspecified

Traumatic amputation of arm NOS

T11.8

Other specified injuries of upper limb, level unspecified

T11.9

Unspecified injury of upper limb, level unspecified

Injury of arm NOS

T12

Fracture of lower limb, level unspecified

Broken leg NOS
Fracture of leg NOS

The following subdivisions are provided for optional use in a supplementary character position where it is not possible or not desired to use multiple coding to identify fracture and open wound; a fracture not indicated as closed or open should be classified as closed.

0 closed
1 open

Excludes: multiple fractures of leg, level unspecified (T02.-)

T13

Other injuries of lower limb, level unspecified

Excludes: crushing injury of lower limb NOS (T04.3)
fracture of lower limb, level unspecified (T12)
injuries involving multiple body regions (T00-T06)

T13.0

Superficial injury of lower limb, level unspecified

T13.1

Open wound of lower limb, level unspecified

T13.2

Dislocation, sprain and strain of unspecified joint and ligament of lower limb, level unspecified

T13.3

Injury of unspecified nerve of lower limb, level unspecified

T13.4

Injury of unspecified blood vessel of lower limb, level unspecified

T13.5

Injury of unspecified muscle and tendon of lower limb, level unspecified

T13.6

Traumatic amputation of lower limb, level unspecified
Traumatic amputation of leg NOS

T13.8

Other specified injuries of lower limb, level unspecified

T13.9

Unspecified injury of lower limb, level unspecified
Injury of leg NOS

INJURY, POISONING AND CERTAIN OTHER CONSEQUENCES OF EXTERNAL CAUSES

T14

Injury of unspecified body region

Excludes: injuries involving multiple body regions (T00-T07)

T14.0

Superficial injury of unspecified body region

Abrasion
Blister (nonthermal)
Bruise
Contusion
Haematoma
Injury from superficial foreign body
(splinter) without major open wound
Insect bite (nonvenomous)
Superficial injury

} NOS

Excludes: multiple superficial injuries NOS (T00.9)

T14.1

Open wound of unspecified body region

Animal bite
Cut
Laceration
Open wound
Puncture wound with (penetrating) foreign body

} NOS

Excludes: multiple:

- open wounds NOS (T01.9)
- traumatic amputations NOS (T05.9)

traumatic amputation NOS (T14.7)

T14.2 Fracture of unspecified body region

The following subdivisions are provided for optional use in a supplementary character position where it is not possible or not desired to use multiple coding to identify fracture and open wound; a fracture not indicated as closed or open should be classified as closed.

- 0 closed
- 1 open

Fracture:

- NOS
- closed NOS
- dislocated NOS
- displaced NOS
- open NOS

Excludes: multiple fractures NOS (T02.9)

T14.3 Dislocation, sprain and strain of unspecified body region

Avulsion
Laceration
Sprain
Strain
Traumatic:
• haemarthrosis
• rupture
• subluxation
• tear

} of { joint (capsule)
ligament } NOS

Excludes: multiple dislocations, sprains and strains NOS (T03.9)

T14.4 Injury of nerve(s) of unspecified body region

Injury of nerve
Traumatic:
• division of nerve
• haematomyelia
• paralysis (transient)

} NOS

Excludes: multiple injuries of nerves NOS (T06.2)

INJURY, POISONING AND CERTAIN OTHER CONSEQUENCES OF EXTERNAL CAUSES

T14.5 Injury of blood vessel(s) of unspecified body region

Avulsion
Cut
Injury
Laceration
Traumatic:
• aneurysm or fistula (arteriovenous)
• arterial haematoma
• rupture

} of blood vessel(s) NOS

Excludes: multiple injuries of blood vessels NOS (T06.3)

T14.6 Injury of muscles and tendons of unspecified body region

Avulsion
Cut
Injury
Laceration
Traumatic rupture

} of muscle(s) NOS and tendon(s) NOS

Excludes: multiple injuries of tendons and muscles NOS (T06.4)

T14.7 Crushing injury and traumatic amputation of unspecified body region

Crushing injury NOS
Traumatic amputation NOS

Excludes: multiple:
• crushing injuries NOS (T04.9)
• traumatic amputations NOS (T05.9)

T14.8 Other injuries of unspecified body region

T14.9 Injury, unspecified

Excludes: multiple injuries NOS (T07)

**Effects of foreign body entering through natural orifice
(T15-T19)**

Excludes: foreign body:

- accidentally left in operation wound (T81.5)
- in puncture wound - see open wound by body region
- residual, in soft tissue (M79.5)

splinter, without major open wound - see superficial injury by body region

T15 Foreign body on external eye

Excludes: foreign body in penetrating wound of:

- orbit and eyeball (S05.4-S05.5)
- retained (old) (H05.5, H44.6-H44.7)

retained foreign body in eyelid (H02.8)

T15.0 Foreign body in cornea

T15.1 Foreign body in conjunctival sac

T15.8 Foreign body in other and multiple parts of external eye
Foreign body in lacrimal punctum

T15.9 Foreign body on external eye, part unspecified

T16 Foreign body in ear
Auditory canal

T17 Foreign body in respiratory tract
Includes: asphyxia due to foreign body
choked on:

- food (regurgitated)
- phlegm

inhalation of liquid or vomitus NOS

T17.0 Foreign body in nasal sinus

T17.1 Foreign body in nostril
Nose NOS

INJURY, POISONING AND CERTAIN OTHER CONSEQUENCES OF EXTERNAL CAUSES

- T17.2 Foreign body in pharynx**
Nasopharynx
Throat NOS
- T17.3 Foreign body in larynx**
- T17.4 Foreign body in trachea**
- T17.5 Foreign body in bronchus**
- T17.8 Foreign body in other and multiple parts of respiratory tract**
Bronchioles
Lung
- T17.9 Foreign body in respiratory tract, part unspecified**
- T18 Foreign body in alimentary tract**
Excludes: foreign body in pharynx (T17.2)
- T18.0 Foreign body in mouth**
- T18.1 Foreign body in oesophagus**
- T18.2 Foreign body in stomach**
- T18.3 Foreign body in small intestine**
- T18.4 Foreign body in colon**
- T18.5 Foreign body in anus and rectum**
Rectosigmoid (junction)
- T18.8 Foreign body in other and multiple parts of alimentary tract**
- T18.9 Foreign body in alimentary tract, part unspecified**
Digestive system NOS
Swallowed foreign body NOS

T19

Foreign body in genitourinary tract

Excludes: contraceptive device (intrauterine)(vaginal):

- mechanical complication of (T83.3)
- presence of (Z97.5)

T19.0 Foreign body in urethra

T19.1 Foreign body in bladder

T19.2 Foreign body in vulva and vagina

T19.3 Foreign body in uterus [any part]

T19.8 Foreign body in other and multiple parts of genitourinary tract

T19.9 Foreign body in genitourinary tract, part unspecified

Burns and corrosions

(T20-T32)

Includes: burns (thermal) from:

- electrical heating appliances
- electricity
- flame
- friction
- hot air and hot gases
- hot objects
- lightning
- radiation

chemical burns [corrosions] (external)(internal)
scalds

Excludes: erythema [dermatitis] ab igne (L59.0)
radiation-related disorders of the skin and subcutaneous tissue (L55-L59)
sunburn (L55.-)

**Burns and corrosions of external body surface, specified by site
(T20-T25)**

- Includes:** burns and corrosions of:
- first degree [erythema]
 - second degree [blisters] [epidermal loss]
 - third degree [deep necrosis of underlying tissue] [full-thickness skin loss]

T20

Burn and corrosion of head and neck

- Includes:** ear [any part]
eye with other parts of face, head and neck
lip
nose (septum)
scalp [any part]
temple (region)

- Excludes:** burn and corrosion (of):
- confined to eye and adnexa (T26.-)
 - mouth and pharynx (T28.-)

- T20.0** Burn of unspecified degree of head and neck
- T20.1** Burn of first degree of head and neck
- T20.2** Burn of second degree of head and neck
- T20.3** Burn of third degree of head and neck
- T20.4** Corrosion of unspecified degree of head and neck
- T20.5** Corrosion of first degree of head and neck
- T20.6** Corrosion of second degree of head and neck
- T20.7** Corrosion of third degree of head and neck

T21

Burn and corrosion of trunk

Includes: abdominal wall
anus
back [any part]
breast
buttock
chest wall
flank
groin
interscapular region
labium (majus)(minus)
penis
perineum
scrotum
testis
vulva

Excludes: burn and corrosion of:
• axilla (T22.-)
• scapular region (T22.-)

- T21.0** Burn of unspecified degree of trunk
- T21.1** Burn of first degree of trunk
- T21.2** Burn of second degree of trunk
- T21.3** Burn of third degree of trunk
- T21.4** Corrosion of unspecified degree of trunk
- T21.5** Corrosion of first degree of trunk
- T21.6** Corrosion of second degree of trunk
- T21.7** Corrosion of third degree of trunk

INJURY, POISONING AND CERTAIN OTHER CONSEQUENCES OF EXTERNAL CAUSES

T22

Burn and corrosion of shoulder and upper limb, except wrist and hand

Includes: arm [any part, except wrist and hand alone]
axilla
scapular region

Excludes: burn and corrosion of:
• interscapular region (T21.-)
• wrist and hand alone (T23.-)

T22.0 Burn of unspecified degree of shoulder and upper limb, except wrist and hand

T22.1 Burn of first degree of shoulder and upper limb, except wrist and hand

T22.2 Burn of second degree of shoulder and upper limb, except wrist and hand

T22.3 Burn of third degree of shoulder and upper limb, except wrist and hand

T22.4 Corrosion of unspecified degree of shoulder and upper limb, except wrist and hand

T22.5 Corrosion of first degree of shoulder and upper limb, except wrist and hand

T22.6 Corrosion of second degree of shoulder and upper limb, except wrist and hand

T22.7 Corrosion of third degree of shoulder and upper limb, except wrist and hand

T23

Burn and corrosion of wrist and hand

Includes: finger (nail)
palm
thumb (nail)

T23.0 Burn of unspecified degree of wrist and hand

T23.1 Burn of first degree of wrist and hand

T23.2 Burn of second degree of wrist and hand

T23.3 Burn of third degree of wrist and hand

INTERNATIONAL CLASSIFICATION OF DISEASES

T23.4 Corrosion of unspecified degree of wrist and hand

T23.5 Corrosion of first degree of wrist and hand

T23.6 Corrosion of second degree of wrist and hand

T23.7 Corrosion of third degree of wrist and hand

T24 Burn and corrosion of hip and lower limb, except ankle and foot

Includes: leg [any part, except ankle and foot alone]

Excludes: burn and corrosion of ankle and foot alone (T25.-)

T24.0 Burn of unspecified degree of hip and lower limb, except ankle and foot

T24.1 Burn of first degree of hip and lower limb, except ankle and foot

T24.2 Burn of second degree of hip and lower limb, except ankle and foot

T24.3 Burn of third degree of hip and lower limb, except ankle and foot

T24.4 Corrosion of unspecified degree of hip and lower limb, except ankle and foot

T24.5 Corrosion of first degree of hip and lower limb, except ankle and foot

T24.6 Corrosion of second degree of hip and lower limb, except ankle and foot

T24.7 Corrosion of third degree of hip and lower limb, except ankle and foot

T25 Burn and corrosion of ankle and foot

Includes: toe(s)

T25.0 Burn of unspecified degree of ankle and foot

T25.1 Burn of first degree of ankle and foot

T25.2 Burn of second degree of ankle and foot

T25.3 Burn of third degree of ankle and foot

INJURY, POISONING AND CERTAIN OTHER CONSEQUENCES OF EXTERNAL CAUSES

T25.4 Corrosion of unspecified degree of ankle and foot

T25.5 Corrosion of first degree of ankle and foot

T25.6 Corrosion of second degree of ankle and foot

T25.7 Corrosion of third degree of ankle and foot

**Burns and corrosions confined to eye and internal organs
(T26-T28)**

T26 Burn and corrosion confined to eye and adnexa

T26.0 Burn of eyelid and periocular area

T26.1 Burn of cornea and conjunctival sac

T26.2 Burn with resulting rupture and destruction of eyeball

T26.3 Burn of other parts of eye and adnexa

T26.4 Burn of eye and adnexa, part unspecified

T26.5 Corrosion of eyelid and periocular area

T26.6 Corrosion of cornea and conjunctival sac

T26.7 Corrosion with resulting rupture and destruction of eyeball

T26.8 Corrosion of other parts of eye and adnexa

T26.9 Corrosion of eye and adnexa, part unspecified

T27 Burn and corrosion of respiratory tract

T27.0 Burn of larynx and trachea

T27.1 Burn involving larynx and trachea with lung
Excludes: blast injury syndrome (T70.8)

INTERNATIONAL CLASSIFICATION OF DISEASES

- T27.2** **Burn of other parts of respiratory tract**
Thoracic cavity
- T27.3** **Burn of respiratory tract, part unspecified**
- T27.4** **Corrosion of larynx and trachea**
- T27.5** **Corrosion involving larynx and trachea with lung**
- T27.6** **Corrosion of other parts of respiratory tract**
- T27.7** **Corrosion of respiratory tract, part unspecified**
- T28** **Burn and corrosion of other internal organs**
- T28.0** **Burn of mouth and pharynx**
- T28.1** **Burn of oesophagus**
- T28.2** **Burn of other parts of alimentary tract**
- T28.3** **Burn of internal genitourinary organs**
- T28.4** **Burn of other and unspecified internal organs**
- T28.5** **Corrosion of mouth and pharynx**
- T28.6** **Corrosion of oesophagus**
- T28.7** **Corrosion of other parts of alimentary tract**
- T28.8** **Corrosion of internal genitourinary organs**
- T28.9** **Corrosion of other and unspecified internal organs**

INJURY, POISONING AND CERTAIN OTHER CONSEQUENCES OF EXTERNAL CAUSES

**Burns and corrosions of multiple and unspecified body regions
(T29-T32)**

T29

Burns and corrosions of multiple body regions

Includes: burns and corrosions classifiable to more than one of the categories
T20-T28

T29.0

Burns of multiple regions, unspecified degree

Multiple burns NOS

T29.1

Burns of multiple regions, no more than first-degree burns mentioned

T29.2

Burns of multiple regions, no more than second-degree burns mentioned

T29.3

Burns of multiple regions, at least one burn of third degree mentioned

T29.4

Corrosions of multiple regions, unspecified degree

Multiple corrosions NOS

T29.5

Corrosions of multiple regions, no more than first-degree corrosions mentioned

T29.6

Corrosions of multiple regions, no more than second-degree corrosions mentioned

T29.7

Corrosions of multiple regions, at least one corrosion of third degree mentioned

T30

Burn and corrosion, body region unspecified

Excludes: burn and corrosion with statement of the extent of body surface involved (T31-T32)

T30.0

Burn of unspecified body region, unspecified degree

Burn NOS

T30.1

Burn of first degree, body region unspecified

First-degree burn NOS

T30.2

Burn of second degree, body region unspecified

Second-degree burn NOS

INTERNATIONAL CLASSIFICATION OF DISEASES

- T30.3** **Burn of third degree, body region unspecified**
Third-degree burn NOS
- T30.4** **Corrosion of unspecified body region, unspecified degree**
Corrosion NOS
- T30.5** **Corrosion of first degree, body region unspecified**
First-degree corrosion NOS
- T30.6** **Corrosion of second degree, body region unspecified**
Second-degree corrosion NOS
- T30.7** **Corrosion of third degree, body region unspecified**
Third-degree corrosion NOS

T31

Burns classified according to extent of body surface involved

Note: This category is to be used as the primary code only when the site of the burn is unspecified. It may be used as a supplementary code, if desired, with categories T20-T29 when the site is specified.

- T31.0** **Burns involving less than 10% of body surface**
- T31.1** **Burns involving 10-19% of body surface**
- T31.2** **Burns involving 20-29% of body surface**
- T31.3** **Burns involving 30-39% of body surface**
- T31.4** **Burns involving 40-49% of body surface**
- T31.5** **Burns involving 50-59% of body surface**
- T31.6** **Burns involving 60-69% of body surface**
- T31.7** **Burns involving 70-79% of body surface**
- T31.8** **Burns involving 80-89% of body surface**
- T31.9** **Burns involving 90% or more of body surface**

INJURY, POISONING AND CERTAIN OTHER CONSEQUENCES OF EXTERNAL CAUSES

T32

Corrosions classified according to extent of body surface involved

Note: This category is to be used as the primary code only when the site of the corrosion is unspecified. It may be used as a supplementary code, if desired, with categories T20-T29 when the site is specified.

- T32.0 Corrosions involving less than 10% of body surface
- T32.1 Corrosions involving 10-19% of body surface
- T32.2 Corrosions involving 20-29% of body surface
- T32.3 Corrosions involving 30-39% of body surface
- T32.4 Corrosions involving 40-49% of body surface
- T32.5 Corrosions involving 50-59% of body surface
- T32.6 Corrosions involving 60-69% of body surface
- T32.7 Corrosions involving 70-79% of body surface
- T32.8 Corrosions involving 80-89% of body surface
- T32.9 Corrosions involving 90% or more of body surface

**Frostbite
(T33-T35)**

Excludes: hypothermia and other effects of reduced temperature (T68-T69)

T33

Superficial frostbite

Includes: frostbite with partial-thickness skin loss

Excludes: superficial frostbite involving multiple body regions (T35.0)

- T33.0 Superficial frostbite of head
- T33.1 Superficial frostbite of neck

INTERNATIONAL CLASSIFICATION OF DISEASES

- T33.2** Superficial frostbite of thorax
- T33.3** Superficial frostbite of abdominal wall, lower back and pelvis
- T33.4** Superficial frostbite of arm
Excludes: superficial frostbite of wrist and hand alone (T33.5)
- T33.5** Superficial frostbite of wrist and hand
- T33.6** Superficial frostbite of hip and thigh
- T33.7** Superficial frostbite of knee and lower leg
Excludes: superficial frostbite of ankle and foot alone (T33.8)
- T33.8** Superficial frostbite of ankle and foot
- T33.9** Superficial frostbite of other and unspecified sites
Superficial frostbite (of):
- NOS
 - leg NOS
 - trunk NOS
- T34** Frostbite with tissue necrosis
Excludes: frostbite with tissue necrosis involving multiple body regions (T35.1)
- T34.0** Frostbite with tissue necrosis of head
- T34.1** Frostbite with tissue necrosis of neck
- T34.2** Frostbite with tissue necrosis of thorax
- T34.3** Frostbite with tissue necrosis of abdominal wall, lower back and pelvis
- T34.4** Frostbite with tissue necrosis of arm
Excludes: frostbite with tissue necrosis of wrist and hand alone (T34.5)
- T34.5** Frostbite with tissue necrosis of wrist and hand
- T34.6** Frostbite with tissue necrosis of hip and thigh

INJURY, POISONING AND CERTAIN OTHER CONSEQUENCES OF EXTERNAL CAUSES

- T34.7** **Frostbite with tissue necrosis of knee and lower leg**
Excludes: frostbite with tissue necrosis of ankle and foot alone (T34.8)
- T34.8** **Frostbite with tissue necrosis of ankle and foot**
- T34.9** **Frostbite with tissue necrosis of other and unspecified sites**
Frostbite with tissue necrosis (of):
- NOS
 - leg NOS
 - trunk NOS
- T35** **Frostbite involving multiple body regions and unspecified frostbite**
- T35.0** **Superficial frostbite involving multiple body regions**
Multiple superficial frostbite NOS
- T35.1** **Frostbite with tissue necrosis involving multiple body regions**
Multiple frostbite with tissue necrosis NOS
- T35.2** **Unspecified frostbite of head and neck**
- T35.3** **Unspecified frostbite of thorax, abdomen, lower back and pelvis**
Frostbite of trunk NOS
- T35.4** **Unspecified frostbite of upper limb**
- T35.5** **Unspecified frostbite of lower limb**
- T35.6** **Unspecified frostbite involving multiple body regions**
Multiple frostbite NOS
- T35.7** **Unspecified frostbite of unspecified site**
Frostbite NOS

**Poisoning by drugs, medicaments and biological substances
(T36-T50)**

Includes: overdose of these substances
wrong substance given or taken in error

Excludes: abuse of non-dependence-producing substances (F55)
adverse effects ["hypersensitivity", "reaction", etc.] of correct substance properly administered; such cases are to be classified according to the nature of the adverse effect, such as:

- aspirin gastritis (K29.-)
- blood disorders (D50-D76)
- dermatitis:
 - contact (L23-L25)
 - due to substances taken internally (L27.-)
- nephropathy (N14.0-N14.2)
- unspecified adverse effect of drug (T88.7)

drug reaction and poisoning affecting the fetus and newborn (P00-P96)
intoxication meaning inebriation (F10-F19)
pathological drug intoxication (F10-F19)

T36

Poisoning by systemic antibiotics

Excludes: antibiotics:

- antineoplastic (T45.1)
- locally applied NEC (T49.0)
- topically used for:
 - ear, nose and throat (T49.6)
 - eye (T49.5)

T36.0 Penicillins

T36.1 Cefalosporins and other β -lactam antibiotics

T36.2 Chloramphenicol group

T36.3 Macrolides

T36.4 Tetracyclines

INJURY, POISONING AND CERTAIN OTHER CONSEQUENCES OF EXTERNAL CAUSES

- T36.5** **Aminoglycosides**
Streptomycin
- T36.6** **Rifamycins**
- T36.7** **Antifungal antibiotics, systemically used**
- T36.8** **Other systemic antibiotics**
- T36.9** **Systemic antibiotic, unspecified**
- T37** **Poisoning by other systemic anti-infectives and antiparasitics**
Excludes: anti-infectives:
 - locally applied NEC (T49.0)
 - topically used (for):
 - ear, nose and throat (T49.6)
 - eye (T49.5)
- T37.0** **Sulfonamides**
- T37.1** **Antimycobacterial drugs**
Excludes: rifamycins (T36.6)
streptomycin (T36.5)
- T37.2** **Antimalarials and drugs acting on other blood protozoa**
Excludes: hydroxyquinoline derivatives (T37.8)
- T37.3** **Other antiprotozoal drugs**
- T37.4** **Anthelmintics**
- T37.5** **Antiviral drugs**
Excludes: amantadine (T42.8)
cytarabine (T45.1)
- T37.8** **Other specified systemic anti-infectives and antiparasitics**
Hydroxyquinoline derivatives

Excludes: antimalarial drugs (T37.2)
- T37.9** **Systemic anti-infective and antiparasitic, unspecified**

- T38** **Poisoning by hormones and their synthetic substitutes and antagonists, not elsewhere classified**
Excludes: mineralocorticoids and their antagonists (T50.0)
 oxytocic hormones (T48.0)
 parathyroid hormones and derivatives (T50.9)
- T38.0** **Glucocorticoids and synthetic analogues**
Excludes: glucocorticoids, topically used (T49.-)
- T38.1** **Thyroid hormones and substitutes**
- T38.2** **Antithyroid drugs**
- T38.3** **Insulin and oral hypoglycaemic [antidiabetic] drugs**
- T38.4** **Oral contraceptives**
Multiple-and single-ingredient preparations
- T38.5** **Other estrogens and progestogens**
Mixtures and substitutes
- T38.6** **Antigonadotrophins, antiestrogens, antiandrogens, not elsewhere classified**
Tamoxifen
- T38.7** **Androgens and anabolic congeners**
- T38.8** **Other and unspecified hormones and their synthetic substitutes**
Anterior pituitary [adenohypophyseal] hormones
- T38.9** **Other and unspecified hormone antagonists**
- T39** **Poisoning by nonopioid analgesics, antipyretics and antirheumatics**
- T39.0** **Salicylates**
- T39.1** **4-Aminophenol derivatives**
- T39.2** **Pyrazolone derivatives**
- T39.3** **Other nonsteroidal anti-inflammatory drugs [NSAID]**

INJURY, POISONING AND CERTAIN OTHER CONSEQUENCES OF EXTERNAL CAUSES

- T39.4** **Antirheumatics, not elsewhere classified**
Excludes: glucocorticoids (T38.0)
 salicylates (T39.0)
- T39.8** **Other nonopioid analgesics and antipyretics, not elsewhere classified**
- T39.9** **Nonopioid analgesic, antipyretic and antirheumatic, unspecified**
- T40** **Poisoning by narcotics and psychodysleptics [hallucinogens]**
Excludes: intoxication meaning inebriation (F10-F19)
- T40.0** **Opium**
- T40.1** **Heroin**
- T40.2** **Other opioids**
Codeine
Morphine
- T40.3** **Methadone**
- T40.4** **Other synthetic narcotics**
Pethidine
- T40.5** **Cocaine**
- T40.6** **Other and unspecified narcotics**
- T40.7** **Cannabis (derivatives)**
- T40.8** **Lysergide [LSD]**
- T40.9** **Other and unspecified psychodysleptics [hallucinogens]**
Mescaline
Psilocin
Psilocybine

INTERNATIONAL CLASSIFICATION OF DISEASES

- T41** **Poisoning by anaesthetics and therapeutic gases**
Excludes: benzodiazepines (T42.4)
 cocaine (T40.5)
 opioids (T40.0-T40.2)
- T41.0** **Inhaled anaesthetics**
Excludes: oxygen (T41.5)
- T41.1** **Intravenous anaesthetics**
 Thiobarbiturates
- T41.2** **Other and unspecified general anaesthetics**
- T41.3** **Local anaesthetics**
- T41.4** **Anaesthetic, unspecified**
- T41.5** **Therapeutic gases**
 Carbon dioxide
 Oxygen
- T42** **Poisoning by antiepileptic, sedative-hypnotic and antiparkinsonism drugs**
Excludes: intoxication meaning inebriation (F10-F19)
- T42.0** **Hydantoin derivatives**
- T42.1** **Iminostilbenes**
 Carbamazepine
- T42.2** **Succinimides and oxazolidinediones**
- T42.3** **Barbiturates**
Excludes: thiobarbiturates (T41.1)
- T42.4** **Benzodiazepines**
- T42.5** **Mixed antiepileptics, not elsewhere classified**

INJURY, POISONING AND CERTAIN OTHER CONSEQUENCES OF EXTERNAL CAUSES

T42.6 Other antiepileptic and sedative-hypnotic drugs

Methaqualone
Valproic acid

Excludes: carbamazepine (T42.1)

T42.7 Antiepileptic and sedative-hypnotic drugs, unspecified

Sleeping:

- draught
 - drug
 - tablet
- } NOS

T42.8 Antiparkinsonism drugs and other central muscle-tone depressants

Amantadine

T43

Poisoning by psychotropic drugs, not elsewhere classified

Excludes: appetite depressants (T50.5)
barbiturates (T42.3)
benzodiazepines (T42.4)
intoxication meaning inebriation (F10-F19)
methaqualone (T42.6)
psychodysleptics [hallucinogens] (T40.7-T40.9)

T43.0 Tricyclic and tetracyclic antidepressants

T43.1 Monoamine-oxidase-inhibitor antidepressants

T43.2 Other and unspecified antidepressants

T43.3 Phenothiazine antipsychotics and neuroleptics

T43.4 Butyrophenone and thioxanthene neuroleptics

T43.5 Other and unspecified antipsychotics and neuroleptics

Excludes: rauwolfia (T46.5)

T43.6 Psychostimulants with abuse potential

Excludes: cocaine (T40.5)

INTERNATIONAL CLASSIFICATION OF DISEASES

- T43.8** **Other psychotropic drugs, not elsewhere classified**
- T43.9** **Psychotropic drug, unspecified**
- T44** **Poisoning by drugs primarily affecting the autonomic nervous system**
- T44.0** **Anticholinesterase agents**
- T44.1** **Other parasympathomimetics [cholinergics]**
- T44.2** **Ganglionic blocking drugs, not elsewhere classified**
- T44.3** **Other parasympatholytics [anticholinergics and antimuscarinics] and spasmolytics, not elsewhere classified**
Papaverine
- T44.4** **Predominantly α -adrenoreceptor agonists, not elsewhere classified**
Metaraminol
- T44.5** **Predominantly β -adrenoreceptor agonists, not elsewhere classified**
Excludes: β -adrenoreceptor agonists used in asthma therapy (T48.6)
- T44.6** **α -Adrenoreceptor antagonists, not elsewhere classified**
Excludes: ergot alkaloids (T48.0)
- T44.7** **β -Adrenoreceptor antagonists, not elsewhere classified**
- T44.8** **Centrally acting and adrenergic-neuron-blocking agents, not elsewhere classified**
Excludes: clonidine (T46.5)
 guanethidine (T46.5)
- T44.9** **Other and unspecified drugs primarily affecting the autonomic nervous system**
Drug stimulating both α - and β -adrenoreceptors
- T45** **Poisoning by primarily systemic and haematological agents, not elsewhere classified**
- T45.0** **Antiallergic and antiemetic drugs**
Excludes: phenothiazine-based neuroleptics (T43.3)

INJURY, POISONING AND CERTAIN OTHER CONSEQUENCES OF EXTERNAL CAUSES

- T45.1 Antineoplastic and immunosuppressive drugs**
Antineoplastic antibiotics
Cytarabine
Excludes: tamoxifen (T38.6)
- T45.2 Vitamins, not elsewhere classified**
Excludes: nicotinic acid (derivatives) (T46.7)
vitamin K (T45.7)
- T45.3 Enzymes, not elsewhere classified**
- T45.4 Iron and its compounds**
- T45.5 Anticoagulants**
- T45.6 Fibrinolysis-affecting drugs**
- T45.7 Anticoagulant antagonists, vitamin K and other coagulants**
- T45.8 Other primarily systemic and haematological agents**
Liver preparations and other antianaemic agents
Natural blood and blood products
Plasma substitute
Excludes: immunoglobulin (T50.9)
iron (T45.4)
- T45.9 Primarily systemic and haematological agent, unspecified**
- T46 Poisoning by agents primarily affecting the cardiovascular system**
Excludes: metaraminol (T44.4)
- T46.0 Cardiac-stimulant glycosides and drugs of similar action**
- T46.1 Calcium-channel blockers**
- T46.2 Other antidysrhythmic drugs, not elsewhere classified**
Excludes: β -adrenoreceptor antagonists (T44.7)

INTERNATIONAL CLASSIFICATION OF DISEASES

- T46.3** **Coronary vasodilators, not elsewhere classified**
Dipyridamole
- Excludes:* β -adrenoreceptor antagonists (T44.7)
 calcium-channel blockers (T46.1)
- T46.4** **Angiotensin-converting-enzyme inhibitors**
- T46.5** **Other antihypertensive drugs, not elsewhere classified**
Clonidine
Guanethidine
Rauwolfia
- Excludes:* β -adrenoreceptor antagonists (T44.7)
 calcium-channel blockers (T46.1)
 diuretics (T50.0-T50.2)
- T46.6** **Antihyperlipidaemic and antiarteriosclerotic drugs**
- T46.7** **Peripheral vasodilators**
Nicotinic acid (derivatives)
- Excludes:* papaverine (T44.3)
- T46.8** **Antivaricose drugs, including sclerosing agents**
- T46.9** **Other and unspecified agents primarily affecting the cardiovascular system**
- T47** **Poisoning by agents primarily affecting the gastrointestinal system**
- T47.0** **Histamine H₂-receptor antagonists**
- T47.1** **Other antacids and anti-gastric-secretion drugs**
- T47.2** **Stimulant laxatives**
- T47.3** **Saline and osmotic laxatives**
- T47.4** **Other laxatives**
Intestinal atonia drugs

INJURY, POISONING AND CERTAIN OTHER CONSEQUENCES OF EXTERNAL CAUSES

- T47.5** **Digestants**
- T47.6** **Antidiarrhoeal drugs**
Excludes: systemic antibiotics and other anti-infectives (T36-T37)
- T47.7** **Emetics**
- T47.8** **Other agents primarily affecting the gastrointestinal system**
- T47.9** **Agent primarily affecting the gastrointestinal system, unspecified**
- T48** **Poisoning by agents primarily acting on smooth and skeletal muscles and the respiratory system**
- T48.0** **Oxytocic drugs**
Excludes: estrogens, progestogens and antagonists (T38.4-T38.6)
- T48.1** **Skeletal muscle relaxants [neuromuscular blocking agents]**
- T48.2** **Other and unspecified agents primarily acting on muscles**
- T48.3** **Antitussives**
- T48.4** **Expectorants**
- T48.5** **Anti-common-cold drugs**
- T48.6** **Antiasthmatics, not elsewhere classified**
β-adrenoreceptor agonists used in asthma therapy
Salbutamol

Excludes: β-adrenoreceptor agonists not used in asthma therapy (T44.5)
 anterior pituitary [adenohypophyseal] hormones (T38.8)
- T48.7** **Other and unspecified agents primarily acting on the respiratory system**

INTERNATIONAL CLASSIFICATION OF DISEASES

- T49** **Poisoning by topical agents primarily affecting skin and mucous membrane and by ophthalmological, otorhinolaryngological and dental drugs**
Includes: glucocorticoids, topically used
- T49.0** **Local antifungal, anti-infective and anti-inflammatory drugs, not elsewhere classified**
- T49.1** **Antipruritics**
- T49.2** **Local astringents and local detergents**
- T49.3** **Emollients, demulcents and protectants**
- T49.4** **Keratolytics, keratoplastics and other hair treatment drugs and preparations**
- T49.5** **Ophthalmological drugs and preparations**
Eye anti-infectives
- T49.6** **Otorhinolaryngological drugs and preparations**
Ear, nose and throat anti-infectives
- T49.7** **Dental drugs, topically applied**
- T49.8** **Other topical agents**
Spermicides
- T49.9** **Topical agent, unspecified**
- T50** **Poisoning by diuretics and other and unspecified drugs, medicaments and biological substances**
- T50.0** **Mineralocorticoids and their antagonists**
- T50.1** **Loop [high-ceiling] diuretics**
- T50.2** **Carbonic-anhydrase inhibitors, benzothiadiazides and other diuretics**
Acetazolamide
- T50.3** **Electrolytic, caloric and water-balance agents**
Oral rehydration salts

INJURY, POISONING AND CERTAIN OTHER CONSEQUENCES OF EXTERNAL CAUSES

- T50.4** **Drugs affecting uric acid metabolism**
- T50.5** **Appetite depressants**
- T50.6** **Antidotes and chelating agents, not elsewhere classified**
Alcohol deterrents
- T50.7** **Analeptics and opioid receptor antagonists**
- T50.8** **Diagnostic agents**
- T50.9** **Other and unspecified drugs, medicaments and biological substances**
Acidifying agents
Alkalizing agents
Immunoglobulin
Immunologicals
Lipotropic drugs
Parathyroid hormones and derivatives

**Toxic effects of substances chiefly nonmedicinal as to source
(T51-T65)**

Excludes: corrosions (T20-T32)
 localized toxic effects classified elsewhere (A00-R99)
 respiratory conditions due to external agents (J60-J70)

T51 **Toxic effect of alcohol**

T51.0 **Ethanol**
Ethyl alcohol

Excludes: acute alcohol intoxication or "hangover" effects (F10.0)
 drunkenness (F10.0)
 pathological alcohol intoxication (F10.0)

T51.1 **Methanol**
Methyl alcohol

INTERNATIONAL CLASSIFICATION OF DISEASES

- T51.2** **2-Propanol**
Isopropyl alcohol
- T51.3** **Fusel oil**
Alcohol:
- amyl
 - butyl [1-butanol]
 - propyl [1-propanol]
- T51.8** **Other alcohols**
- T51.9** **Alcohol, unspecified**
- T52** **Toxic effect of organic solvents**
Excludes: halogen derivatives of aliphatic and aromatic hydrocarbons (T53.-)
- T52.0** **Petroleum products**
Gasoline [petrol]
Kerosine [paraffin oil]
Paraffin wax
Petroleum:
- ether
 - naphtha
 - spirits
- T52.1** **Benzene**
Excludes: homologues of benzene (T52.2)
nitroderivatives and aminoderivatives of benzene and its
homologues (T65.3)
- T52.2** **Homologues of benzene**
Toluene [methylbenzene]
Xylene [dimethylbenzene]
- T52.3** **Glycols**
- T52.4** **Ketones**
- T52.8** **Other organic solvents**
- T52.9** **Organic solvent, unspecified**

INJURY, POISONING AND CERTAIN OTHER CONSEQUENCES OF EXTERNAL CAUSES

T53	Toxic effect of halogen derivatives of aliphatic and aromatic hydrocarbons
T53.0	Carbon tetrachloride Tetrachloromethane
T53.1	Chloroform Trichloromethane
T53.2	Trichloroethylene Trichloroethene
T53.3	Tetrachloroethylene Perchloroethylene Tetrachloroethene
T53.4	Dichloromethane Methylene chloride
T53.5	Chlorofluorocarbons
T53.6	Other halogen derivatives of aliphatic hydrocarbons
T53.7	Other halogen derivatives of aromatic hydrocarbons
T53.9	Halogen derivative of aliphatic and aromatic hydrocarbons, unspecified
T54	Toxic effect of corrosive substances
T54.0	Phenol and phenol homologues
T54.1	Other corrosive organic compounds
T54.2	Corrosive acids and acid-like substances Acid: <ul style="list-style-type: none">• hydrochloric• sulfuric
T54.3	Corrosive alkalis and alkali-like substances Potassium hydroxide Sodium hydroxide
T54.9	Corrosive substance, unspecified

- T55** **Toxic effect of soaps and detergents**
- T56** **Toxic effect of metals**
Includes: fumes and vapours of metals
 metals from all sources, except medicinal substances
- Excludes:* arsenic and its compounds (T57.0)
 manganese and its compounds (T57.2)
 thallium (T60.4)
- T56.0** **Lead and its compounds**
- T56.1** **Mercury and its compounds**
- T56.2** **Chromium and its compounds**
- T56.3** **Cadmium and its compounds**
- T56.4** **Copper and its compounds**
- T56.5** **Zinc and its compounds**
- T56.6** **Tin and its compounds**
- T56.7** **Beryllium and its compounds**
- T56.8** **Other metals**
- T56.9** **Metal, unspecified**
- T57** **Toxic effect of other inorganic substances**
- T57.0** **Arsenic and its compounds**
- T57.1** **Phosphorus and its compounds**
Excludes: organophosphate insecticides (T60.0)
- T57.2** **Manganese and its compounds**

INJURY, POISONING AND CERTAIN OTHER CONSEQUENCES OF EXTERNAL CAUSES

- T57.3** **Hydrogen cyanide**
- T57.8** **Other specified inorganic substances**
- T57.9** **Inorganic substance, unspecified**
- T58** **Toxic effect of carbon monoxide**
From all sources
- T59** **Toxic effect of other gases, fumes and vapours**
Includes: aerosol propellants

Excludes: chlorofluorocarbons (T53.5)
- T59.0** **Nitrogen oxides**
- T59.1** **Sulfur dioxide**
- T59.2** **Formaldehyde**
- T59.3** **Lacrimogenic gas**
Tear gas
- T59.4** **Chlorine gas**
- T59.5** **Fluorine gas and hydrogen fluoride**
- T59.6** **Hydrogen sulfide**
- T59.7** **Carbon dioxide**
- T59.8** **Other specified gases, fumes and vapours**
- T59.9** **Gases, fumes and vapours, unspecified**

INTERNATIONAL CLASSIFICATION OF DISEASES

- T60** **Toxic effect of pesticides**
Includes: wood preservatives
- T60.0** **Organophosphate and carbamate insecticides**
- T60.1** **Halogenated insecticides**
Excludes: chlorinated hydrocarbons (T53.-)
- T60.2** **Other insecticides**
- T60.3** **Herbicides and fungicides**
- T60.4** **Rodenticides**
Thallium

Excludes: strychnine and its salts (T65.1)
- T60.8** **Other pesticides**
- T60.9** **Pesticide, unspecified**
- T61** **Toxic effect of noxious substances eaten as seafood**
Excludes: allergic reaction to food, such as:
- anaphylactic shock due to adverse food reaction (T78.0)
 - dermatitis (L23.6, L25.4, L27.2)
 - gastroenteritis (noninfective) (K52.-)
- bacterial foodborne intoxications (A05.-)
toxic effect of food contaminants, such as:
- aflatoxin and other mycotoxins (T64)
 - cyanides (T65.0)
 - hydrogen cyanide (T57.3)
 - mercury (T56.1)
- T61.0** **Ciguatera fish poisoning**
- T61.1** **Scombroid fish poisoning**
Histamine-like syndrome

INJURY, POISONING AND CERTAIN OTHER CONSEQUENCES OF EXTERNAL CAUSES

T61.2 Other fish and shellfish poisoning

T61.8 Toxic effect of other seafoods

T61.9 Toxic effect of unspecified seafood

T62 Toxic effect of other noxious substances eaten as food

Excludes: allergic reaction to food, such as:

- anaphylactic shock due to adverse food reaction (T78.0)
 - dermatitis (L23.6, L25.4, L27.2)
 - gastroenteritis (noninfective) (K52.-)
- bacterial foodborne intoxications (A05.-)
- toxic effect of food contaminants, such as:
- aflatoxin and other mycotoxins (T64)
 - cyanides (T65.0)
 - hydrogen cyanide (T57.3)
 - mercury (T56.1)

T62.0 Ingested mushrooms

T62.1 Ingested berries

T62.2 Other ingested (parts of) plant(s)

T62.8 Other specified noxious substances eaten as food

T62.9 Noxious substance eaten as food, unspecified

T63 Toxic effect of contact with venomous animals

T63.0 Snake venom
Sea-snake venom

T63.1 Venom of other reptiles
Lizard venom

T63.2 Venom of scorpion

T63.3 Venom of spider

INTERNATIONAL CLASSIFICATION OF DISEASES

- T63.4** **Venom of other arthropods**
Insect bite or sting, venomous
- T63.5** **Toxic effect of contact with fish**
Excludes: poisoning by ingestion of fish (T61.0-T61.2)
- T63.6** **Toxic effect of contact with other marine animals**
Jellyfish
Sea anemone
Shellfish
Starfish

Excludes: poisoning by ingestion of shellfish (T61.2)
 sea-snake venom (T63.0)
- T63.8** **Toxic effect of contact with other venomous animals**
Venom of amphibian
- T63.9** **Toxic effect of contact with unspecified venomous animal**
- T64** **Toxic effect of aflatoxin and other mycotoxin food contaminants**
- T65** **Toxic effect of other and unspecified substances**
- T65.0** **Cyanides**
Excludes: hydrogen cyanide (T57.3)
- T65.1** **Strychnine and its salts**
- T65.2** **Tobacco and nicotine**
- T65.3** **Nitroderivatives and aminoderivatives of benzene and its homologues**
Aniline [benzenamine]
Nitrobenzene
Trinitrotoluene
- T65.4** **Carbon disulfide**
- T65.5** **Nitroglycerin and other nitric acids and esters**
1,2,3-Propanetriol trinitrate

INJURY, POISONING AND CERTAIN OTHER CONSEQUENCES OF EXTERNAL CAUSES

T65.6 **Paints and dyes, not elsewhere classified**

T65.8 **Toxic effect of other specified substances**

T65.9 **Toxic effect of unspecified substance**
Poisoning NOS

Other and unspecified effects of external causes (T66-T78)

T66 **Unspecified effects of radiation**
Radiation sickness

- Excludes:* specified adverse effects of radiation, such as:
- burns (T20-T31)
 - leukaemia (C91-C95)
 - radiation:
 - gastroenteritis and colitis (K52.0)
 - pneumonitis (J70.0)
 - related disorders of the skin and subcutaneous tissue (L55-L59)
 - sunburn (L55.-)

T67 **Effects of heat and light**

- Excludes:* burns (T20-T31)
erythema [dermatitis] ab igne (L59.0)
malignant hyperthermia due to anaesthesia (T88.3)
radiation-related disorders of the skin and subcutaneous tissue (L55-L59)
sunburn (L55.-)
sweat disorders due to heat (L74-L75)

T67.0 **Heatstroke and sunstroke**
Heat:

- apoplexy
- pyrexia

Siriasis
Thermoplegia

INTERNATIONAL CLASSIFICATION OF DISEASES

T67.1 **Heat syncope**
Heat collapse

T67.2 **Heat cramp**

T67.3 **Heat exhaustion, anhydrotic**
Heat prostration due to water depletion

Excludes: heat exhaustion due to salt depletion (T67.4)

T67.4 **Heat exhaustion due to salt depletion**
Heat prostration due to salt (and water) depletion

T67.5 **Heat exhaustion, unspecified**
Heat prostration NOS

T67.6 **Heat fatigue, transient**

T67.7 **Heat oedema**

T67.8 **Other effects of heat and light**

T67.9 **Effect of heat and light, unspecified**

T68 **Hypothermia**
Accidental hypothermia

Excludes: frostbite (T33-T35)
hypothermia (of):

- following anaesthesia (T88.5)
- newborn (P80.-)
- not associated with low environmental temperature (R68.0)

T69 **Other effects of reduced temperature**
Excludes: frostbite (T33-T35)

T69.0 **Immersion hand and foot**
Trench foot

T69.1 **Chilblains**

INJURY, POISONING AND CERTAIN OTHER CONSEQUENCES OF EXTERNAL CAUSES

- T69.8** **Other specified effects of reduced temperature**
- T69.9** **Effect of reduced temperature, unspecified**
- T70** **Effects of air pressure and water pressure**
- T70.0** **Otitic barotrauma**
Aero-otitis media
Effects of change in ambient atmospheric pressure or water pressure on ears
- T70.1** **Sinus barotrauma**
Aerosinusitis
Effects of change in ambient atmospheric pressure on sinuses
- T70.2** **Other and unspecified effects of high altitude**
Alpine sickness
Anoxia due to high altitude
Barotrauma NOS
Hypobaropathy
Mountain sickness

Excludes: polycythaemia due to high altitude (D75.1)
- T70.3** **Caisson disease [decompression sickness]**
Compressed-air disease
Diver's palsy or paralysis
- T70.4** **Effects of high-pressure fluids**
Traumatic jet injection (industrial)
- T70.8** **Other effects of air pressure and water pressure**
Blast injury syndrome
- T70.9** **Effect of air pressure and water pressure, unspecified**

T71

Asphyxiation

Suffocation (by strangulation)

Systemic oxygen deficiency due to:

- low oxygen content in ambient air
- mechanical threat to breathing

Excludes: anoxia due to high altitude (T70.2)

asphyxia from:

- carbon monoxide (T58)
- inhalation of food or foreign body ((T17.-)
- other gases, fumes and vapours (T59.-)

respiratory:

- distress:
 - syndrome in adult (J80)
 - in newborn (P22.-)

T73

Effects of other deprivation

T73.0

Effects of hunger

Deprivation of food

Starvation

T73.1

Effects of thirst

Deprivation of water

T73.2

Exhaustion due to exposure

T73.3

Exhaustion due to excessive exertion

Overexertion

T73.8

Other effects of deprivation

T73.9

Effect of deprivation, unspecified

INJURY, POISONING AND CERTAIN OTHER CONSEQUENCES OF EXTERNAL CAUSES

T74

Maltreatment syndromes

Use additional code, if desired, to identify current injury.

T74.0

Neglect or abandonment

T74.1

Physical abuse

Battered:

- baby or child syndrome NOS
- spouse syndrome NOS

T74.2

Sexual abuse

T74.3

Psychological abuse

T74.8

Other maltreatment syndromes

Mixed forms

T74.9

Maltreatment syndrome, unspecified

Effects of:

- abuse of adult NOS
- child abuse NOS

T75

Effects of other external causes

Excludes: adverse effects NEC (T78.-)
burns (electric) (T20-T31)

T75.0

Effects of lightning

Shock from lightning

Struck by lightning NOS

T75.1

Drowning and nonfatal submersion

Immersion

Swimmer's cramp

T75.2

Effects of vibration

Pneumatic hammer syndrome

Traumatic vasospastic syndrome

Vertigo from infrasound

INTERNATIONAL CLASSIFICATION OF DISEASES

T75.3 Motion sickness

Airsickness
Seasickness
Travel sickness

T75.4 Effects of electric current

Electrocution
Shock from electric current

T75.8 Other specified effects of external causes

Effects of:

- abnormal gravitation [G] forces
- weightlessness

T78 Adverse effects, not elsewhere classified

Note: This category is to be used as the primary code to identify the effects, not elsewhere classifiable, of unknown, undetermined or ill-defined causes. For multiple coding purposes this category may be used as an additional code to identify the effects of conditions classified elsewhere.

Excludes: complications of surgical and medical care NEC (T80-T88)

T78.0 Anaphylactic shock due to adverse food reaction

T78.1 Other adverse food reactions, not elsewhere classified

Excludes: bacterial foodborne intoxications (A05.-)
dermatitis due to food (L27.2)

- in contact with the skin (L23.6, L24.6, L25.4)

T78.2 Anaphylactic shock, unspecified

Allergic shock
Anaphylactic reaction
Anaphylaxis

} NOS

Excludes: anaphylactic shock due to:

- adverse effect of correct medicinal substance properly administered (T88.6)
- adverse food reaction (T78.0)
- serum (T80.5)

INJURY, POISONING AND CERTAIN OTHER CONSEQUENCES OF EXTERNAL CAUSES

T78.3 Angioneurotic oedema

Giant urticaria
Quincke's oedema

Excludes: urticaria (L50.-)
• serum (T80.6)

T78.4 Allergy, unspecified

Allergic reaction NOS
Hypersensitivity NOS
Idiosyncrasy NOS

Excludes: allergic reaction NOS to correct medicinal substance properly administered (T88.7)
specified types of allergic reaction such as:
• allergic gastroenteritis and colitis (K52.2)
• dermatitis (L23-L25, L27.-)
• hay fever (J30.1)

T78.8 Other adverse effects, not elsewhere classified

T78.9 Adverse effect, unspecified

Excludes: adverse effect of surgical and medical care NOS (T88.9)

Certain early complications of trauma (T79)

T79

Certain early complications of trauma, not elsewhere classified

Excludes: complications of surgical and medical care NEC (T80-T88)
respiratory distress:
• syndrome of adult (J80)
• in newborn (P22.-)
when occurring during or following medical procedures (T80-T88)

T79.0 Air embolism (traumatic)

Excludes: air embolism complicating:
• abortion or ectopic or molar pregnancy (O00-O07, O08.2)
• pregnancy, childbirth and the puerperium (O88.0)

INTERNATIONAL CLASSIFICATION OF DISEASES

- T79.1 Fat embolism (traumatic)**
Excludes: fat embolism complicating:
- abortion or ectopic or molar pregnancy (O00-O07, O08.2)
 - pregnancy, childbirth and the puerperium (O88.8)
- T79.2 Traumatic secondary and recurrent haemorrhage**
- T79.3 Post-traumatic wound infection, not elsewhere classified**
Use additional code (B95-B97), if desired, to identify infectious agent.
- T79.4 Traumatic shock**
Shock (immediate)(delayed) following injury
- Excludes:* shock:
- anaesthetic (T88.2)
 - anaphylactic:
 - NOS (T78.2)
 - due to:
 - adverse food reaction (T78.0)
 - correct medicinal substance properly administered (T88.6)
 - serum (T80.5)
 - complicating abortion or ectopic or molar pregnancy (O00-O07, O08.3)
 - electric (T75.4)
 - lightning (T75.0)
 - nontraumatic NEC (R57.-)
 - obstetric (O75.1)
 - postoperative (T81.1)
- T79.5 Traumatic anuria**
Crush syndrome
Renal failure following crushing
- T79.6 Traumatic ischaemia of muscle**
Compartment syndrome
Volkmann's ischaemic contracture
- Excludes:* anterior tibial syndrome (M76.8)

INJURY, POISONING AND CERTAIN OTHER CONSEQUENCES OF EXTERNAL CAUSES

- T79.7** **Traumatic subcutaneous emphysema**
Excludes: emphysema (subcutaneous) resulting from a procedure (T81.8)
- T79.8** **Other early complications of trauma**
- T79.9** **Unspecified early complication of trauma**

Complications of surgical and medical care, not elsewhere classified (T80-T88)

Use additional external cause code (Chapter XX), if desired, to identify devices involved and details of circumstances.

Use additional code (B95-B97), if desired, to identify infectious agent.

- Excludes:*
- adverse effects of drugs and medicaments (A00-R99, T78.-)
 - any encounters with medical care for postoperative conditions in which no complications are present, such as:
 - artificial opening status (Z93.-)
 - closure of external stoma (Z43.-)
 - fitting and adjustment of external prosthetic device (Z44.-)
 - burns and corrosions from local applications and irradiation (T20-T32)
 - complications of surgical procedures during pregnancy, childbirth and the puerperium (O00-O99)
 - poisoning and toxic effects of drugs and chemicals (T36-T65)
 - specified complications classified elsewhere, such as:
 - cerebrospinal fluid leak from spinal puncture (G97.0)
 - colostomy malfunction (K91.4)
 - disorders of fluid and electrolyte balance (E86-E87)
 - functional disturbances following cardiac surgery (I97.0-I97.1)
 - postgastric surgery syndromes (K91.1)
 - postlaminectomy syndrome NEC (M96.1)
 - postmastectomy lymphoedema syndrome (I97.2)
 - postsurgical blind-loop syndrome (K91.2)

T80

Complications following infusion, transfusion and therapeutic injection

Includes: perfusion

Excludes: bone-marrow transplant rejection (T86.0)

T80.0

Air embolism following infusion, transfusion and therapeutic injection

T80.1

Vascular complications following infusion, transfusion and therapeutic injection

Phlebitis
Thromboembolism
Thrombophlebitis

} following infusion, transfusion and
therapeutic injection

Excludes: the listed conditions when specified as:

- due to prosthetic devices, implants and grafts (T82.8, T83.8, T84.8, T85.8)
- postprocedural (T81.7)

T80.2

Infections following infusion, transfusion and therapeutic injection

Infection
Sepsis
Septicaemia
Septic shock

} following infusion, transfusion and
therapeutic injection

Excludes: the listed conditions when specified as:

- due to prosthetic devices, implants and grafts (T82.6-T82.7, T83.5-T83.6, T84.5-T84.7, T85.7)
- postprocedural (T81.4)

T80.3

ABO incompatibility reaction

Incompatible blood transfusion

Reaction to blood-group incompatibility in infusion or transfusion

T80.4

Rh incompatibility reaction

Reaction due to Rh factor in infusion or transfusion

INJURY, POISONING AND CERTAIN OTHER CONSEQUENCES OF EXTERNAL CAUSES

T80.5 Anaphylactic shock due to serum

Excludes: shock:

- allergic NOS (T78.2)
- anaphylactic:
 - NOS (T78.2)
 - due to adverse effect of correct medicinal substance properly administered (T88.6)

T80.6 Other serum reactions

Intoxication by serum

Protein sickness

Serum:

- rash
- sickness
- urticaria

Excludes: serum hepatitis (B16.-)

T80.8 Other complications following infusion, transfusion and therapeutic injection

T80.9 Unspecified complication following infusion, transfusion and therapeutic injection

Transfusion reaction NOS

T81

Complications of procedures, not elsewhere classified

- Excludes:* adverse effect of drug NOS (T88.7)
 complication following:
- immunization (T88.0-T88.1)
 - infusion, transfusion and therapeutic injection (T80.-)
- specified complications classified elsewhere, such as:
- complications of prosthetic devices, implants and grafts (T82-T85)
 - dermatitis due to drugs and medicaments (L23.3, L24.4, L25.1, L27.0-L27.1)
 - poisoning and toxic effects of drugs and chemicals (T36-T65)

T81.0

Haemorrhage and haematoma complicating a procedure, not elsewhere classified

Haemorrhage at any site resulting from a procedure

- Excludes:* haematoma of obstetric wound (O90.2)
 haemorrhage due to prosthetic devices, implants and grafts (T82.8, T83.8, T84.8, T85.8)

T81.1

Shock during or resulting from a procedure, not elsewhere classified

<p>Collapse NOS Shock (endotoxic)(hypovolaemic) (septic) Postoperative shock NOS</p>	}	during or following a procedure
---	---	---------------------------------

- Excludes:* shock:
- anaesthetic (T88.2)
 - anaphylactic:
 - NOS (T78.2)
 - due to:
 - correct medicinal substance properly administered (T88.6)
 - serum (T80.5)
 - electric (T75.4)
 - following abortion or ectopic or molar pregnancy (O00-O07, O08.3)
 - obstetric (O75.1)
 - traumatic (T79.4)

INJURY, POISONING AND CERTAIN OTHER CONSEQUENCES OF EXTERNAL CAUSES

T81.2 Accidental puncture and laceration during a procedure, not elsewhere classified

Accidental perforation of:

- | | | | | | | |
|--|---|----|---|---|---|--------------------|
| <ul style="list-style-type: none">• blood vessel• nerve• organ | } | by | { | <ul style="list-style-type: none">catheterendoscopeinstrumentprobe | } | during a procedure |
|--|---|----|---|---|---|--------------------|

Excludes: damage from instruments during delivery (O70-O71)
perforation, puncture or laceration caused by device or implant intentionally left in operation wound (T82-T85)
specified complications classified elsewhere, such as broad ligament laceration syndrome [Allen-Masters] (N83.8)

T81.3 Disruption of operation wound, not elsewhere classified

Dehiscence }
Rupture } of operation wound

Excludes: disruption of:
• caesarean-section wound (O90.0)
• perineal obstetric wound (O90.1)

T81.4 Infection following a procedure, not elsewhere classified

Abscess:
intra-abdominal
• stitch
• subphrenic
• wound
Septicaemia

}

postprocedural

Excludes: infection due to:
• infusion, transfusion and therapeutic injection (T80.2)
• prosthetic devices, implants and grafts (T82.6-T82.7, T83.5-T83.6, T84.5-T84.7, T85.7)
obstetric surgical wound infection (O86.0)

INTERNATIONAL CLASSIFICATION OF DISEASES

T81.5 Foreign body accidentally left in body cavity or operation wound following a procedure

Adhesions
Obstruction
Perforation

} due to foreign body accidentally left in operation wound or body cavity

Excludes: obstruction or perforation due to prosthetic devices and implants intentionally left in body (T82.0-T82.5, T83.0-T83.4, T84.0-T84.4, T85.0-T85.6)

T81.6 Acute reaction to foreign substance accidentally left during a procedure

Peritonitis:

- aseptic
- chemical

T81.7 Vascular complications following a procedure, not elsewhere classified

Air embolism following procedure NEC

Excludes: embolism:

- complicating:
 - abortion or ectopic or molar pregnancy (O00-O07, O08.2)
 - pregnancy, childbirth and the puerperium (O88.-)
- due to prosthetic devices, implants and grafts (T82.8, T83.8, T84.8, T85.8)
- following infusion, transfusion and therapeutic injection (T80.0)
- traumatic (T79.0)

T81.8 Other complications of procedures, not elsewhere classified

Complication of inhalation therapy
Emphysema (subcutaneous) resulting from a procedure
Persistent postoperative fistula

Excludes: hypothermia following anaesthesia (T88.5)
malignant hyperthermia due to anaesthesia (T88.3)

T81.9 Unspecified complication of procedure

INJURY, POISONING AND CERTAIN OTHER CONSEQUENCES OF EXTERNAL CAUSES

T82

Complications of cardiac and vascular prosthetic devices, implants and grafts

Excludes: failure and rejection of transplanted organs and tissues (T86.-)

T82.0

Mechanical complication of heart valve prosthesis

Breakdown (mechanical)

Displacement

Failure

Leakage

Malposition

Obstruction, mechanical

Perforation

Protrusion

Rupture

due to heart valve prosthesis

T82.1

Mechanical complication of cardiac electronic device

Conditions listed in T82.0 due to:

- electrodes
- pulse generator (battery)

T82.2

Mechanical complication of coronary artery bypass and valve grafts

Conditions listed in T82.0 due to coronary artery bypass and valve grafts

T82.3

Mechanical complication of other vascular grafts

Conditions listed in T82.0 due to:

- aortic (bifurcation) graft (replacement)
- arterial (carotid) (femoral) graft (bypass)

T82.4

Mechanical complication of vascular dialysis catheter

Conditions listed in T82.0 due to vascular dialysis catheter

Excludes: mechanical complication of intraperitoneal dialysis catheter (T85.6)

T82.5 Mechanical complication of other cardiac and vascular devices and implants

Conditions listed in T82.0 due to:

- arteriovenous:
 - fistula
 - shunt } surgically created
- artificial heart
- balloon (counterpulsation) device
- infusion catheter
- umbrella device

Excludes: mechanical complication of epidural and subdural infusion catheter (T85.6)

T82.6 Infection and inflammatory reaction due to cardiac valve prosthesis

T82.7 Infection and inflammatory reaction due to other cardiac and vascular devices, implants and grafts

T82.8 Other complications of cardiac and vascular prosthetic devices, implants and grafts

- Complication
 - Embolism
 - Fibrosis
 - Haemorrhage
 - Pain
 - Stenosis
 - Thrombosis
- } due to cardiac and vascular prosthetic devices, implants and grafts

T82.9 Unspecified complication of cardiac and vascular prosthetic device, implant and graft

T83 Complications of genitourinary prosthetic devices, implants and grafts

Excludes: failure and rejection of transplanted organs and tissues (T86.-)

T83.0 Mechanical complication of urinary (indwelling) catheter

Conditions listed in T82.0 due to:

- catheter:
 - cystostomy
 - urethral, indwelling

INJURY, POISONING AND CERTAIN OTHER CONSEQUENCES OF EXTERNAL CAUSES

- T83.1** **Mechanical complication of other urinary devices and implants**
Conditions listed in T82.0 due to:
- urinary:
 - electronic stimulator device
 - sphincter implant
 - stent
- T83.2** **Mechanical complication of graft of urinary organ**
Conditions listed in T82.0 due to graft of urinary organ
- T83.3** **Mechanical complication of intrauterine contraceptive device**
Conditions listed in T82.0 due to intrauterine contraceptive device
- T83.4** **Mechanical complication of other prosthetic devices, implants and grafts in genital tract**
Conditions listed in T82.0 due to (implanted) penile prosthesis
- T83.5** **Infection and inflammatory reaction due to prosthetic device, implant and graft in urinary system**
- T83.6** **Infection and inflammatory reaction due to prosthetic device, implant and graft in genital tract**
- T83.8** **Other complications of genitourinary prosthetic devices, implants and grafts**
Conditions listed in T82.8 due to genitourinary prosthetic devices, implants and grafts
- T83.9** **Unspecified complication of genitourinary prosthetic device, implant and graft**
- T84** **Complications of internal orthopaedic prosthetic devices, implants and grafts**
Excludes: failure and rejection of transplanted organs and tissues (T86.-)
fracture of bone following insertion of orthopaedic implant, joint prosthesis or bone plate (M96.6)
- T84.0** **Mechanical complication of internal joint prosthesis**
Conditions listed in T82.0 due to joint prosthesis
- T84.1** **Mechanical complication of internal fixation device of bones of limb**
Conditions listed in T82.0 due to internal fixation device of bones of limb

INTERNATIONAL CLASSIFICATION OF DISEASES

- T84.2** **Mechanical complication of internal fixation device of other bones**
Conditions listed in T82.0 due to internal fixation device of other bones
- T84.3** **Mechanical complication of other bone devices, implants and grafts**
Conditions listed in T82.0 due to:
- bone graft
 - electronic bone stimulator
- T84.4** **Mechanical complication of other internal orthopaedic devices, implants and grafts**
Conditions listed in T82.0 due to muscle and tendon graft
- T84.5** **Infection and inflammatory reaction due to internal joint prosthesis**
- T84.6** **Infection and inflammatory reaction due to internal fixation device [any site]**
- T84.7** **Infection and inflammatory reaction due to other internal orthopaedic prosthetic devices, implants and grafts**
- T84.8** **Other complications of internal orthopaedic prosthetic devices, implants and grafts**
Conditions listed in T82.8 due to internal orthopaedic prosthetic devices, implants and grafts
- T84.9** **Unspecified complication of internal orthopaedic prosthetic device, implant and graft**
- T85** **Complications of other internal prosthetic devices, implants and grafts**
Excludes: failure and rejection of transplanted organs and tissues (T86.-)
- T85.0** **Mechanical complication of ventricular intracranial (communicating) shunt**
Conditions listed in T82.0 due to ventricular intracranial (communicating) shunt
- T85.1** **Mechanical complication of implanted electronic stimulator of nervous system**
Conditions listed in T82.0 due to electronic neurostimulator (electrode) of:
- brain
 - peripheral nerve
 - spinal cord

INJURY, POISONING AND CERTAIN OTHER CONSEQUENCES OF EXTERNAL CAUSES

- T85.2 Mechanical complication of intraocular lens**
Conditions listed in T82.0 due to intraocular lens
- T85.3 Mechanical complication of other ocular prosthetic devices, implants and grafts**
Conditions listed in T82.0 due to:
- corneal graft
 - prosthetic orbit of eye
- T85.4 Mechanical complication of breast prosthesis and implant**
Conditions listed in T82.0 due to breast prosthesis and implant
- T85.5 Mechanical complication of gastrointestinal prosthetic devices, implants and grafts**
Conditions listed in T82.0 due to:
- bile-duct prosthesis
 - oesophageal anti-reflux device
- T85.6 Mechanical complication of other specified internal prosthetic devices, implants and grafts**
Conditions listed in T82.0 due to:
- epidural and subdural infusion catheter
 - intraperitoneal dialysis catheter
 - nonabsorbable surgical material NOS
 - permanent sutures
- Excludes:* mechanical complication of permanent (wire) suture used in bone repair (T84.1-T84.2)
- T85.7 Infection and inflammatory reaction due to other internal prosthetic devices, implants and grafts**
- T85.8 Other complications of internal prosthetic devices, implants and grafts, not elsewhere classified**
Conditions listed in T82.8 due to internal prosthetic devices, implants and grafts
NEC
- T85.9 Unspecified complication of internal prosthetic device, implant and graft**
Complication of internal prosthetic device, implant and graft NOS

- T86** **Failure and rejection of transplanted organs and tissues**
- T86.0** **Bone-marrow transplant rejection**
Graft-versus-host reaction or disease
- T86.1** **Kidney transplant failure and rejection**
- T86.2** **Heart transplant failure and rejection**
Excludes: complication of:
 - artificial heart device (T82.5)
 - heart-lung transplant (T86.3)
- T86.3** **Heart-lung transplant failure and rejection**
- T86.4** **Liver transplant failure and rejection**
- T86.8** **Failure and rejection of other transplanted organs and tissues**
Transplant failure or rejection of:
 - bone
 - intestine
 - lung
 - pancreas
 - skin (allograft) (autograft)
- T86.9** **Failure and rejection of unspecified transplanted organ and tissue**
- T87** **Complications peculiar to reattachment and amputation**
- T87.0** **Complications of reattached (part of) upper extremity**
- T87.1** **Complications of reattached (part of) lower extremity**
- T87.2** **Complications of other reattached body part**
- T87.3** **Neuroma of amputation stump**
- T87.4** **Infection of amputation stump**

INJURY, POISONING AND CERTAIN OTHER CONSEQUENCES OF EXTERNAL CAUSES

T87.5 Necrosis of amputation stump

T87.6 Other and unspecified complications of amputation stump

Amputation stump:

- contracture (flexion)(of next proximal joint)
- haematoma
- oedema

Excludes: phantom limb syndrome (G54.6-G54.7)

T88

Other complications of surgical and medical care, not elsewhere classified

Excludes: accidental puncture or laceration during a procedure (T81.2)

complications following:

- infusion, transfusion and therapeutic injection (T80.-)
- procedure NEC (T81.-)

specified complications classified elsewhere, such as:

- complications of:
 - anaesthesia in:
 - labour and delivery (O74.-)
 - pregnancy (O29.-)
 - puerperium (O89.-)
 - devices, implants and grafts (T82-T85)
 - obstetric surgery and procedures (O75.4)
- dermatitis due to drugs and medicaments (L23.3, L24.4, L25.1, L27.0-L27.1)
- poisoning and toxic effects of drugs and chemicals (T36-T65)

T88.0 Infection following immunization

Sepsis
Septicaemia } following immunization

T88.1 Other complications following immunization, not elsewhere classified

Rash following immunization

Excludes: anaphylactic shock due to serum (T80.5)

other serum reactions (T80.6)

postimmunization:

- arthropathy (M02.2)
- encephalitis (G04.0)

INTERNATIONAL CLASSIFICATION OF DISEASES

- T88.2 Shock due to anaesthesia**
Shock due to anaesthesia in which the correct substance was properly administered
- Excludes:* complications of anaesthesia (in):
- from overdose or wrong substance given (T36-T50)
 - labour and delivery (O74.-)
 - pregnancy (O29.-)
 - puerperium (O89.-)
- postoperative shock NOS (T81.1)
- T88.3 Malignant hyperthermia due to anaesthesia**
- T88.4 Failed or difficult intubation**
- T88.5 Other complications of anaesthesia**
Hypothermia following anaesthesia
- T88.6 Anaphylactic shock due to adverse effect of correct drug or medicament properly administered**
Excludes: anaphylactic shock due to serum (T80.5)
- T88.7 Unspecified adverse effect of drug or medicament**
Adverse effect of
Allergic reaction to
Hypersensitivity to
Idiosyncrasy to
Drug: } correct drug or medicament properly administered
- hypersensitivity NOS
 - reaction NOS
- Excludes:* specified adverse effects of drugs and medicaments (A00-R99, T80-T88.6, T88.8)
- T88.8 Other specified complications of surgical and medical care, not elsewhere classified**
- T88.9 Complication of surgical and medical care, unspecified**
Excludes: adverse effect NOS (T78.9)

INJURY, POISONING AND CERTAIN OTHER CONSEQUENCES OF EXTERNAL CAUSES

Sequelae of injuries, of poisoning and of other consequences of external causes (T90-T98)

Note: Categories T90-T98 are to be used to indicate conditions in S00-S99 and T00-T88 as the cause of late effects, which are themselves classified elsewhere. The "sequelae" include those specified as such, or as late effects, and those present one year or more after the acute injury.

Not to be used for chronic poisoning and harmful exposure. Code these to current poisoning and harmful exposure.

T90	Sequelae of injuries of head
T90.0	Sequelae of superficial injury of head Sequelae of injury classified to S00.-
T90.1	Sequelae of open wound of head Sequelae of injury classifiable to S01.-
T90.2	Sequelae of fracture of skull and facial bones Sequelae of injury classifiable to S02.-
T90.3	Sequelae of injury of cranial nerves Sequelae of injury classifiable to S04.-
T90.4	Sequelae of injury of eye and orbit Sequelae of injury classifiable to S05.-
T90.5	Sequelae of intracranial injury Sequelae of injury classifiable to S06.-
T90.8	Sequelae of other specified injuries of head Sequelae of injury classifiable to S03.-, S07-S08 and S09.0-S09.8
T90.9	Sequelae of unspecified injury of head Sequelae of injury classifiable to S09.9

T91

Sequelae of injuries of neck and trunk

T91.0

Sequelae of superficial injury and open wound of neck and trunk

Sequelae of injury classifiable to S10-S11, S20-S21, S30-S31 and T09.0-T09.1

T91.1

Sequelae of fracture of spine

Sequelae of injury classifiable to S12.-, S22.0-S22.1, S32.0, S32.7 and T08

T91.2

Sequelae of other fracture of thorax and pelvis

Sequelae of injury classifiable to S22.2-S22.9, S32.1-S32.5 and S32.8

T91.3

Sequelae of injury of spinal cord

Sequelae of injury classifiable to S14.0-S14.1, S24.0-S24.1, S34.0-S34.1 and T09.3

T91.4

Sequelae of injury of intrathoracic organs

Sequelae of injury classifiable to S26-S27

T91.5

Sequelae of injury of intra-abdominal and pelvic organs

Sequelae of injury classifiable to S36-S37

T91.8

Sequelae of other specified injuries of neck and trunk

Sequelae of injury classifiable to S13.-, S14.2-S14.6, S15-S18, S19.7-S19.8, S23.-, S24.2-S24.6, S25.-, S28.-, S29.0-S29.8, S33.-, S34.2-S34.8, S35.-, S38.-, S39.0-S39.8, T09.2 and T09.4 -T09.8

T91.9

Sequelae of unspecified injury of neck and trunk

Sequelae of injury classifiable to S19.9, S29.9, S39.9 and T09.9

T92

Sequelae of injuries of upper limb

T92.0

Sequelae of open wound of upper limb

Sequelae of injury classifiable to S41.-, S51.-, S61.- and T11.1

T92.1

Sequelae of fracture of arm

Sequelae of injury classifiable to S42.-, S52.- and T10

T92.2

Sequelae of fracture at wrist and hand level

Sequelae of injury classifiable to S62.-

INJURY, POISONING AND CERTAIN OTHER CONSEQUENCES OF EXTERNAL CAUSES

- T92.3** **Sequelae of dislocation, sprain and strain of upper limb**
Sequelae of injury classifiable to S43.-, S53.-, S63.- and T11.2
- T92.4** **Sequelae of injury of nerve of upper limb**
Sequelae of injury classifiable to S44.-, S54.-, S64.- and T11.3
- T92.5** **Sequelae of injury of muscle and tendon of upper limb**
Sequelae of injury classifiable to S46.-, S56.-, S66.- and T11.5
- T92.6** **Sequelae of crushing injury and traumatic amputation of upper limb**
Sequelae of injury classifiable to S47-S48, S57-S58, S67-S68 and T11.6
- T92.8** **Sequelae of other specified injuries of upper limb**
Sequelae of injury classifiable to S40.-, S45.-, S49.7-S49.8, S50.-, S55.-, S59.7-S59.8, S60.-, S65.-, S69.7-S69.8, T11.0, T11.4 and T11.8
- T92.9** **Sequelae of unspecified injury of upper limb**
Sequelae of injury classifiable to S49.9, S59.9, S69.9 and T11.9
- T93** **Sequelae of injuries of lower limb**
- T93.0** **Sequelae of open wound of lower limb**
Sequelae of injury classifiable to S71.-, S81.-, S91.- and T13.1
- T93.1** **Sequelae of fracture of femur**
Sequelae of injury classifiable to S72.-
- T93.2** **Sequelae of other fractures of lower limb**
Sequelae of injury classifiable to S82.-, S92.- and T12
- T93.3** **Sequelae of dislocation, sprain and strain of lower limb**
Sequelae of injury classifiable to S73.-, S83.-, S93.- and T13.2
- T93.4** **Sequelae of injury of nerve of lower limb**
Sequelae of injury classifiable to S74.-, S84.-, S94.- and T13.3
- T93.5** **Sequelae of injury of muscle and tendon of lower limb**
Sequelae of injury classifiable to S76.-, S86.-, S96.- and T13.5

INTERNATIONAL CLASSIFICATION OF DISEASES

- T93.6** **Sequelae of crushing injury and traumatic amputation of lower limb**
Sequelae of injury classifiable to S77-S78, S87-S88, S97-S98 and T13.6
- T93.8** **Sequelae of other specified injuries of lower limb**
Sequelae of injury classifiable to S70.-, S75.-, S79.7-S79.8, S80.-, S85.-, S89.7-S89.8, S90.-, S95.-, S99.7-S99.8, T13.0, T13.4 and T13.8
- T93.9** **Sequelae of unspecified injury of lower limb**
Sequelae of injury classifiable to S79.9, S89.9, S99.9 and T13.9
- T94** **Sequelae of injuries involving multiple and unspecified body regions**
- T94.0** **Sequelae of injuries involving multiple body regions**
Sequelae of injury classifiable to T00-T07
- T94.1** **Sequelae of injuries, not specified by body regions**
Sequelae of injury classifiable to T14.-
- T95** **Sequelae of burns, corrosions and frostbite**
- T95.0** **Sequelae of burn, corrosion and frostbite of head and neck**
Sequelae of injury classifiable to T20.-, T33.0-.1, T34.0-.1 and T35.2
- T95.1** **Sequelae of burn, corrosion and frostbite of trunk**
Sequelae of injury classifiable to T21.-, T33.2-.3, T34.2-.3 and T35.3
- T95.2** **Sequelae of burn, corrosion and frostbite of upper limb**
Sequelae of injury classifiable to T22-T23, T33.4-.5, T34.4-.5 and T35.4
- T95.3** **Sequelae of burn, corrosion and frostbite of lower limb**
Sequelae of injury classifiable to T24-T25, T33.6-.8, T34.6-.8 and T35.5
- T95.4** **Sequelae of burn and corrosion classifiable only according to extent of body surface involved**
Sequelae of injury classifiable to T31-T32
- T95.8** **Sequelae of other specified burn, corrosion and frostbite**
Sequelae of injury classifiable T26-T29, T35.0-T35.1 and T35.6
- T95.9** **Sequelae of unspecified burn, corrosion and frostbite**
Sequelae of injury classifiable to T30.-, T33.9, T34.9 and T35.7

INJURY, POISONING AND CERTAIN OTHER CONSEQUENCES OF EXTERNAL CAUSES

- T96** **Sequelae of poisoning by drugs, medicaments and biological substances**
Sequelae of poisoning classifiable to T36-T50
- T97** **Sequelae of toxic effects of substances chiefly nonmedicinal as to source**
Sequelae of toxic effects classifiable to T51-T65
- T98** **Sequelae of other and unspecified effects of external causes**
- T98.0** **Sequelae of effects of foreign body entering through natural orifice**
Sequelae of effects classifiable to T15-T19
- T98.1** **Sequelae of other and unspecified effects of external causes**
Sequelae of effects classifiable to T66-T78
- T98.2** **Sequelae of certain early complications of trauma**
Sequelae of complications classifiable to T79.-
- T98.3** **Sequelae of complications of surgical and medical care, not elsewhere
classified**
Sequelae of complications classifiable to T80-T88

CHAPTER XX

External causes of morbidity and mortality (V01-Y89)

This chapter, which in previous revisions of ICD constituted a supplementary classification, permits the classification of environmental events and circumstances as the cause of injury, poisoning and other adverse effects. Where a code from this section is applicable, it is intended that it shall be used in addition to a code from another chapter of the Classification indicating the nature of the condition. Most often, the condition will be classifiable to Chapter XIX, Injury, poisoning and certain other consequences of external causes (S00-T98). Causes of death should preferably be tabulated according to both Chapter XIX and Chapter XX, but if only one code is tabulated then the code from Chapter XX should be used in preference. Other conditions that may be stated to be due to external causes are classified in Chapters I to XVIII. For these conditions, codes from Chapter XX should be used to provide additional information for multiple-condition analysis only.

Categories for sequelae of external causes of morbidity and mortality are included at Y85-Y89.

This chapter contains the following blocks:

- V01-X59 Accidents
 - V01-V99 Transport accidents
 - V01-V09 Pedestrian injured in transport accident
 - V10-V19 Pedal cyclist injured in transport accident
 - V20-V29 Motorcycle rider injured in transport accident
 - V30-V39 Occupant of three-wheeled motor vehicle injured in transport accident
 - V40-V49 Car occupant injured in transport accident
 - V50-V59 Occupant of pick-up truck or van injured in transport accident
 - V60-V69 Occupant of heavy transport vehicle injured in transport accident
 - V70-V79 Bus occupant injured in transport accident
 - V80-V89 Other land transport accidents
 - V90-V94 Water transport accidents
 - V95-V97 Air and space transport accidents
 - V98-V99 Other and unspecified transport accidents

INTERNATIONAL CLASSIFICATION OF DISEASES

- W00-X59 Other external causes of accidental injury
 - W00-W19 Falls
 - W20-W49 Exposure to inanimate mechanical forces
 - W50-W64 Exposure to animate mechanical forces
 - W65-W74 Accidental drowning and submersion
 - W75-W84 Other accidental threats to breathing
 - W85-W99 Exposure to electric current, radiation and extreme ambient air temperature and pressure
 - X00-X09 Exposure to smoke, fire and flames
 - X10-X19 Contact with heat and hot substances
 - X20-X29 Contact with venomous animals and plants
 - X30-X39 Exposure to forces of nature
 - X40-X49 Accidental poisoning by and exposure to noxious substances
 - X50-X57 Overexertion, travel and privation
 - X58-X59 Accidental exposure to other and unspecified factors
- X60-X84 Intentional self-harm
- X85-Y09 Assault
- Y10-Y34 Event of undetermined intent
- Y35-Y36 Legal intervention and operations of war
- Y40-Y84 Complications of medical and surgical care
 - Y40-Y59 Drugs, medicaments and biological substances causing adverse effects in therapeutic use
 - Y60-Y69 Misadventures to patients during surgical and medical care
 - Y70-Y82 Medical devices associated with adverse incidents in diagnostic and therapeutic use
 - Y83-Y84 Surgical and other medical procedures as the cause of abnormal reaction of the patient, or of later complication, without mention of misadventure at the time of the procedure
- Y85-Y89 Sequelae of external causes of morbidity and mortality

Place of occurrence code

The following fourth-character subdivisions are for use with categories W00-Y34 except Y06.- and Y07.- to identify the place of occurrence of the external cause where relevant:

.0 Home

- Apartment
- Boarding-house
- Caravan [trailer] park, residential
- Farmhouse
- Home premises
- House (residential)
- Noninstitutional place of residence
- Private:
 - driveway to home
 - garage
 - garden to home
 - yard to home
- Swimming-pool in private house or garden

Excludes: abandoned or derelict house (.8)
home under construction but not yet occupied (.6)
institutional place of residence (.1)

.1 Residential institution

- Children's home
- Dormitory
- Home for the sick
- Hospice
- Military camp
- Nursing home
- Old people's home
- Orphanage
- Pensioner's home
- Prison
- Reform school

INTERNATIONAL CLASSIFICATION OF DISEASES

.2 **School, other institution and public administrative area**

Building (including adjacent grounds) used by the general public or by a particular group of the public such as:

- assembly hall
- campus
- church
- cinema
- clubhouse
- college
- court-house
- dancehall
- day nursery
- gallery
- hospital
- institute for higher education
- kindergarten
- library
- movie-house
- museum
- music-hall
- opera-house
- post office
- public hall
- school (private)(public)(state)
- theatre
- university
- youth centre

Excludes: building under construction (.6)
residential institution (.1)
sports and athletics area (.3)

.3 Sports and athletics area

Baseball field
Basketball-court
Cricket ground
Football field
Golf-course
Gymnasium
Hockey field
Riding-school
Skating-rink
Squash-court
Stadium
Swimming-pool, public
Tennis-court

Excludes: swimming-pool or tennis-court in private home or garden (.0)

.4 Street and highway

Freeway
Motorway
Pavement
Road
Sidewalk

INTERNATIONAL CLASSIFICATION OF DISEASES

.5 Trade and service area

Airport
Bank
Café
Casino
Garage (commercial)
Gas station
Hotel
Market
Office building
Petrol station
Radio or television station
Restaurant
Service station
Shop (commercial)
Shopping mall
Station (bus)(railway)
Store
Supermarket
Warehouse

Excludes: garage in private home (.0)

.6 Industrial and construction area

Building [any] under construction
Dockyard
Dry dock
Factory:

- building
- premises

Gasworks
Industrial yard
Mine
Oil rig and other offshore installations
Pit (coal)(gravel)(sand)
Power-station (coal)(nuclear)(oil)
Shipyards
Tunnel under construction
Workshop

.7 Farm

Farm:

- buildings
- land under cultivation

Ranch

Excludes: farmhouse and home premises of farm (.0)

.8 Other specified places

Beach

Campsite

Canal

Caravan site NOS

Derelict house

Desert

Dock NOS

Forest

Harbour

Hill

Lake

Marsh

Military training ground

Mountain

Park (amusement) (public)

Parking-lot and parking-place

Pond or pool

Prairie

Public place NOS

Railway line

River

Sea

Seashore

Stream

Swamp

Water reservoir

Zoo

.9 Unspecified place

Activity code

The following subclassification is provided for optional use in a supplementary character position with categories V01-Y34 to indicate the activity of the injured person at the time the event occurred. This subclassification should not be confused with, or be used instead of, the recommended fourth-character subdivisions provided to indicate the place of occurrence of events classifiable to W00-Y34.

0 While engaged in sports activity

Physical exercise with a described functional element such as:

- golf
- jogging
- riding
- school athletics
- skiing
- swimming
- trekking
- water-skiing

1 While engaged in leisure activity

Hobby activities

Leisure-time activities with an entertainment element such as going to the cinema, to a dance or to a party

Participation in sessions and activities of voluntary organizations

Excludes: sports activities (0)

2 While working for income

Paid work (manual)(professional)

Transportation (time) to and from such activities

Work for salary, bonus and other types of income

3 While engaged in other types of work

Domestic duties such as:

- caring for children and relatives
- cleaning
- cooking
- gardening
- household maintenance

Duties for which one would not normally gain an income

Learning activities, e.g. attending school session or lesson

Undergoing education

EXTERNAL CAUSES OF MORBIDITY AND MORTALITY

- 4 **While resting, sleeping, eating or engaging in other vital activities**
 Personal hygiene
- 8 **While engaged in other specified activities**
- 9 **During unspecified activity**

Accidents

(V01-X59)

Transport accidents

(V01-V99)

Note: This section is structured in 12 groups. Those relating to land transport accidents (V01-V89) reflect the victim's mode of transport and are subdivided to identify the victim's "counterpart" or the type of event. The vehicle of which the injured person is an occupant is identified in the first two characters since it is seen as the most important factor to identify for prevention purposes.

Excludes: accidents to persons engaged in the maintenance or repair of transport equipment or vehicle not in motion unless injured by another vehicle in motion (W00-X59)
accidents involving vehicles, but unrelated to the hazards associated with the means of transportation [e.g., injuries received in a fight on board ship; transport vehicle involved in a cataclysm; finger crushed when shutting car door] (W00-W59)
assault by crashing of motor vehicle (Y03.-)
event of undetermined intent (Y31-Y33)
intentional self-harm (X81-X83)

Definitions related to transport accidents

- (a) A *transport accident* (V01-V99) is any accident involving a device designed primarily for, or being used at the time primarily for, conveying persons or goods from one place to another. Any object such as a coaster, skateboard, sled, trailer, or wagon being towed by any such device is considered a part of the specified device.
- (b) A *public highway* [trafficway] or *street* is the entire width between property lines (or other boundary lines) of land open to the public as a matter of right or custom for purposes of moving persons or property from one place to another. A *roadway* is that part of the public highway designed, improved and customarily used for vehicular traffic.

INTERNATIONAL CLASSIFICATION OF DISEASES

- (c) A *traffic accident* is any vehicle accident occurring on the public highway [i.e. originating on, terminating on, or involving a vehicle partially on the highway]. A vehicle accident is assumed to have occurred on the public highway unless another place is specified, except in the case of accidents involving only off-road motor vehicles, which are classified as nontraffic accidents unless the contrary is stated.
- (d) A *nontraffic accident* is any vehicle accident that occurs entirely in any place other than a public highway.
- (e) A *pedestrian* is any person involved in an accident who was not at the time of the accident riding in or on a motor vehicle, railway train, streetcar or animal-drawn or other vehicle, or on a pedal cycle or animal.

- Includes:*** person:
- changing tire of vehicle
 - making adjustment to motor of vehicle
 - on foot
- user of a pedestrian conveyance such as:
- baby carriage
 - ice-skates
 - perambulator
 - push-cart
 - push-chair
 - roller-skates
 - scooter (motorized)
 - skateboard
 - skis
 - sled
 - wheelchair (powered)

- (f) A *driver* is an occupant of a transport vehicle who is operating or intending to operate it.
- (g) A *passenger* is any occupant of a transport vehicle other than the driver.

Excludes: person travelling on outside of vehicle - see definition (h)

EXTERNAL CAUSES OF MORBIDITY AND MORTALITY

- (h) A *person on outside of vehicle* is any person being transported by a vehicle but not occupying the space normally reserved for the driver or passengers, or the space intended for the transport of property.

Includes: person (travelling on):

- bodywork
- bumper [fender]
- hanging on outside
- roof (rack)
- running-board
- step

- (i) A *pedal cycle* is any land transport vehicle operated solely by pedals.

Includes: bicycle
tricycle

Excludes: motorized bicycle - see definition (k)

- (j) A *pedal cyclist* is any person riding on a pedal cycle or in a sidecar or trailer attached to such a vehicle.

- (k) A *motorcycle* is a two-wheeled motor vehicle with one or two riding saddles and sometimes with a third wheel for the support of a sidecar. The sidecar is considered part of the motorcycle.

Includes: moped
motor scooter
motorcycle:

- NOS
- combination
- with sidecar

motorized bicycle
speed-limited motor-driven cycle

Excludes: motor-driven tricycle - see definition (n)
motorized scooter - see definition (e)

- (l) A *motorcycle rider* is any person riding on a motorcycle or in a sidecar or trailer attached to such a vehicle.

INTERNATIONAL CLASSIFICATION OF DISEASES

- (m) A *motorcyclist* is the driver of a motorcycle.
- (n) A *three-wheeled motor vehicle* is a motorized tricycle designed primarily for on-road use.
Includes: motor-driven tricycle
motorized rickshaw
three-wheeled motor car

Excludes: motorcycle with sidecar - see definition (k)
special all-terrain vehicle - see definition (y)
- (o) A *car* [*automobile*] is a four-wheeled motor vehicle designed primarily for carrying up to 10 persons. A trailer or caravan being towed by a car is considered a part of the car.

Includes: minibus
- (p) A *motor vehicle* may refer to various transport vehicles. The local usage of the terms should be established to determine the appropriate code. If the terms are used ambiguously, use the code for “unspecified”. A trailer or caravan being towed by a vehicle is considered a part of the vehicle.
- (q) A *pick-up truck* or *van* is a four- or six-wheeled motor vehicle designed primarily for carrying property, weighing less than the local limit for classification as a heavy goods vehicle, and not requiring a special driver's license.
- (r) A *heavy transport vehicle* is a motor vehicle designed primarily for carrying property, meeting local criteria for classification as a heavy goods vehicle in terms of curbside weight (usually above 3500 kg), and requiring a special driver's license.
- (s) A *bus* is a motor vehicle designed or adapted primarily for carrying more than 10 persons, and requiring a special driver's license.

Includes: coach

EXTERNAL CAUSES OF MORBIDITY AND MORTALITY

- (t) A *railway train* or *railway vehicle* is any device, with or without cars coupled to it, designed for traffic on a railway.

Includes: interurban:
• electric car } (operated chiefly on its own right-of-way,
• streetcar } not open to other traffic)
railway train, any power [diesel] [electric] [steam]:
• funicular
• monorail or two-rail
• subterranean or elevated
other vehicle designed to run on a railway track

Excludes: interurban electric cars [streetcars] specified to be operating on a right-of-way that forms part of the public street or highway -
see definition (u)

- (u) A *streetcar* is a device designed and used primarily for transporting persons within a municipality, running on rails, usually subject to normal traffic control signals, and operated principally on a right-of-way that forms part of the roadway. A trailer being towed by a streetcar is considered a part of the streetcar.

Includes: interurban electric car or streetcar, when specified to be operating on a street or public highway
tram (car)
trolley (car)

- (v) A *special vehicle mainly used on industrial premises* is a motor vehicle designed primarily for use within the buildings and premises of industrial or commercial establishments.

Includes: battery-powered:
• airport passenger vehicle
• truck (baggage) (mail)
coal-car in mine
forklift (truck)
logging car
self-propelled truck, industrial
station baggage truck (powered)
tram, truck or tub (powered) in mine or quarry

Excludes: accident(s) not occurring on highway (W31)

INTERNATIONAL CLASSIFICATION OF DISEASES

(w) A *special vehicle mainly used in agriculture* is a motor vehicle designed specifically for use in farming and agriculture (horticulture), for example to work the land, tend and harvest crops and transport materials on the farm.

Includes: combine harvester
self-propelled farm machinery
tractor (and trailer)

Excludes: accident(s) not occurring on highway (W30)

(x) A *special construction vehicle* is a motor vehicle designed specifically for use in the construction (and demolition) of roads, buildings and other structures.

Includes: bulldozer
digger
dumper truck
earth-leveller
mechanical shovel
road-roller

Excludes: accident(s) not occurring on highway (W31)

(y) A *special all-terrain vehicle* is a motor vehicle of special design to enable it to negotiate rough or soft terrain or snow. Examples of special design are high construction, special wheels and tires, tracks, and support on a cushion of air.

Includes: hovercraft on land or swamp
snowmobile

Excludes: hovercraft on open water - see definition (aa)

(z) A vehicle is considered to be a motor vehicle when accident occurred on a public highway [i.e., originating, terminating or involving vehicle partially on the highway].

(aa) A *watercraft* is any device for transporting passengers or goods on water.

Includes: hovercraft NOS

(bb) An *aircraft* is any device for transporting passengers or goods in the air.

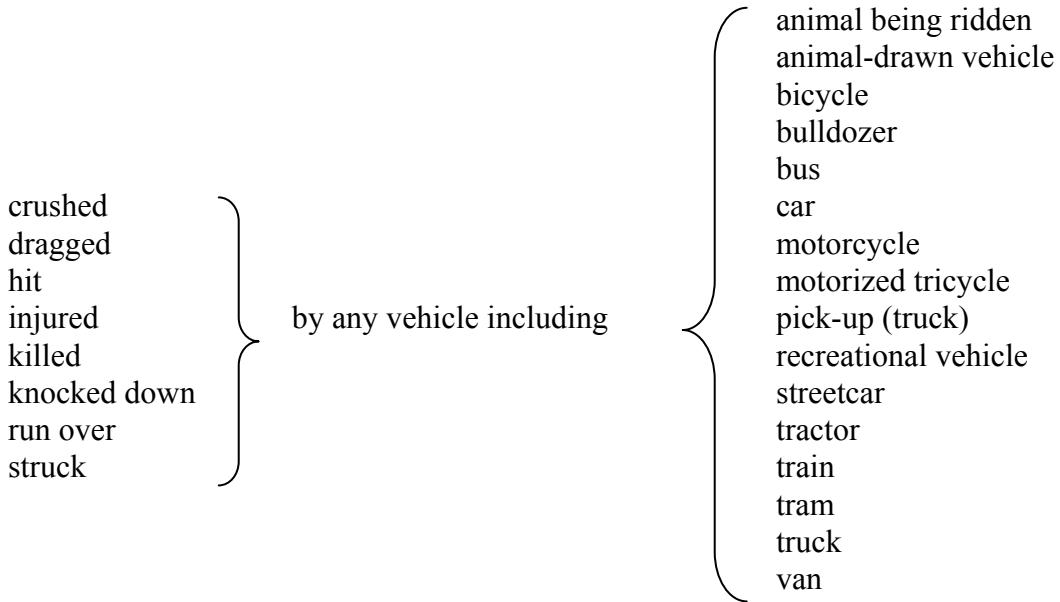
Classification and coding instructions for transport accidents

1. If an event is unspecified as to whether it was a traffic or a nontraffic accident, it is assumed to be:
 - (a) A traffic accident when the event is classifiable to categories V02-V04, V10-V82 and V87.
 - (b) A nontraffic accident when the event is classifiable to categories V83-V86. For these categories the victim is either a pedestrian, or an occupant of a vehicle designed primarily for off-road use.

2. When accidents involving more than one kind of transport are reported, the following order of precedence should be used:

aircraft and spacecraft (V95-V97)
watercraft (V90-V94)
other modes of transport (V01-V89, V98-V99)

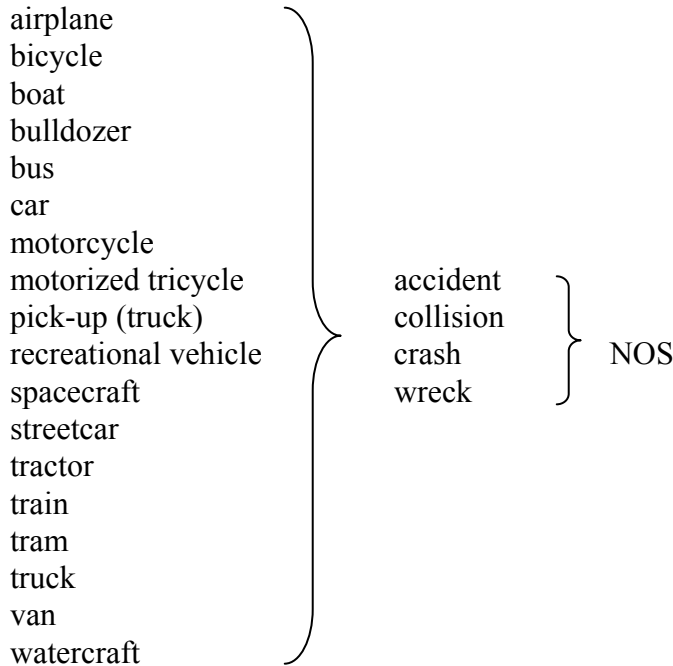
3. Where transport accident descriptions do not specify the victim as being a vehicle occupant and the victim is described as:



classify the victim as a pedestrian (categories V01-V09).

INTERNATIONAL CLASSIFICATION OF DISEASES

4. Where transport accident descriptions do not indicate the victim's role, such as:



classify the victim as an occupant or rider of the vehicle mentioned.

If more than one vehicle is mentioned, do not make any assumption as to which vehicle was occupied by the victim unless the vehicles are the same. Instead, code to the appropriate categories V87-V88, V90-V94, V95-V97, taking into account the order of precedence given in note 2.

5. Where a transport accident, such as:

vehicle (motor) (nonmotor):

- failing to make curve
- going out of control (due to):
 - burst tire [blowout]
 - driver falling asleep
 - driver inattention
 - excessive speed
 - failure of mechanical part

resulted in a subsequent collision, classify the accident as a collision. If an accident other than a collision resulted, classify it as a noncollision accident according to the vehicle type involved.

EXTERNAL CAUSES OF MORBIDITY AND MORTALITY

6. Where a transport accident involving a vehicle in motion for these listed conditions:

accidental poisoning from exhaust gas generated by breakage of any part of explosion of any part of fall, jump, thrown, or being accidentally pushed from fire starting in hit by object thrown into or onto injured by being thrown against some part of, or object in injury from moving part of object falling in or on	}	vehicle in motion
---	---	-------------------

resulted in a subsequent collision, classify the accident as a collision. If an accident other than a collision resulted, classify it as a noncollision accident according to the vehicle type involved.

If victim was thrown from vehicle and struck, classify victim as occupant of the vehicle type involved.

INTERNATIONAL CLASSIFICATION OF DISEASES

7. Land transport accidents described as:

collision (due to loss of control) (on highway) between vehicle and:

- abutment (bridge) (overpass)
- ditch
- ditch bank
- fallen stone
- guard rail or boundary fence
- inter-highway divider
- landslide (not moving)
- object thrown in front of motor vehicle
- safety island
- tree
- traffic sign or marker (temporary)
- utility pole
- wall of cut made for road
- other object, fixed, movable or moving



are included in
V17.-, V27.-,
V37.-, V47.-, V57.-,
V67.- and V77.-

overturning (without collision) are included in V18.-, V28.-, V38.-, V48.-, V58.-, V68.-, and V78.-

collision with animal (herded) (unattended) are included in V10.-, V20.-, V30.-, V40.-, V50.-, V60.-, and V70.-

collision with animal-drawn vehicle or animal being ridden are included in V16.-, V26.-, V36.-, V46.-, V56.-, V66.-, and V76.-.

**Pedestrian injured in transport accident
(V01-V09)**

Excludes: collision of pedestrian (conveyance) with other pedestrian (conveyance) (W51.-)
• with subsequent fall (W03.-)

The following fourth-character subdivisions are for use with categories V01-V06:

- .0 Nontraffic accident
- .1 Traffic accident
- .9 Unspecified whether traffic or nontraffic accident

- V01** Pedestrian injured in collision with pedal cycle
- V02** Pedestrian injured in collision with two- or three-wheeled motor vehicle
- V03** Pedestrian injured in collision with car, pick-up truck or van
- V04** Pedestrian injured in collision with heavy transport vehicle or bus
- V05** Pedestrian injured in collision with railway train or railway vehicle
- V06** Pedestrian injured in collision with other nonmotor vehicle
Includes: collision with animal-drawn vehicle, animal being ridden, streetcar
- V09** Pedestrian injured in other and unspecified transport accidents
Includes: pedestrian injured by special vehicle
- V09.0** Pedestrian injured in nontraffic accident involving other and unspecified motor vehicles
- V09.1** Pedestrian injured in unspecified nontraffic accident
- V09.2** Pedestrian injured in traffic accident involving other and unspecified motor vehicles
- V09.3** Pedestrian injured in unspecified traffic accident
- V09.9** Pedestrian injured in unspecified transport accident

**Pedal cyclist injured in transport accident
(V10-V19)**

The following fourth-character subdivisions are for use with categories V10-V18:

- .0 Driver injured in nontraffic accident
- .1 Passenger injured in nontraffic accident
- .2 Unspecified pedal cyclist injured in nontraffic accident
- .3 Person injured while boarding or alighting
- .4 Driver injured in traffic accident
- .5 Passenger injured in traffic accident
- .9 Unspecified pedal cyclist injured in traffic accident

V10

Pedal cyclist injured in collision with pedestrian or animal

Excludes: collision with animal-drawn vehicle or animal being ridden (V16.-)

V11

Pedal cyclist injured in collision with other pedal cycle

V12

Pedal cyclist injured in collision with two- or three-wheeled motor vehicle

V13

Pedal cyclist injured in collision with car, pick-up truck or van

V14

Pedal cyclist injured in collision with heavy transport vehicle or bus

V15

Pedal cyclist injured in collision with railway train or railway vehicle

V16

Pedal cyclist injured in collision with other nonmotor vehicle

Includes: collision with animal-drawn vehicle, animal being ridden, streetcar

V17

Pedal cyclist injured in collision with fixed or stationary object

V18

Pedal cyclist injured in noncollision transport accident

Includes: fall or thrown from pedal cycle (without antecedent collision)
overturning:

- NOS
- without collision

EXTERNAL CAUSES OF MORBIDITY AND MORTALITY

- V19** **Pedal cyclist injured in other and unspecified transport accidents**
- V19.0** **Driver injured in collision with other and unspecified motor vehicles in nontraffic accident**
- V19.1** **Passenger injured in collision with other and unspecified motor vehicles in nontraffic accident**
- V19.2** **Unspecified pedal cyclist injured in collision with other and unspecified motor vehicles in nontraffic accident**
Pedal cycle collision NOS, nontraffic
- V19.3** **Pedal cyclist [any] injured in unspecified nontraffic accident**
Pedal cycle accident NOS, nontraffic
Pedal cyclist injured in nontraffic accident NOS
- V19.4** **Driver injured in collision with other and unspecified motor vehicles in traffic accident**
- V19.5** **Passenger injured in collision with other and unspecified motor vehicles in traffic accident**
- V19.6** **Unspecified pedal cyclist injured in collision with other and unspecified motor vehicles in traffic accident**
Pedal cycle collision NOS (traffic)
- V19.8** **Pedal cyclist [any] injured in other specified transport accidents**
Trapped by part of pedal cycle
- V19.9** **Pedal cyclist [any] injured in unspecified traffic accident**
Pedal cycle accident NOS

**Motorcycle rider injured in transport accident
(V20-V29)**

Includes: moped
motorcycle with sidecar
motorized bicycle
motor scooter

Excludes: three-wheeled motor vehicle (V30-V39)

The following fourth-character subdivisions are for use with categories V20-V28:

- .0 Driver injured in nontraffic accident
- .1 Passenger injured in nontraffic accident
- .2 Unspecified motorcycle rider injured in nontraffic accident
- .3 Person injured while boarding or alighting
- .4 Driver injured in traffic accident
- .5 Passenger injured in traffic accident
- .9 Unspecified motorcycle rider injured in traffic accident

V20

Motorcycle rider injured in collision with pedestrian or animal

Excludes: collision with animal-drawn vehicle or animal being ridden (V26.-)

V21

Motorcycle rider injured in collision with pedal cycle

V22

Motorcycle rider injured in collision with two- or three-wheeled motor vehicle

V23

Motorcycle rider injured in collision with car, pick-up truck or van

V24

Motorcycle rider injured in collision with heavy transport vehicle or bus

V25

Motorcycle rider injured in collision with railway train or railway vehicle

V26

Motorcycle rider injured in collision with other nonmotor vehicle

Includes: collision with animal-drawn vehicle, animal being ridden, streetcar

V27

Motorcycle rider injured in collision with fixed or stationary object

V28

Motorcycle rider injured in noncollision transport accident

Includes: fall or thrown from motorcycle (without antecedent collision)
overturning:
• NOS
• without collision

V29

Motorcycle rider injured in other and unspecified transport accidents

V29.0

Driver injured in collision with other and unspecified motor vehicles in nontraffic accident

V29.1

Passenger injured in collision with other and unspecified motor vehicles in nontraffic accident

V29.2

Unspecified motorcycle rider injured in collision with other and unspecified motor vehicles in nontraffic accident
Motorcycle collision NOS, nontraffic

V29.3

Motorcycle rider [any] injured in unspecified nontraffic accident
Motorcycle accident NOS, nontraffic
Motorcycle rider injured in nontraffic accident NOS

V29.4

Driver injured in collision with other and unspecified motor vehicles in traffic accident

V29.5

Passenger injured in collision with other and unspecified motor vehicles in traffic accident

V29.6

Unspecified motorcycle rider injured in collision with other and unspecified motor vehicles in traffic accident
Motorcycle collision NOS (traffic)

V29.8

Motorcycle rider [any] injured in other specified transport accidents
Trapped by part of motorcycle

V29.9

Motorcycle rider [any] injured in unspecified traffic accident
Motorcycle accident NOS

**Occupant of three-wheeled motor vehicle injured in transport accident
(V30-V39)**

Includes: motorized tricycle

Excludes: motorcycle with sidecar (V20-V29)
vehicle designed primarily for off-road use (V86.-)

The following fourth-character subdivisions are for use with categories V30-V38:

- .0 Driver injured in nontraffic accident
- .1 Passenger injured in nontraffic accident
- .2 Person on outside of vehicle injured in nontraffic accident
- .3 Unspecified occupant of three-wheeled motor vehicle injured in nontraffic accident
- .4 Person injured while boarding or alighting
- .5 Driver injured in traffic accident
- .6 Passenger injured in traffic accident
- .7 Person on outside of vehicle injured in traffic accident
- .9 Unspecified occupant of three-wheeled motor vehicle injured in traffic accident

V30

Occupant of three-wheeled motor vehicle injured in collision with pedestrian or animal

Excludes: collision with animal-drawn vehicle or animal being ridden (V36.-)

V31

Occupant of three-wheeled motor vehicle injured in collision with pedal cycle

V32

Occupant of three-wheeled motor vehicle injured in collision with two- or three-wheeled motor vehicle

V33

Occupant of three-wheeled motor vehicle injured in collision with car, pick-up truck or van

V34

Occupant of three-wheeled motor vehicle injured in collision with heavy transport vehicle or bus

V35

Occupant of three-wheeled motor vehicle injured in collision with railway train or railway vehicle

V36

Occupant of three-wheeled motor vehicle injured in collision with other nonmotor vehicle

Includes: collision with animal-drawn vehicle, animal being ridden, streetcar

- V37** **Occupant of three-wheeled motor vehicle injured in collision with fixed or stationary object**
- V38** **Occupant of three-wheeled motor vehicle injured in noncollision transport accident**
Includes: fall or thrown from three-wheeled motor vehicle
 overturning:
 • NOS
 • without collision
- V39** **Occupant of three-wheeled motor vehicle injured in other and unspecified transport accidents**
- V39.0** **Driver injured in collision with other and unspecified motor vehicles in nontraffic accident**
- V39.1** **Passenger injured in collision with other and unspecified motor vehicles in nontraffic accident**
- V39.2** **Unspecified occupant of three-wheeled motor vehicle injured in collision with other and unspecified motor vehicles in nontraffic accident**
Collision NOS involving three-wheeled motor vehicle, nontraffic
- V39.3** **Occupant [any] of three-wheeled motor vehicle injured in unspecified nontraffic accident**
Accident NOS involving three-wheeled motor vehicle, nontraffic
Occupant of three-wheeled motor vehicle injured in nontraffic accident NOS
- V39.4** **Driver injured in collision with other and unspecified motor vehicles in traffic accident**
- V39.5** **Passenger injured in collision with other and unspecified motor vehicles in traffic accident**
- V39.6** **Unspecified occupant of three-wheeled motor vehicle injured in collision with other and unspecified motor vehicles in traffic accident**
Collision NOS involving three-wheeled motor vehicle (traffic)

INTERNATIONAL CLASSIFICATION OF DISEASES

V39.8 **Occupant [any] of three-wheeled motor vehicle injured in other specified transport accidents**

Trapped by door or other part of three-wheeled motor vehicle

V39.9 **Occupant [any] of three-wheeled motor vehicle injured in unspecified traffic accident**

Accident NOS involving three-wheeled motor vehicle

Car occupant injured in transport accident (V40-V49)

Includes: minibus

The following fourth-character subdivisions are for use with categories V40-V48:

- .0 Driver injured in nontraffic accident
- .1 Passenger injured in nontraffic accident
- .2 Person on outside of vehicle injured in nontraffic accident
- .3 Unspecified car occupant injured in nontraffic accident
- .4 Person injured while boarding or alighting
- .5 Driver injured in traffic accident
- .6 Passenger injured in traffic accident
- .7 Person on outside of vehicle injured in traffic accident
- .9 Unspecified car occupant injured in traffic accident

V40

Car occupant injured in collision with pedestrian or animal

Excludes: collision with animal-drawn vehicle or animal being ridden (V46.-)

V41

Car occupant injured in collision with pedal cycle

V42

Car occupant injured in collision with two- or three-wheeled motor vehicle

V43

Car occupant injured in collision with car, pick-up truck or van

V44

Car occupant injured in collision with heavy transport vehicle or bus

V45

Car occupant injured in collision with railway train or railway vehicle

V46

Car occupant injured in collision with other nonmotor vehicle

Includes: collision with animal-drawn vehicle, animal being ridden, streetcar

- V47** Car occupant injured in collision with fixed or stationary object
- V48** Car occupant injured in noncollision transport accident
Includes: overturning:
- NOS
 - without collision
- V49** Car occupant injured in other and unspecified transport accidents
- V49.0** Driver injured in collision with other and unspecified motor vehicles in nontraffic accident
- V49.1** Passenger injured in collision with other and unspecified motor vehicles in nontraffic accident
- V49.2** Unspecified car occupant injured in collision with other and unspecified motor vehicles in nontraffic accident
Car collision NOS, nontraffic
- V49.3** Car occupant [any] injured in unspecified nontraffic accident
Car accident NOS, nontraffic
Car occupant injured in nontraffic accident NOS
- V49.4** Driver injured in collision with other and unspecified motor vehicles in traffic accident
- V49.5** Passenger injured in collision with other and unspecified motor vehicles in traffic accident
- V49.6** Unspecified car occupant injured in collision with other and unspecified motor vehicles in traffic accident
Car collision NOS (traffic)
- V49.8** Car occupant [any] injured in other specified transport accidents
Trapped by door or other part of car
- V49.9** Car occupant [any] injured in unspecified traffic accident
Car accident NOS

**Occupant of pick-up truck or van injured in transport accident
(V50-V59)**

Excludes: heavy transport vehicle (V60-V69)

The following fourth-character subdivisions are for use with categories V50-V58:

- .0 Driver injured in nontraffic accident
- .1 Passenger injured in nontraffic accident
- .2 Person on outside of vehicle injured in nontraffic accident
- .3 Unspecified occupant of pick-up truck or van injured in nontraffic accident
- .4 Person injured while boarding or alighting
- .5 Driver injured in traffic accident
- .6 Passenger injured in traffic accident
- .7 Person on outside of vehicle injured in traffic accident
- .9 Unspecified occupant of pick-up truck or van injured in traffic accident

V50

Occupant of pick-up truck or van injured in collision with pedestrian or animal

Excludes: collision with animal-drawn vehicle or animal being ridden (V56.-)

V51

Occupant of pick-up truck or van injured in collision with pedal cycle

V52

Occupant of pick-up truck or van injured in collision with two- or three-wheeled motor vehicle

V53

Occupant of pick-up truck or van injured in collision with car, pick-up truck or van

V54

Occupant of pick-up truck or van injured in collision with heavy transport vehicle or bus

V55

Occupant of pick-up truck or van injured in collision with railway train or railway vehicle

V56

Occupant of pick-up truck or van injured in collision with other nonmotor vehicle

Includes: collision with animal-drawn vehicle, animal being ridden, streetcar

V57

Occupant of pick-up truck or van injured in collision with fixed or stationary object

EXTERNAL CAUSES OF MORBIDITY AND MORTALITY

- V58** **Occupant of pick-up truck or van injured in noncollision transport accident**
Includes: overturning:
 • NOS
 • without collision
- V59** **Occupant of pick-up truck or van injured in other and unspecified transport accidents**
- V59.0** **Driver injured in collision with other and unspecified motor vehicles in nontraffic accident**
- V59.1** **Passenger injured in collision with other and unspecified motor vehicles in nontraffic accident**
- V59.2** **Unspecified occupant of pick-up truck or van injured in collision with other and unspecified motor vehicles in nontraffic accident**
Collision NOS involving pick-up truck or van, nontraffic
- V59.3** **Occupant [any] of pick-up truck or van injured in unspecified nontraffic accident**
Accident NOS involving pick-up truck or van, nontraffic
Occupant of pick-up truck or van injured in nontraffic accident NOS
- V59.4** **Driver injured in collision with other and unspecified motor vehicles in traffic accident**
- V59.5** **Passenger injured in collision with other and unspecified motor vehicles in traffic accident**
- V59.6** **Unspecified occupant of pick-up truck or van injured in collision with other and unspecified motor vehicles in traffic accident**
Collision NOS involving pick-up truck or van (traffic)
- V59.8** **Occupant [any] of pick-up truck or van injured in other specified transport accidents**
Trapped by door or other part of pick-up truck or van
- V59.9** **Occupant [any] of pick-up truck or van injured in unspecified traffic accident**
Accident NOS involving pick-up truck or van

**Occupant of heavy transport vehicle injured in transport accident
(V60-V69)**

The following fourth-character subdivisions are for use with categories V60-V68:

- .0 Driver injured in nontraffic accident
- .1 Passenger injured in nontraffic accident
- .2 Person on outside of vehicle injured in nontraffic accident
- .3 Unspecified occupant of heavy transport vehicle injured in nontraffic accident
- .4 Person injured while boarding or alighting
- .5 Driver injured in traffic accident
- .6 Passenger injured in traffic accident
- .7 Person on outside of vehicle injured in traffic accident
- .9 Unspecified occupant of heavy transport vehicle injured in traffic accident

V60

Occupant of heavy transport vehicle injured in collision with pedestrian or animal

Excludes: collision with animal-drawn vehicle or animal being ridden (V66.-)

V61

Occupant of heavy transport vehicle injured in collision with pedal cycle

V62

Occupant of heavy transport vehicle injured in collision with two- or three-wheeled motor vehicle

V63

Occupant of heavy transport vehicle injured in collision with car, pick-up truck or van

V64

Occupant of heavy transport vehicle injured in collision with heavy transport vehicle or bus

V65

Occupant of heavy transport vehicle injured in collision with railway train or railway vehicle

V66

Occupant of heavy transport vehicle injured in collision with other nonmotor vehicle

Includes: collision with animal-drawn vehicle, animal being ridden, streetcar

V67

Occupant of heavy transport vehicle injured in collision with fixed or stationary object

EXTERNAL CAUSES OF MORBIDITY AND MORTALITY

- V68** **Occupant of heavy transport vehicle injured in noncollision transport accident**
Includes: overturning:
 • NOS
 • without collision
- V69** **Occupant of heavy transport vehicle injured in other and unspecified transport accidents**
- V69.0** **Driver injured in collision with other and unspecified motor vehicles in nontraffic accident**
- V69.1** **Passenger injured in collision with other and unspecified motor vehicles in nontraffic accident**
- V69.2** **Unspecified occupant of heavy transport vehicle injured in collision with other and unspecified motor vehicles in nontraffic accident**
Collision NOS involving heavy transport vehicle, nontraffic
- V69.3** **Occupant [any] of heavy transport vehicle injured in unspecified nontraffic accident**
Accident NOS involving heavy transport vehicle, nontraffic
Occupant of heavy transport vehicle injured in nontraffic accident NOS
- V69.4** **Driver injured in collision with other and unspecified motor vehicles in traffic accident**
- V69.5** **Passenger injured in collision with other and unspecified motor vehicles in traffic accident**
- V69.6** **Unspecified occupant of heavy transport vehicle injured in collision with other and unspecified motor vehicles in traffic accident**
Collision NOS involving heavy transport vehicle (traffic)
- V69.8** **Occupant [any] of heavy transport vehicle injured in other specified transport accidents**
Trapped by door or other part of heavy transport vehicle
- V69.9** **Occupant [any] of heavy transport vehicle injured in unspecified traffic accident**
Accident NOS involving heavy transport vehicle

**Bus occupant injured in transport accident
(V70-V79)**

Excludes: minibus (V40-V49)

The following fourth-character subdivisions are for use with categories V70-V78:

- .0 Driver injured in nontraffic accident
- .1 Passenger injured in nontraffic accident
- .2 Person on outside of vehicle injured in nontraffic accident
- .3 Unspecified bus occupant injured in nontraffic accident
- .4 Person injured while boarding or alighting
- .5 Driver injured in traffic accident
- .6 Passenger injured in traffic accident
- .7 Person on outside of vehicle injured in traffic accident
- .9 Unspecified bus occupant injured in traffic accident

V70

Bus occupant injured in collision with pedestrian or animal

Excludes: collision with animal-drawn vehicle or animal being ridden (V76.-)

V71

Bus occupant injured in collision with pedal cycle

V72

Bus occupant injured in collision with two- or three-wheeled motor vehicle

V73

Bus occupant injured in collision with car, pick-up truck or van

V74

Bus occupant injured in collision with heavy transport vehicle or bus

V75

Bus occupant injured in collision with railway train or railway vehicle

V76

Bus occupant injured in collision with other nonmotor vehicle

Includes: collision with animal-drawn vehicle, animal being ridden, streetcar

V77

Bus occupant injured in collision with fixed or stationary object

V78

Bus occupant injured in noncollision transport accident

Includes: overturning:

- NOS
- without collision

- V79** **Bus occupant injured in other and unspecified transport accidents**
- V79.0** **Driver injured in collision with other and unspecified motor vehicles in nontraffic accident**
- V79.1** **Passenger injured in collision with other and unspecified motor vehicles in nontraffic accident**
- V79.2** **Unspecified bus occupant injured in collision with other and unspecified motor vehicles in nontraffic accident**
Bus collision NOS, nontraffic
- V79.3** **Bus occupant [any] injured in unspecified nontraffic accident**
Bus accident NOS, nontraffic
Bus occupant injured in nontraffic accident NOS
- V79.4** **Driver injured in collision with other and unspecified motor vehicles in traffic accident**
- V79.5** **Passenger injured in collision with other and unspecified motor vehicles in traffic accident**
- V79.6** **Unspecified bus occupant injured in collision with other and unspecified motor vehicles in traffic accident**
Bus collision NOS (traffic)
- V79.8** **Bus occupant [any] injured in other specified transport accidents**
Trapped by door or other part of bus
- V79.9** **Bus occupant [any] injured in unspecified traffic accident**
Bus accident NOS

**Other land transport accidents
(V80-V89)**

- V80** **Animal-rider or occupant of animal-drawn vehicle injured in transport accident**
- V80.0** **Rider or occupant injured by fall from or being thrown from animal or animal-drawn vehicle in noncollision accident**
Overturning:
• NOS
• without collision
- V80.1** **Rider or occupant injured in collision with pedestrian or animal**
Excludes: collision with animal-drawn vehicle or animal being ridden (V80.7)
- V80.2** **Rider or occupant injured in collision with pedal cycle**
- V80.3** **Rider or occupant injured in collision with two-or three-wheeled motor vehicle**
- V80.4** **Rider or occupant injured in collision with car, pick-up truck, van, heavy transport vehicle or bus**
- V80.5** **Rider or occupant injured in collision with other specified motor vehicle**
- V80.6** **Rider or occupant injured in collision with railway train or railway vehicle**
- V80.7** **Rider or occupant injured in collision with other nonmotor vehicle**
Collision with:
• animal being ridden
• animal-drawn vehicle
• streetcar
- V80.8** **Rider or occupant injured in collision with fixed or stationary object**
- V80.9** **Rider or occupant injured in other and unspecified transport accidents**
Animal-drawn vehicle accident NOS
Animal-rider accident NOS
- V81** **Occupant of railway train or railway vehicle injured in transport accident**
Includes: person on outside of train
- V81.0** **Occupant of railway train or railway vehicle injured in collision with motor vehicle in nontraffic accident**

EXTERNAL CAUSES OF MORBIDITY AND MORTALITY

- V81.1 Occupant of railway train or railway vehicle injured in collision with motor vehicle in traffic accident**
- V81.2 Occupant of railway train or railway vehicle injured in collision with or hit by rolling stock**
- V81.3 Occupant of railway train or railway vehicle injured in collision with other object**
Railway collision NOS
- V81.4 Person injured while boarding or alighting from railway train or railway vehicle**
- V81.5 Occupant of railway train or railway vehicle injured by fall in railway train or railway vehicle**
Excludes: fall:
 - during derailment:
 - with antecedent collision (V81.0-V81.3)
 - without antecedent collision (V81.7)
 - while boarding or alighting (V81.4)
- V81.6 Occupant of railway train or railway vehicle injured by fall from railway train or railway vehicle**
Excludes: fall:
 - during derailment:
 - with antecedent collision (V81.0-V81.3)
 - without antecedent collision (V81.7)
 - while boarding or alighting (V81.4)
- V81.7 Occupant of railway train or railway vehicle injured in derailment without antecedent collision**

V81.8 Occupant of railway train or railway vehicle injured in other specified railway accidents

Explosion or fire

Hit by falling:

- earth
- rock
- tree

Excludes: derailment:

- with antecedent collision (V81.0-V81.3)
- without antecedent collision (V81.7)

V81.9 Occupant of railway train or railway vehicle injured in unspecified railway accident

Railway accident NOS

V82

Occupant of streetcar injured in transport accident

Includes: person on outside of streetcar

V82.0 Occupant of streetcar injured in collision with motor vehicle in nontraffic accident

V82.1 Occupant of streetcar injured in collision with motor vehicle in traffic accident

V82.2 Occupant of streetcar injured in collision with or hit by rolling stock

V82.3 Occupant of streetcar injured in collision with other object

Excludes: collision with animal-drawn vehicle or animal being ridden (V82.8)

V82.4 Person injured while boarding or alighting from streetcar

V82.5 Occupant of streetcar injured by fall in streetcar

Excludes: fall:

- while boarding or alighting (V82.4)
- with antecedent collision (V82.0-V82.3)

V82.6 Occupant of streetcar injured by fall from streetcar

Excludes: fall:

- while boarding or alighting (V82.4)
- with antecedent collision (V82.0-V82.3)

EXTERNAL CAUSES OF MORBIDITY AND MORTALITY

- V82.7** **Occupant of streetcar injured in derailment without antecedent collision**
- V82.8** **Occupant of streetcar injured in other specified transport accidents**
Collision with train or other nonmotor vehicle
- V82.9** **Occupant of streetcar injured in unspecified traffic accident**
Streetcar accident NOS
- V83** **Occupant of special vehicle mainly used on industrial premises injured in transport accident**
Excludes: vehicle in stationary use or maintenance (W31.-)
- V83.0** **Driver of special industrial vehicle injured in traffic accident**
- V83.1** **Passenger of special industrial vehicle injured in traffic accident**
- V83.2** **Person on outside of special industrial vehicle injured in traffic accident**
- V83.3** **Unspecified occupant of special industrial vehicle injured in traffic accident**
- V83.4** **Person injured while boarding or alighting from special industrial vehicle**
- V83.5** **Driver of special industrial vehicle injured in nontraffic accident**
- V83.6** **Passenger of special industrial vehicle injured in nontraffic accident**
- V83.7** **Person on outside of special industrial vehicle injured in nontraffic accident**
- V83.9** **Unspecified occupant of special industrial vehicle injured in nontraffic accident**
Special-industrial-vehicle accident NOS
- V84** **Occupant of special vehicle mainly used in agriculture injured in transport accident**
Excludes: vehicle in stationary use or maintenance (W30.-)
- V84.0** **Driver of special agricultural vehicle injured in traffic accident**
- V84.1** **Passenger of special agricultural vehicle injured in traffic accident**
- V84.2** **Person on outside of special agricultural vehicle injured in traffic accident**

INTERNATIONAL CLASSIFICATION OF DISEASES

- V84.3** Unspecified occupant of special agricultural vehicle injured in traffic accident
- V84.4** Person injured while boarding or alighting from special agricultural vehicle
- V84.5** Driver of special agricultural vehicle injured in nontraffic accident
- V84.6** Passenger of special agricultural vehicle injured in nontraffic accident
- V84.7** Person on outside of special agricultural vehicle injured in nontraffic accident
- V84.9** Unspecified occupant of special agricultural vehicle injured in nontraffic accident
Special-agricultural-vehicle accident NOS
- V85** Occupant of special construction vehicle injured in transport accident
Excludes: vehicle in stationary use or maintenance (W31.-)
- V85.0** Driver of special construction vehicle injured in traffic accident
- V85.1** Passenger of special construction vehicle injured in traffic accident
- V85.2** Person on outside of special construction vehicle injured in traffic accident
- V85.3** Unspecified occupant of special construction vehicle injured in traffic accident
- V85.4** Person injured while boarding or alighting from special construction vehicle
- V85.5** Driver of special construction vehicle injured in nontraffic accident
- V85.6** Passenger of special construction vehicle injured in nontraffic accident
- V85.7** Person on outside of special construction vehicle injured in nontraffic accident
- V85.9** Unspecified occupant of special construction vehicle injured in nontraffic accident
Special-construction-vehicle accident NOS

EXTERNAL CAUSES OF MORBIDITY AND MORTALITY

- V86** **Occupant of special all-terrain or other motor vehicle designed primarily for off-road use, injured in transport accident**
Excludes: vehicle in stationary use or maintenance (W31.-)
- V86.0** **Driver of all-terrain or other off-road motor vehicle injured in traffic accident**
- V86.1** **Passenger of all-terrain or other off-road motor vehicle injured in traffic accident**
- V86.2** **Person on outside of all-terrain or other off-road motor vehicle injured in traffic accident**
- V86.3** **Unspecified occupant of all-terrain or other off-road motor vehicle injured in traffic accident**
- V86.4** **Person injured while boarding or alighting from all-terrain or other off-road motor vehicle**
- V86.5** **Driver of all-terrain or other off-road motor vehicle injured in nontraffic accident**
- V86.6** **Passenger of all-terrain or other off-road motor vehicle injured in nontraffic accident**
- V86.7** **Person on outside of all-terrain or other off-road motor vehicle injured in nontraffic accident**
- V86.9** **Unspecified occupant of all-terrain or other off-road motor vehicle injured in nontraffic accident**
All-terrain motor-vehicle accident NOS
Off-road motor-vehicle accident NOS

INTERNATIONAL CLASSIFICATION OF DISEASES

- V87** **Traffic accident of specified type but victim's mode of transport unknown**
Excludes: collision involving:
- pedal cyclist (V10-V19)
 - pedestrian (V01-V09)
- V87.0** **Person injured in collision between car and two- or three-wheeled motor vehicle (traffic)**
- V87.1** **Person injured in collision between other motor vehicle and two-or three-wheeled motor vehicle (traffic)**
- V87.2** **Person injured in collision between car and pick-up truck or van (traffic)**
- V87.3** **Person injured in collision between car and bus (traffic)**
- V87.4** **Person injured in collision between car and heavy transport vehicle (traffic)**
- V87.5** **Person injured in collision between heavy transport vehicle and bus (traffic)**
- V87.6** **Person injured in collision between railway train or railway vehicle and car (traffic)**
- V87.7** **Person injured in collision between other specified motor vehicles (traffic)**
- V87.8** **Person injured in other specified noncollision transport accidents involving motor vehicle (traffic)**
- V87.9** **Person injured in other specified (collision)(noncollision) transport accidents involving nonmotor vehicle (traffic)**
- V88** **Nontraffic accident of specified type but victim's mode of transport unknown**
Excludes: collision involving:
- pedal cyclist (V10-V19)
 - pedestrian (V01-V09)
- V88.0** **Person injured in collision between car and two- or three-wheeled motor vehicle, nontraffic**
- V88.1** **Person injured in collision between other motor vehicle and two- or three-wheeled motor vehicle, nontraffic**

EXTERNAL CAUSES OF MORBIDITY AND MORTALITY

- V88.2** **Person injured in collision between car and pick-up truck or van, nontraffic**
- V88.3** **Person injured in collision between car and bus, nontraffic**
- V88.4** **Person injured in collision between car and heavy transport vehicle, nontraffic**
- V88.5** **Person injured in collision between heavy transport vehicle and bus, nontraffic**
- V88.6** **Person injured in collision between railway train or railway vehicle and car, nontraffic**
- V88.7** **Person injured in collision between other specified motor vehicles, nontraffic**
- V88.8** **Person injured in other specified noncollision transport accidents involving motor vehicle, nontraffic**
- V88.9** **Person injured in other specified (collision)(noncollision) transport accidents involving nonmotor vehicle, nontraffic**
- V89** **Motor- or nonmotor-vehicle accident, type of vehicle unspecified**
- V89.0** **Person injured in unspecified motor-vehicle accident, nontraffic**
Motor-vehicle accident NOS, nontraffic
- V89.1** **Person injured in unspecified nonmotor-vehicle accident, nontraffic**
Nonmotor-vehicle accident NOS (nontraffic)
- V89.2** **Person injured in unspecified motor-vehicle accident, traffic**
Motor-vehicle accident [MVA] NOS
Road (traffic) accident [RTA] NOS
- V89.3** **Person injured in unspecified nonmotor-vehicle accident, traffic**
Nonmotor-vehicle traffic accident NOS
- V89.9** **Person injured in unspecified vehicle accident**
Collision NOS

**Water transport accidents
(V90-V94)**

Includes: watercraft accidents in the course of recreational activities

The following fourth-character subdivisions are for use with categories V90-V94:

- .0 Merchant ship**
- .1 Passenger ship**
 - Ferry-boat
 - Liner
- .2 Fishing boat**
- .3 Other powered watercraft**
 - Hovercraft (on open water)
 - Jet skis
- .4 Sailboat**
 - Yacht
- .5 Canoe or kayak**
- .6 Inflatable craft (nonpowered)**
- .7 Water-skis**
- .8 Other unpowered watercraft**
 - Surf-board
 - Windsurfer
- .9 Unspecified watercraft**
 - Boat (motor) (powered) NOS
 - Ship NOS
 - Watercraft NOS

V90

Accident to watercraft causing drowning and submersion

Includes: drowning and submersion due to:

- boat:
 - overturning
 - sinking
- falling or jumping from:
 - burning ship
 - crushed watercraft
- other accident to watercraft

Excludes: water-transport-related drowning or submersion without accident to watercraft (V92.-)

V91

Accident to watercraft causing other injury

Includes: any injury except drowning and submersion as a result of an accident to watercraft
burned while ship on fire
crushed between ships by collision
crushed by lifeboat after abandoning ship
fall due to collision or other accident to watercraft
hit by falling object due to accident to watercraft
injured in watercraft accident involving collision of watercraft
struck by boat or part thereof after fall or jump from damaged boat

Excludes: burns from localized fire or explosion on board ship (V93.-)

V92

Water-transport-related drowning and submersion without accident to watercraft

Includes: drowning and submersion as a result of an accident, such as:

- fall:
 - from gangplank
 - from ship
 - overboard
- thrown overboard by motion of ship
- washed overboard

Excludes: drowning or submersion of swimmer or diver who voluntarily jumps from boat not involved in an accident (W69.-, W73.-)

V93

Accident on board watercraft without accident to watercraft, not causing drowning and submersion

- Includes:* accidental poisoning by gases or fumes on ship
atomic reactor malfunction in watercraft
crushed by falling object on ship
excessive heat in:
- boiler room
 - engine room
 - evaporator room
 - fire room
- explosion of boiler on steamship
fall from one level to another in watercraft
fall on stairs or ladders in watercraft
injuries in watercraft caused by:
- deck
 - engine room
 - galley
 - laundry
 - loading
- localized fire on ship
machinery accident in watercraft

} machinery

V94

Other and unspecified water transport accidents

- Includes:* accident to nonoccupant of watercraft
hit by boat while water-skiing

**Air and space transport accidents
(V95-V97)**

V95

Accident to powered aircraft causing injury to occupant

- Includes:* collision with any object,
fixed, movable or moving
crash
explosion
fire
forced landing
- } of or on (powered)
aircraft

V95.0 Helicopter accident injuring occupant

V95.1 Ultralight, microlight or powered-glider accident injuring occupant

EXTERNAL CAUSES OF MORBIDITY AND MORTALITY

V95.2 **Accident to other private fixed-wing aircraft, injuring occupant**

V95.3 **Accident to commercial fixed-wing aircraft, injuring occupant**

V95.4 **Spacecraft accident injuring occupant**

V95.8 **Other aircraft accidents injuring occupant**

V95.9 **Unspecified aircraft accident injuring occupant**
Aircraft accident NOS
Air transport accident NOS

V96 **Accident to nonpowered aircraft causing injury to occupant**
Includes: collision with any object,
 fixed, movable or moving }
 crash } of or on nonpowered
 explosion } aircraft
 fire }
 forced landing }

V96.0 **Balloon accident injuring occupant**

V96.1 **Hang-glider accident injuring occupant**

V96.2 **Glider (nonpowered) accident injuring occupant**

V96.8 **Other nonpowered-aircraft accidents injuring occupant**
Kite carrying a person

V96.9 **Unspecified nonpowered-aircraft accident injuring occupant**
Nonpowered-aircraft accident NOS

V97 **Other specified air transport accidents**
Includes: accidents to nonoccupants of aircraft

V97.0 **Occupant of aircraft injured in other specified air transport accidents**
Fall in, on or from aircraft in air transport accident

Excludes: accident while boarding or alighting (V97.1)

V97.1 **Person injured while boarding or alighting from aircraft**

INTERNATIONAL CLASSIFICATION OF DISEASES

V97.2 Parachutist injured in air transport accident
Excludes: person making descent after accident to aircraft (V95-V96)

V97.3 Person on ground injured in air transport accident
Hit by object falling from aircraft
Injured by rotating propeller
Sucked into jet

V97.8 Other air transport accidents, not elsewhere classified
Injury from machinery on aircraft

Excludes: aircraft accident NOS (V95.9)
exposure to changes in air pressure during ascent or descent (W94.-)

**Other and unspecified transport accidents
(V98-V99)**

Excludes: vehicle accident, type of vehicle unspecified (V89.-)

V98 Other specified transport accidents
Includes: accident to, on or involving:

- cable-car, not on rails
- ice-yacht
- land-yacht
- ski chair-lift
- ski-lift with gondola

caught or dragged by
fall or jump from
object thrown from or in

} cable-car, not on rails

V99 Unspecified transport accident

**Other external causes of accidental injury
(W00-X59)**

**Falls
(W00-W19)**

[See pages XX-3—XX-7 for fourth-character place of occurrence codes]

Excludes: assault (Y01-Y02)
fall (in)(from):

- animal (V80.-)
- burning building (X00.-)
- into fire (X00-X04, X08-X09)
- into water (with drowning or submersion) (W65-W74)
- machinery (in operation) (W28-W31)
- repeated falls not resulting from accident (R29.6)
- transport vehicle (V01-V99)

intentional self-harm (X80-X81)

W00

Fall on same level involving ice and snow

Excludes: fall with mention of:

- ice-skates and skis (W02.-)
- stairs and steps (W10.-)

W01

Fall on same level from slipping, tripping and stumbling

Excludes: fall involving ice or snow (W00.-)

W02

Fall involving ice-skates, skis, roller-skates or skateboards

W03

Other fall on same level due to collision with, or pushing by, another person

Includes: fall due to collision of pedestrian (conveyance) with another pedestrian (conveyance)

Excludes: crushed or pushed by crowd or human stampede (W52.-)
fall involving ice or snow (W00.-)

W04

Fall while being carried or supported by other persons

Includes: accidentally dropped while being carried

INTERNATIONAL CLASSIFICATION OF DISEASES

W05

Fall involving wheelchair

W06

Fall involving bed

W07

Fall involving chair

W08

Fall involving other furniture

W09

Fall involving playground equipment

Excludes: fall involving recreational machinery (W31.-)

W10

Fall on and from stairs and steps

Includes: fall (on)(from):

- escalator
- incline
- involving ice or snow on stairs and steps
- ramp

W11

Fall on and from ladder

W12

Fall on and from scaffolding

W13

Fall from, out of or through building or structure

Includes: fall from, out of or through:

- balcony
- bridge
- building
- flag-pole
- floor
- railing
- roof
- tower
- turret
- viaduct
- wall
- window

Excludes: collapse of a building or structure (W20.-)
fall or jump from burning building or structure (X00.-)

W14

Fall from tree

W15

Fall from cliff

W16

Diving or jumping into water causing injury other than drowning or submersion

Includes: striking or hitting:

- against bottom when jumping or diving into shallow water
- wall or diving board of swimming-pool
- water surface

Excludes: accidental drowning and submersion (W65-W74)
diving with insufficient air supply (W81.-)
effects of air pressure from diving (W94.-)

W17

Other fall from one level to another

Includes: fall from or into:

- cavity
- dock
- haystack
- hole
- pit
- quarry
- shaft
- tank
- well

W18

Other fall on same level

Includes: fall:

- from bumping against object
- from or off toilet
- on same level NOS

W19

Unspecified fall

Includes: accidental fall NOS

**Exposure to inanimate mechanical forces
(W20-W49)**

[See pages XX-3—XX-7 for fourth-character place of occurrence codes]

Excludes: assault (X85-Y09)
contact or collision with animals or persons (W50-W64)
intentional self-harm (X60-X84)

W20

Struck by thrown, projected or falling object

Includes: cave-in without asphyxiation or suffocation
collapse of building, except on fire
falling:

- rock
- stone
- tree

Excludes: collapse or burning building (X00.-)
falling object in:

- cataclysm (X34-X39)
- machinery accident (W24.-, W28-W31)
- transport accident (V01-V99)

object set in motion by:

- explosion (W35-W40)
- firearm (W32-W34)

sports equipment (W21.-)

W21

Striking against or struck by sports equipment

Includes: struck by:

- hit or thrown ball
- hockey stick or puck

W22

Striking against or struck by other objects

Includes: walked into wall

W23

Caught, crushed, jammed or pinched in or between objects

Includes: caught, crushed, jammed or pinched:

- | | | | | |
|--|---|---------|---|---|
| <ul style="list-style-type: none">• between:<ul style="list-style-type: none">• moving objects• stationary and moving objects• in object | } | such as | { | <ul style="list-style-type: none">folding objectsliding door and door-framepacking crate and floor, after losing gripwashing-machine wringer |
|--|---|---------|---|---|

Excludes: injury caused by:

- cutting or piercing instruments (W25-W27)
- lifting and transmission devices (W24.-)
- machinery (W28-W31)
- nonpowered hand tools (W27.-)
- transport vehicle being used as a means of transportation (V01-V99)
- struck by thrown, projected or falling object (W20.-)

W24

Contact with lifting and transmission devices, not elsewhere classified

Includes: chain hoist
drive belt
pulley (block)
rope
transmission belt or cable
winch
wire

Excludes: transport accidents (V01-V99)

W25

Contact with sharp glass

Excludes: fall involving glass (W00-W19)
flying glass due to explosion or firearm discharge (W32-W40)

W26

Contact with knife, sword or dagger

W27

Contact with nonpowered hand tool

Includes: axe
can-opener NOS
chisel
fork
handsaw
hoe
ice-pick
needle
paper-cutter
pitchfork
rake
scissors
screwdriver
sewing-machine, nonpowered
shovel

Excludes: hypodermic needle (W46.-)

W28

Contact with powered lawnmower

Excludes: exposure to electric current (W86.-)

W29

Contact with other powered hand tools and household machinery

Includes: blender
powered:
• can-opener
• chain-saw
• do-it-yourself tool
• garden tool
• hedge-trimmer
• knife
• sewing-machine
• spin-drier
washing-machine

Excludes: exposure to electric current (W86.-)

W30

Contact with agricultural machinery

Includes: animal-powered farm machine
combine harvester
derrick, hay
farm machinery NOS
reaper
thresher

Excludes: accident(s) involving agricultural machinery occurring on highway (V01-V99)
exposure to electric current (W86.-)

W31

Contact with other and unspecified machinery

Includes: machine NOS
recreational machinery

Excludes: accident(s) involving machinery occurring on highway (V01-V99)
exposure to electric current (W86.-)

W32

Handgun discharge

Includes: gun for single hand use
pistol
revolver

Excludes: Very pistol (W34.-)

W33

Rifle, shotgun and larger firearm discharge

Includes: army rifle
hunting rifle
machine gun

Excludes: airgun (W34.-)

W34

Discharge from other and unspecified firearms

Includes: airgun
BB gun
gunshot wound NOS
shot NOS
Very pistol [flare]

W35

Explosion and rupture of boiler

W36

Explosion and rupture of gas cylinder

Includes: aerosol can
air tank
pressurized-gas tank

W37

Explosion and rupture of pressurized tire, pipe or hose

W38

Explosion and rupture of other specified pressurized devices

W39

Discharge of firework

W40

Explosion of other materials

Includes: blasting material
explosion (in):

- NOS
- dump
- factory
- grain store
- munitions

explosive gas

W41

Exposure to high-pressure jet

Includes: hydraulic jet
pneumatic jet

W42

Exposure to noise

Includes: sound waves
supersonic waves

W43

Exposure to vibration

Includes: infrasound waves

W44

Foreign body entering into or through eye or natural orifice

Excludes: corrosive fluid (X49.-)
inhalation or ingestion of foreign body with obstruction of respiratory tract (W78-W80)

W45

Foreign body or object entering through skin

Includes: edge of stiff paper
nail
splinter
tin-can lid

Excludes: contact with:
• hand tools (nonpowered)(powered) (W27-W29)
• hypodermic needle (W46.-)
• knife, sword or dagger (W26.-)
• sharp glass (W25.-)
struck by objects (W20-W22)

W46

Contact with hypodermic needle

W49

Exposure to other and unspecified inanimate mechanical forces

Includes: abnormal gravitational [G] forces

**Exposure to animate mechanical forces
(W50-W64)**

[See pages XX-3—XX-7 for fourth-character place of occurrence codes]

Excludes: bites, venomous (X20-X29)
stings (venomous) (X20-X29)

W50

Hit, struck, kicked, twisted, bitten or scratched by another person

Excludes: assault (X85-Y09)
struck by objects (W20-W22)

W51

Striking against or bumped into by another person

Excludes: fall due to collision of pedestrian (conveyance) with another
pedestrian (conveyance) (W03.-)

W52

Crushed, pushed or stepped on by crowd or human stampede

W53

Bitten by rat

INTERNATIONAL CLASSIFICATION OF DISEASES

- W54** **Bitten or struck by dog**
- W55** **Bitten or struck by other mammals**
Excludes: contact with marine mammal (W56.-)
- W56** **Contact with marine animal**
Bitten or struck by marine animal
- W57** **Bitten or stung by nonvenomous insect and other nonvenomous arthropods**
- W58** **Bitten or struck by crocodile or alligator**
- W59** **Bitten or crushed by other reptiles**
Includes: lizard
 snake, nonvenomous
- W60** **Contact with plant thorns and spines and sharp leaves**
- W64** **Exposure to other and unspecified animate mechanical forces**

Accidental drowning and submersion (W65-W74)

[See pages XX-3—XX-7 for fourth-character place of occurrence codes]

- Excludes:* drowning and submersion due to:
- cataclysm (X34-X39)
 - transport accidents (V01-V99)
 - water transport accident (V90.-, V92.-)

- W65** **Drowning and submersion while in bath-tub**
- W66** **Drowning and submersion following fall into bath-tub**
- W67** **Drowning and submersion while in swimming-pool**
- W68** **Drowning and submersion following fall into swimming-pool**

W69

Drowning and submersion while in natural water

Includes: lake
open sea
river
stream

W70

Drowning and submersion following fall into natural water

W73

Other specified drowning and submersion

Includes: quenching tank
reservoir

W74

Unspecified drowning and submersion

Includes: drowning NOS
fall into water NOS

**Other accidental threats to breathing
(W75-W84)**

[See pages XX-3—XX-7 for fourth-character place of occurrence codes]

W75

Accidental suffocation and strangulation in bed

Includes: suffocation and strangulation due to:

- bed linen
- mother's body
- pillow

W76

Other accidental hanging and strangulation

W77

Threat to breathing due to cave-in, falling earth and other substances

Includes: cave-in NOS

Excludes: cave-in caused by cataclysm (X34-X39)
cave-in without asphyxiation or suffocation (W20.-)

W78

Inhalation of gastric contents

Includes: asphyxia by } vomitus [regurgitated food]
 choked on }
 suffocation by }
 aspiration and inhalation of vomitus (into respiratory tract) NOS
 compression of trachea }
 interruption of respiration } by vomitus in oesophagus
 obstruction of respiration }

Excludes: injury, except asphyxia or obstruction of respiratory tract, caused by vomitus (W44.-)
 obstruction of oesophagus by vomitus without mention of asphyxia or obstruction of respiratory tract (W44.-)

W79

Inhalation and ingestion of food causing obstruction of respiratory tract

Includes: asphyxia by } food [including bone or seed]
 choked on }
 suffocation by }
 aspiration and inhalation of food [any] (into respiratory tract) NOS
 compression of trachea }
 interruption of respiration } by food in oesophagus
 obstruction of respiration }
 obstruction of pharynx by food (bolus)

Excludes: inhalation of vomitus (W78.-)
 injury, except asphyxia or obstruction of respiratory tract, caused by food (W44.-)
 obstruction of oesophagus by food without mention of asphyxia or obstruction of respiratory tract (W44.-)

W80

Inhalation and ingestion of other objects causing obstruction of respiratory tract

Includes: asphyxia by }
 choked on } any object, except food or vomitus
 suffocation by } entering by nose or mouth
 aspiration NOS }
 aspiration and inhalation of foreign body, except food or vomitus
 (into respiratory tract), NOS
 compression of trachea }
 interruption of respiration } by foreign body
 obstruction of respiration } in oesophagus
 foreign object in nose
 obstruction of pharynx by foreign body

Excludes: inhalation of vomitus or food (W78-W79)
 injury, except asphyxia or obstruction of respiratory tract, caused
 by foreign body (W44.-)
 obstruction of oesophagus by foreign body without mention of
 asphyxia or obstruction of respiratory tract (W44.-)

W81

Confined to or trapped in a low-oxygen environment

Includes: accidentally shut in refrigerator or other airtight space
 diving with insufficient air supply

Excludes: suffocation by plastic bag (W83.-)

W83

Other specified threats to breathing

Includes: suffocation by plastic bag

W84

Unspecified threat to breathing

Includes: asphyxiation NOS
 suffocation NOS

**Exposure to electric current, radiation and extreme ambient air temperature and pressure
(W85-W99)**

[See pages XX-3—XX-7 for fourth-character place of occurrence codes]

Excludes: abnormal reaction to a complication of treatment, without mention of misadventure (Y84.2)
exposure to:

- natural:
 - cold (X31.-)
 - heat (X30.-)
- radiation NOS (X39.-)
- sunlight (X32.-)

misadventure to patient in surgical and medical procedures (Y63.2-Y63.5)
victim of lightning (X33.-)

W85 Exposure to electric transmission lines

W86 Exposure to other specified electric current

W87 Exposure to unspecified electric current
Includes: burns or other injury from electric current NOS
electric shock NOS
electrocution NOS

W88 Exposure to ionizing radiation
Includes: radioactive isotopes
X-rays

W89 Exposure to man-made visible and ultraviolet light
Includes: welding light (arc)

W90 Exposure to other nonionizing radiation
Includes: infrared }
laser } radiation
radiofrequency }

W91 Exposure to unspecified type of radiation

W92

Exposure to excessive heat of man-made origin

W93

Exposure to excessive cold of man-made origin

Includes: contact with or inhalation of:

- dry ice
- liquid:
 - air
 - hydrogen
 - nitrogen

prolonged exposure in deep-freeze unit

W94

Exposure to high and low air pressure and changes in air pressure

Includes: high air pressure from rapid descent in water
reduction in atmospheric pressure while surfacing from:

- deep-water diving
- underground

residence or prolonged visit at high altitude as the cause of:

- anoxia
- barodontalgia
- barotitis
- hypoxia
- mountain sickness

sudden change in air pressure in aircraft during ascent or descent

W99

Exposure to other and unspecified man-made environmental factors

**Exposure to smoke, fire and flames
(X00-X09)**

[See pages XX-3—XX-7 for fourth-character place of occurrence codes]

Includes: fire caused by lightning

Excludes: arson (X97.-)
secondary fire resulting from explosion (W35-W40)
transport accidents (V01-V99)

X00

Exposure to uncontrolled fire in building or structure

collapse of
fall from
hit by object falling from
jump from
conflagration
fire
melting
smoldering

} burning building or structure

} of { fittings
furniture

X01

Exposure to uncontrolled fire, not in building or structure

Includes: forest fire

X02

Exposure to controlled fire in building or structure

Includes: fire in:
• fireplace
• stove

X03

Exposure to controlled fire, not in building or structure

Includes: camp-fire

X04

Exposure to ignition of highly flammable material

Includes: ignition of:
• gasoline
• kerosene
• petrol

X05

Exposure to ignition or melting of nightwear

X06

Exposure to ignition or melting of other clothing and apparel

Includes: ignition }
melting } of plastic jewelry

X08

Exposure to other specified smoke, fire and flames

X09

Exposure to unspecified smoke, fire and flames

Includes: burning NOS
incineration NOS

**Contact with heat and hot substances
(X10-X19)**

[See pages XX-3—XX-7 for fourth-character place of occurrence codes]

Excludes: exposure to:
• excessive natural heat (X30.-)
• fire and flames (X00-X09)

X10

Contact with hot drinks, food, fats and cooking oils

X11

Contact with hot tap-water

Includes: hot water in:
• bath
• bucket
• tub
hot water running out of:
• hose
• tap

X12

Contact with other hot fluids

Includes: water heated on stove

Excludes: hot (liquid) metals (X18.-)

X13

Contact with steam and hot vapours

INTERNATIONAL CLASSIFICATION OF DISEASES

X14

Contact with hot air and gases

Includes: inhalation of hot air and gases

X15

Contact with hot household appliances

Includes: cooker
hotplate
kettle
saucepan (glass)(metal)
stove (kitchen)
toaster

Excludes: heating appliances (X16.-)

X16

Contact with hot heating appliances, radiators and pipes

X17

Contact with hot engines, machinery and tools

Excludes: hot heating appliances, radiators and pipes (X16.-)
hot household appliances (X15.-)

X18

Contact with other hot metals

Includes: liquid metal

X19

Contact with other and unspecified heat and hot substances

Excludes: objects that are not normally hot, e.g., an object made hot by a house fire (X00-X09)

**Contact with venomous animals and plants
(X20-X29)**

[See pages XX-3—XX-7 for fourth-character place of occurrence codes]

Includes: chemical released by:

- animal
- insect

release of venom through fangs, hairs, spines, tentacles and other venom apparatus
venomous bites and stings

Excludes: ingestion of poisonous animals or plants (X49.-)

X20

Contact with venomous snakes and lizards

Includes: cobra
fer de lance
Gila monster
krait
rattlesnake
sea snake
snake (venomous)
viper

Excludes: lizard (nonvenomous) (W59.-)
snake, nonvenomous (W59.-)

X21

Contact with venomous spiders

Includes: black widow spider
tarantula

X22

Contact with scorpions

X23

Contact with hornets, wasps and bees

Includes: yellow jacket

X24

Contact with centipedes and venomous millipedes (tropical)

X25

Contact with other venomous arthropods

Includes: ant
caterpillar

X26

Contact with venomous marine animals and plants

Includes: coral
jellyfish
nematocysts
sea:
• anemone
• cucumber
• urchin

Excludes: nonvenomous marine animals (W56.-)
sea snakes (X20.-)

X27

Contact with other specified venomous animals

X28

Contact with other specified venomous plants

Includes: injection of poisons or toxins into or through skin by plant thorns, spines
or other mechanisms

Excludes: ingestion of poisonous plants (X49.-)
puncture wound NOS caused by plant thorns or spines (W60.-)

X29

Contact with unspecified venomous animal or plant

Includes: sting (venomous) NOS
venomous bite NOS

**Exposure to forces of nature
(X30-X39)**

[See pages XX-3—XX-7 for fourth-character place of occurrence codes]

X30

Exposure to excessive natural heat

Includes: excessive heat as the cause of sunstroke
exposure to heat NOS

Excludes: excessive heat of man-made origin (W92.-)

X31

Exposure to excessive natural cold

Includes: excessive cold as the cause of:

- chilblains NOS
- immersion foot or hand

exposure to:

- cold NOS
- weather conditions

Excludes: cold of man-made origin (W93.-)

contact with or inhalation of:

- dry ice (W93.-)
- liquefied gas (W93.-)

X32

Exposure to sunlight

X33

Victim of lightning

Excludes: fire caused by lightning (X00-X09)

injury from fall of tree or other object caused by lightning (W20.-)

X34

Victim of earthquake

X34.0

Victim of cataclysmic earth movements caused by earthquake

Includes: trapped in or injured by collapsing building or other structure

X34.1

Victim of tsunami

X34.8

Victim of other specified effects of earthquake

X34.9

Victim of unspecified effect of earthquake

X35

Victim of volcanic eruption

X36

Victim of avalanche, landslide and other earth movements

Includes: mudslide of cataclysmic nature

Excludes: earthquake (X34.-)
transport accident involving collision with avalanche or landslide not in motion (V01-V99)

X37

Victim of cataclysmic storm

Includes: blizzard
cloudburst
cyclone
hurricane
tidal wave caused by storm
tornado
torrential rain
transport vehicle washed off road by storm

Excludes: collapse of dam or man-made structure causing earth movement (X36.-)
transport accident occurring after storm (V01-V99)

X38

Victim of flood

Includes: flood:
• arising from remote storm
• of cataclysmic nature arising from melting snow
• resulting directly from storm

Excludes: collapse of dam or man-made structure causing earth movement (X36.-)
tidal wave:
• NOS (X39.-)
• caused by storm (X37.-)

X39

Exposure to other and unspecified forces of nature

Includes: natural radiation NOS
tidal wave NOS

Excludes: exposure NOS X59.9
tsunami (X34.1)

**Accidental poisoning by and exposure to noxious substances
(X40-X49)**

[See pages XX-3—XX-7 for fourth-character place of occurrence codes]

Note: For list of specific drugs and other substances classified under the three-character categories, see Table of drugs and chemicals in Alphabetical Index.

Includes: accidental overdose of drug, wrong drug given or taken in error, and drug taken inadvertently
accidents in the use of drugs, medicaments and biological substances in medical and surgical procedures
(self-inflicted) poisoning, when not specified whether accidental or with intent to harm. Follow legal rulings when available (see note following “Event of undetermined intent (Y10-Y34)”)

Excludes: administration with suicidal or homicidal intent, or intent to harm, or in other circumstances classifiable to X60-X69, X85-X90, Y10-Y19
correct drug properly administered in therapeutic or prophylactic dosage as the cause of any adverse effect (Y40-Y59)

X40

Accidental poisoning by and exposure to nonopioid analgesics, antipyretics and antirheumatics

Includes: 4-aminophenol derivatives
nonsteroidal anti-inflammatory drugs [NSAID]
pyrazolone derivatives
salicylates

X41

Accidental poisoning by and exposure to antiepileptic, sedative-hypnotic, antiparkinsonism and psychotropic drugs, not elsewhere classified

Includes: antidepressants
barbiturates
hydantoin derivatives
iminostilbenes
methaqualone compounds
neuroleptics
psychostimulants
succinimides and oxazolidinediones
tranquillizers

X42

Accidental poisoning by and exposure to narcotics and psychodysleptics [hallucinogens], not elsewhere classified

Includes: cannabis (derivatives)
cocaine
codeine
heroin
lysergide [LSD]
mescaline
methadone
morphine
opium (alkaloids)

X43

Accidental poisoning by and exposure to other drugs acting on the autonomic nervous system

Includes: parasympatholytics [anticholinergics and antimuscarinics] and spasmolytics
parasympathomimetics [cholinergics]
sympatholytics [antiadrenergics]
sympathomimetics [adrenergics]

X44

Accidental poisoning by and exposure to other and unspecified drugs, medicaments and biological substances

Includes: agents primarily acting on smooth and skeletal muscles and the respiratory system
anaesthetics (general)(local)
drugs affecting the:
• cardiovascular system
• gastrointestinal system
hormones and synthetic substitutes
systemic and haematological agents
systemic antibiotics and other anti-infectives
therapeutic gases
topical preparations
vaccines
water-balance agents and drugs affecting mineral and uric acid metabolism

X45

Accidental poisoning by and exposure to alcohol

Includes: alcohol:

- NOS
- butyl [1-butanol]
- ethyl [ethanol]
- isopropyl [2-propanol]
- methyl [methanol]
- propyl [1-propanol]

fusel oil

X46

Accidental poisoning by and exposure to organic solvents and halogenated hydrocarbons and their vapours

Includes: benzene and homologues
carbon tetrachloride [tetrachloromethane]
chlorofluorocarbons
petroleum (derivatives)

X47

Accidental poisoning by and exposure to other gases and vapours

Includes: carbon monoxide
lacrimogenic gas [tear gas]
motor (vehicle) exhaust gas
nitrogen oxides
sulfur dioxide
utility gas

Excludes: metal fumes and vapours (X49.-)

X48

Accidental poisoning by and exposure to pesticides

Includes: fumigants
fungicides
herbicides
insecticides
rodenticides
wood preservatives

Excludes: plant foods and fertilizers (X49.-)

X49

Accidental poisoning by and exposure to other and unspecified chemicals and noxious substances

Includes: corrosive aromatics, acids and caustic alkalis
glues and adhesives
metals including fumes and vapours
paints and dyes
plant foods and fertilizers
poisoning NOS
poisonous foodstuffs and poisonous plants
soaps and detergents

Excludes: contact with venomous animals and plants (X20-X29)

**Overexertion, travel and privation
(X50-X57)**

[See pages XX-3—XX-7 for fourth-character place of occurrence codes]

Excludes: assault (X85-Y09)
transport accidents (V01-V99)

X50

Overexertion and strenuous or repetitive movements

Includes: lifting:
• heavy objects
• weights
marathon running
rowing

X51

Travel and motion

X52

Prolonged stay in weightless environment

Includes: weightlessness in spacecraft (simulator)

X53

Lack of food

Includes: lack of food as the cause of:

- inanition
- insufficient nourishment
- starvation

Excludes: neglect or abandonment (Y06.-)
insufficient intake of food and water due to self neglect (R63.6)
self neglect NOS (R46.8)

X54

Lack of water

Includes: lack of water as the cause of:

- dehydration
- inanition

Excludes: neglect or abandonment (Y06.-)

X57

Unspecified privation

Includes: destitution

**Accidental exposure to other and unspecified factors
(X58-X59)**

[See pages XX-3—XX-7 for fourth-character place of occurrence codes]

X58

Exposure to other specified factors

X59

Exposure to unspecified factor

X59.0

Exposure to unspecified factor causing fracture

X59.9

Exposure to unspecified factor causing other and unspecified injury

Includes: accident NOS
exposure NOS

**Intentional self-harm
(X60-X84)**

[See pages XX-3—XX-7 for fourth-character place of occurrence codes]

Includes: purposely self-inflicted poisoning or injury
suicide (attempted)

X60

Intentional self-poisoning by and exposure to nonopioid analgesics, antipyretics and antirheumatics

Includes: 4-aminophenol derivatives
nonsteroidal anti-inflammatory drugs [NSAID]
pyrazolone derivatives
salicylates

X61

Intentional self-poisoning by and exposure to antiepileptic, sedative-hypnotic, antiparkinsonism and psychotropic drugs, not elsewhere classified

Includes: antidepressants
barbiturates
hydantoin derivatives
iminostilbenes
methaqualone compounds
neuroleptics
psychostimulants
succinimides and oxazolidinediones
tranquillizers

X62

Intentional self-poisoning by and exposure to narcotics and psychodysleptics [hallucinogens], not elsewhere classified

Includes: cannabis (derivatives)
cocaine
codeine
heroin
lysergide [LSD]
mescaline
methadone
morphine
opium (alkaloids)

X63

Intentional self-poisoning by and exposure to other drugs acting on the autonomic nervous system

Includes: parasympatholytics [anticholinergics] and antimuscarinics] and spasmolytics
parasympathomimetics [cholinergics]
sympatholytics [antiadrenergics]
sympathomimetics [adrenergics]

X64

Intentional self-poisoning by and exposure to other and unspecified drugs, medicaments and biological substances

Includes: agents primarily acting on smooth and skeletal muscles and the respiratory system
anaesthetics (general)(local)
drugs affecting the:
• cardiovascular system
• gastrointestinal system
hormones and synthetic substitutes
systemic and haematological agents
systemic antibiotics and other anti-infectives
therapeutic gases
topical preparations
vaccines
water-balance agents and drugs affecting mineral and uric acid metabolism

X65

Intentional self-poisoning by and exposure to alcohol

Includes: alcohol:
• NOS
• butyl [1-butanol]
• ethyl [ethanol]
• isopropyl [2-propanol]
• methyl [methanol]
• propyl [1-propanol]
fusel oil

X66

Intentional self-poisoning by and exposure to organic solvents and halogenated hydrocarbons and their vapours

Includes: benzene and homologues
carbon tetrachloride [tetrachloromethane]
chlorofluorocarbons
petroleum (derivatives)

X67

Intentional self-poisoning by and exposure to other gases and vapours

Includes: carbon monoxide
lacrimogenic gas [tear gas]
motor (vehicle) exhaust gas
nitrogen oxides
sulfur dioxide
utility gas

Excludes: metal fumes and vapours (X69.-)

X68

Intentional self-poisoning by and exposure to pesticides

Includes: fumigants
fungicides
herbicides
insecticides
rodenticides
wood preservatives

Excludes: plant foods and fertilizers (X69.-)

X69

Intentional self-poisoning by and exposure to other and unspecified chemicals and noxious substances

Includes: corrosive aromatics, acids and caustic alkalis
glues and adhesives
metals including fumes and vapours
paints and dyes
plant foods and fertilizers
poisonous foodstuffs and poisonous plants
soaps and detergents

X70

Intentional self-harm by hanging, strangulation and suffocation

X71

Intentional self-harm by drowning and submersion

X72

Intentional self-harm by handgun discharge

X73

Intentional self-harm by rifle, shotgun and larger firearm discharge

X74

Intentional self-harm by other and unspecified firearm discharge

X75

Intentional self-harm by explosive material

X76

Intentional self-harm by smoke, fire and flames

X77

Intentional self-harm by steam, hot vapours and hot objects

X78

Intentional self-harm by sharp object

X79

Intentional self-harm by blunt object

X80

Intentional self-harm by jumping from a high place

Includes: intentional fall from one level to another

X81

Intentional self-harm by jumping or lying before moving object

X82

Intentional self-harm by crashing of motor vehicle

Includes: intentional collision with:

- motor vehicle
- train
- tram (streetcar)

Excludes: crashing of aircraft (X83.-)

X83

Intentional self-harm by other specified means

Includes: intentional self-harm by:

- caustic substances, except poisoning
- crashing of aircraft
- electrocution

X84

Intentional self-harm by unspecified means

**Assault
(X85-Y09)**

[See pages XX-3—XX-7 for fourth-character place of occurrence codes]

Includes: homicide
injuries inflicted by another person with intent to injure or kill, by any means

Excludes: injuries due to:
• legal intervention (Y35.-)
• operations of war (Y36.-)

X85

Assault by drugs, medicaments and biological substances

Includes: homicidal poisoning by (any):
• biological substance
• drug
• medicament

X86

Assault by corrosive substance

Excludes: corrosive gas (X88.-)

X87

Assault by pesticides

Includes: wood preservatives

Excludes: plant food and fertilizers (X89.-)

X88

Assault by gases and vapours

X89

Assault by other specified chemicals and noxious substances

Includes: plant food and fertilizers

X90

Assault by unspecified chemical or noxious substance

Includes: homicidal poisoning NOS

X91

Assault by hanging, strangulation and suffocation

X92

Assault by drowning and submersion

EXTERNAL CAUSES OF MORBIDITY AND MORTALITY

X93

Assault by handgun discharge

X94

Assault by rifle, shotgun and larger firearm discharge

X95

Assault by other and unspecified firearm discharge

X96

Assault by explosive material

Excludes: incendiary device (X97.-)

X97

Assault by smoke, fire and flames

Includes: arson
cigarettes
incendiary device

X98

Assault by steam, hot vapours and hot objects

X99

Assault by sharp object

Includes: stabbed NOS

INTERNATIONAL CLASSIFICATION OF DISEASES

- Y00** **Assault by blunt object**
- Y01** **Assault by pushing from high place**
- Y02** **Assault by pushing or placing victim before moving object**
- Y03** **Assault by crashing of motor vehicle**
Includes: deliberately hitting or running over with motor vehicle
- Y04** **Assault by bodily force**
Includes: unarmed brawl or fight
- Excludes:* assault by:
- strangulation (X91.-)
 - submersion (X92.-)
 - use of weapon (X93-X95, X99.-, Y00.-)
- sexual assault by bodily force (Y05.-)
- Y05** **Sexual assault by bodily force**
Includes: rape (attempted)
 sodomy (attempted)
- Y06** **Neglect and abandonment**
- Y06.0** **By spouse or partner**
- Y06.1** **By parent**
- Y06.2** **By acquaintance or friend**
- Y06.8** **By other specified persons**
- Y06.9** **By unspecified person**

EXTERNAL CAUSES OF MORBIDITY AND MORTALITY

Y07

Other maltreatment syndromes

Includes: mental cruelty
physical abuse
sexual abuse
torture

Excludes: neglect and abandonment (Y06.-)
sexual assault by bodily force (Y05.-)

Y07.0 By spouse or partner

Y07.1 By parent

Y07.2 By acquaintance or friend

Y07.3 By official authorities

Y07.8 By other specified persons

Y07.9 By unspecified person

Y08

Assault by other specified means

Y09

Assault by unspecified means

Includes: assassination (attempt) NOS
homicide (attempt) NOS
manslaughter (nonaccidental)
murder (attempt) NOS

**Event of undetermined intent
(Y10-Y34)**

[See pages XX-3—XX-7 for fourth-character place of occurrence codes]

Note: This section covers events where available information is insufficient to enable a medical or legal authority to make a distinction between accident, self-harm and assault. It includes self-inflicted injuries, but not poisoning, when not specified whether accidental or with intent to harm (X40-X49). Follow legal rulings when available.

Y10

Poisoning by and exposure to nonopioid analgesics, antipyretics and antirheumatics, undetermined intent

Includes: 4-aminophenol derivatives
nonsteroidal anti-inflammatory drugs [NSAID]
pyrazolone derivatives
salicylates

Y11

Poisoning by and exposure to antiepileptic, sedative-hypnotic, antiparkinsonism and psychotropic drugs, not elsewhere classified, undetermined intent

Includes: antidepressants
barbiturates
hydantoin derivatives
iminostilbenes
methaqualone compounds
neuroleptics
psychostimulants
succinimides and oxazolidinediones
tranquillizers

Y12

Poisoning by and exposure to narcotics and psychodysleptics [hallucinogens], not elsewhere classified, undetermined intent

Includes: cannabis (derivatives)
cocaine
codeine
heroin
lysergide [LSD]
mescaline
methadone
morphine
opium (alkaloids)

Y13

Poisoning by and exposure to other drugs acting on the autonomic nervous system, undetermined intent

Includes: parasympatholytics [anticholinergics and antimuscarinics] spasmolytics
parasympathomimetics [cholinergics]
sympatholytics [antiadrenergics]
sympathomimetics [adrenergics]

Y14

Poisoning by and exposure to other and unspecified drugs, medicaments and biological substances, undetermined intent

Includes: agents primarily acting on smooth and skeletal muscles and the respiratory system
anaesthetics (general)(local)
drugs affecting the:

- cardiovascular system
- gastrointestinal system

hormones and synthetic substitutes
systemic and haematological agents
systemic antibiotics and other anti-infectives
therapeutic gases
topical preparations
vaccines
water-balance agents and drugs affecting mineral and uric acid metabolism

Y15

Poisoning by and exposure to alcohol, undetermined intent

Includes: alcohol:

- NOS
- butyl [1-butanol]
- ethyl [ethanol]
- isopropyl [2-propanol]
- methyl [methanol]
- propyl [1-propanol]

fusel oil

Y16

Poisoning by and exposure to organic solvents and halogenated hydrocarbons and their vapours, undetermined intent

Includes: benzene and homologues
carbon tetrachloride [tetrachloromethane]
chlorofluorocarbons
petroleum (derivatives)

INTERNATIONAL CLASSIFICATION OF DISEASES

Y17

Poisoning by and exposure to other gases and vapours, undetermined intent

Includes: carbon monoxide
lacrimogenic gas [tear gas]
motor (vehicle) exhaust gas
nitrogen oxides
sulfur dioxide
utility gas

Excludes: metal fumes and vapours (Y19.-)

Y18

Poisoning by and exposure to pesticides, undetermined intent

Includes: fumigants
fungicides
herbicides
insecticides
rodenticides
wood preservatives

Excludes: plant foods and fertilizers (Y19.-)

Y19

Poisoning by and exposure to other and unspecified chemicals and noxious substances, undetermined intent

Includes: corrosive aromatics, acids and caustic alkalis
glues and adhesives
metals including fumes and vapours
paints and dyes
plant foods and fertilizers
poisonous foodstuffs and poisonous plants
soaps and detergents

Y20

Hanging, strangulation and suffocation, undetermined intent

Y21

Drowning and submersion, undetermined intent

Y22

Handgun discharge, undetermined intent

Y23

Rifle, shotgun and larger firearm discharge, undetermined intent

Y24

Other and unspecified firearm discharge, undetermined intent

EXTERNAL CAUSES OF MORBIDITY AND MORTALITY

Y25	Contact with explosive material, undetermined intent
Y26	Exposure to smoke, fire and flames, undetermined intent
Y27	Contact with steam, hot vapours and hot objects, undetermined intent
Y28	Contact with sharp object, undetermined intent
Y29	Contact with blunt object, undetermined intent
Y30	Falling, jumping or pushed from a high place, undetermined intent <i>Includes:</i> victim falling from one level to another, undetermined intent
Y31	Falling, lying or running before or into moving object, undetermined intent
Y32	Crashing of motor vehicle, undetermined intent
Y33	Other specified events, undetermined intent
Y34	Unspecified event, undetermined intent

Legal intervention and operations of war (Y35-Y36)

Y35	Legal intervention <i>Includes:</i> injuries inflicted by the police or other law-enforcing agents, including military on duty, in the course of arresting or attempting to arrest lawbreakers, suppressing disturbances, maintaining order, and other legal action legal execution <i>Excludes:</i> injuries to military personnel and civilians caused by war and civil insurrection (Y36.0-Y36.9)
Y35.0	Legal intervention involving firearm discharge Legal intervention with: <ul style="list-style-type: none">• machine gun• revolver• rifle pellet or rubber bullet

INTERNATIONAL CLASSIFICATION OF DISEASES

- Y35.1 Legal intervention involving explosives**
Legal intervention with:
- dynamite
 - explosive shell
 - grenade
 - mortar bomb
- Y35.2 Legal intervention involving gas**
Asphyxiation by gas }
Injury by tear gas } due to legal intervention
Poisoning by gas }
- Y35.3 Legal intervention involving blunt objects**
Hit, struck by:
- baton } during legal intervention
 - blunt object }
 - stave
- Y35.4 Legal intervention involving sharp objects**
Cut }
Injured by bayonet } during legal intervention
Stabbed }
- Y35.5 Legal execution**
Any execution performed at the behest of the judiciary or ruling authority [whether permanent or temporary], such as:
- asphyxiation by gas
 - beheading, decapitation (by guillotine)
 - capital punishment
 - electrocution
 - hanging
 - poisoning
 - shooting
- Y35.6 Legal intervention involving other specified means**
Manhandling
- Y35.7 Legal intervention, means unspecified**

Y36

Operations of war

Note: Injuries due to operations of war occurring after cessation of hostilities are classified to Y36.8.

Includes: injuries to military personnel and civilians caused by war and civil insurrection

Y36.0

War operations involving explosion of marine weapons

Depth-charge

Marine mine

Mine NOS, at sea or in harbour

Sea-based artillery shell

Torpedo

Underwater blast

Y36.1

War operations involving destruction of aircraft

Aircraft:

- burned
- exploded
- shot down

Crushed by falling aircraft

INTERNATIONAL CLASSIFICATION OF DISEASES

Y36.2 War operations involving other explosions and fragments
Accidental explosion of:
• munitions being used in war
• own weapons
Antipersonnel bomb (fragments)
Explosion (of):
• artillery shell
• breech-block
• cannon block
• mortar bomb
Fragments from:
• artillery shell
• bomb
• grenade
• guided missile
• land-mine
• rocket
• shell
• shrapnel
Mine NOS

} during war operations

Y36.3 War operations involving fires, conflagrations and hot substances
Asphyxia } originating from fire caused directly by
Burns } a fire-producing device or indirectly
Other injury } by any conventional weapon
Petrol bomb

Y36.4 War operations involving firearm discharge and other forms of conventional warfare
Battle wounds
Bayonet injury
Bullet:
• carbine
• machine gun
• pistol
• rifle
• rubber (rifle)
Drowned in war operations NOS
Pellets (shotgun)

EXTERNAL CAUSES OF MORBIDITY AND MORTALITY

- Y36.5 War operations involving nuclear weapons**
Blast effects
Exposure to ionizing radiation from nuclear weapon
Fireball effects
Heat
Other direct and secondary effects of nuclear weapons
- Y36.6 War operations involving biological weapons**
- Y36.7 War operations involving chemical weapons and other forms of unconventional warfare**
Gases, fumes and chemicals
Lasers
- Y36.8 War operations occurring after cessation of hostilities**
Injuries by explosion of bombs or mines placed in the course of operations of war, if the explosion occurred after cessation of hostilities
Injuries due to operations of war and classifiable to Y36.0-Y36.7 or Y36.9 but occurring after cessation of hostilities
- Y36.9 War operations, unspecified**

**Complications of medical and surgical care
(Y40-Y84)**

Includes: complications of medical devices
correct drug properly administered in therapeutic or prophylactic dosage as the cause of any adverse effect
misadventures to patients during surgical and medical care
surgical and medical procedures as the cause of abnormal reaction of the patient, or of later complication, without mention of misadventure at the time of the procedure

Excludes: accidental overdose of drug or wrong drug given or taken in error (X40-X44)

Drugs, medicaments and biological substances causing adverse effects in therapeutic use (Y40-Y59)

Note: For list of specific drugs classified under the fourth-character place of occurrence codes, see Table of drugs and chemicals in Alphabetical Index.

Excludes: accidents in the technique of administration of drugs, medicaments and biological substances in medical and surgical procedures (Y60-Y69)

Y40

Systemic antibiotics

Excludes: antibiotics, topically used (Y56.-)
antineoplastic antibiotics (Y43.3)

Y40.0

Penicillins

Y40.1

Cefalosporins and other β -lactam antibiotics

Y40.2

Chloramphenicol group

Y40.3

Macrolides

Y40.4

Tetracyclines

Y40.5

Aminoglycosides
Streptomycin

Y40.6

Rifamycins

Y40.7

Antifungal antibiotics, systemically used

Y40.8

Other systemic antibiotics

Y40.9

Systemic antibiotic, unspecified

- Y41** **Other systemic anti-infectives and antiparasitics**
Excludes: anti-infectives, topically used (Y56.-)
- Y41.0** **Sulfonamides**
- Y41.1** **Antimycobacterial drugs**
Excludes: rifamycins (Y40.6)
 streptomycin (Y40.5)
- Y41.2** **Antimalarials and drugs acting on other blood protozoa**
Excludes: hydroxyquinoline derivatives (Y41.8)
- Y41.3** **Other antiprotozoal drugs**
- Y41.4** **Anthelmintics**
- Y41.5** **Antiviral drugs**
Excludes: amantadine (Y46.7)
 cytarabine (Y43.1)
- Y41.8** **Other specified systemic anti-infectives and antiparasitics**
Hydroxyquinoline derivatives

Excludes: antimalarial drugs (Y41.2)
- Y41.9** **Systemic anti-infective and antiparasitic, unspecified**
- Y42** **Hormones and their synthetic substitutes and antagonists, not elsewhere classified**
Excludes: mineralocorticoids and their antagonists (Y54.0-Y54.1)
 oxytocic hormones (Y55.0)
 parathyroid hormones and derivatives (Y54.7)
- Y42.0** **Glucocorticoids and synthetic analogues**
Excludes: glucocorticoids, topically used (Y56.-)
- Y42.1** **Thyroid hormones and substitutes**
- Y42.2** **Antithyroid drugs**

INTERNATIONAL CLASSIFICATION OF DISEASES

- Y42.3** **Insulin and oral hypoglycaemic [antidiabetic] drugs**
- Y42.4** **Oral contraceptives**
Multiple- and single-ingredient preparations
- Y42.5** **Other estrogens and progestogens**
Mixtures and substitutes
- Y42.6** **Antigonadotrophins, antiestrogens, antiandrogens, not elsewhere classified**
Tamoxifen
- Y42.7** **Androgens and anabolic congeners**
- Y42.8** **Other and unspecified hormones and their synthetic substitutes**
Anterior pituitary [adenohypophyseal] hormones
- Y42.9** **Other and unspecified hormone antagonists**
- Y43** **Primarily systemic agents**
Excludes: vitamins NEC (Y57.7)
- Y43.0** **Antiallergic and antiemetic drugs**
Excludes: phenothiazine-based neuroleptics (Y49.3)
- Y43.1** **Antineoplastic antimetabolites**
Cytarabine
- Y43.2** **Antineoplastic natural products**
- Y43.3** **Other antineoplastic drugs**
Antineoplastic antibiotics

Excludes: tamoxifen (Y42.6)
- Y43.4** **Immunosuppressive agents**
- Y43.5** **Acidifying and alkalizing agents**
- Y43.6** **Enzymes, not elsewhere classified**

- Y43.8** **Other primarily systemic agents, not elsewhere classified**
Heavy-metal antagonists

- Y43.9** **Primarily systemic agent, unspecified**

- Y44** **Agents primarily affecting blood constituents**

- Y44.0** **Iron preparations and other anti-hypochromic-anaemia preparations**

- Y44.1** **Vitamin B₁₂, folic acid and other anti-megaloblastic-anaemia preparations**

- Y44.2** **Anticoagulants**

- Y44.3** **Anticoagulant antagonists, vitamin K and other coagulants**

- Y44.4** **Antithrombotic drugs [platelet-aggregation inhibitors]**
Excludes: acetylsalicylic acid (Y45.1)
 dipyridamole (Y52.3)

- Y44.5** **Thrombolytic drugs**

- Y44.6** **Natural blood and blood products**
Excludes: immunoglobulin (Y59.3)

- Y44.7** **Plasma substitutes**

- Y44.9** **Other and unspecified agents affecting blood constituents**

- Y45** **Analgesics, antipyretics and anti-inflammatory drugs**

- Y45.0** **Opioids and related analgesics**

- Y45.1** **Salicylates**

- Y45.2** **Propionic acid derivatives**
Propanoic acid derivatives

- Y45.3** **Other nonsteroidal anti-inflammatory drugs [NSAID]**

INTERNATIONAL CLASSIFICATION OF DISEASES

- Y45.4** **Antirheumatics**
Excludes: chloroquine (Y41.2)
 glucocorticoids (Y42.0)
 salicylates (Y45.1)
- Y45.5** **4-Aminophenol derivatives**
- Y45.8** **Other analgesics and antipyretics**
- Y45.9** **Analgesic, antipyretic and anti-inflammatory drug, unspecified**
- Y46** **Antiepileptics and antiparkinsonism drugs**
Excludes: acetazolamide (Y54.2)
 barbiturates NEC (Y47.0)
 benzodiazepines (Y47.1)
 paraldehyde (Y47.3)
- Y46.0** **Succinimides**
- Y46.1** **Oxazolidinediones**
- Y46.2** **Hydantoin derivatives**
- Y46.3** **Deoxybarbiturates**
- Y46.4** **Iminostilbenes**
 Carbamazepine
- Y46.5** **Valproic acid**
- Y46.6** **Other and unspecified antiepileptics**
- Y46.7** **Antiparkinsonism drugs**
 Amantadine
- Y46.8** **Antispasticity drugs**
Excludes: benzodiazepines (Y47.1)

- Y47** **Sedatives, hypnotics and antianxiety drugs**
- Y47.0** **Barbiturates, not elsewhere classified**
Excludes: deoxybarbiturates (Y46.3)
 thiobarbiturates (Y48.1)
- Y47.1** **Benzodiazepines**
- Y47.2** **Cloral derivatives**
- Y47.3** **Paraldehyde**
- Y47.4** **Bromine compounds**
- Y47.5** **Mixed sedatives and hypnotics, not elsewhere classified**
- Y47.8** **Other sedatives, hypnotics and antianxiety drugs**
Methaqualone
- Y47.9** **Sedative, hypnotic and antianxiety drug, unspecified**
Sleeping:
 • draught } NOS
 • drug }
 • tablet }
- Y48** **Anaesthetics and therapeutic gases**
- Y48.0** **Inhaled anaesthetics**
- Y48.1** **Parenteral anaesthetics**
Thiobarbiturates
- Y48.2** **Other and unspecified general anaesthetics**
- Y48.3** **Local anaesthetics**
- Y48.4** **Anaesthetic, unspecified**
- Y48.5** **Therapeutic gases**

INTERNATIONAL CLASSIFICATION OF DISEASES

- Y49** **Psychotropic drugs, not elsewhere classified**
Excludes: appetite depressants [anorectics] (Y57.0)
 barbiturates NEC (Y47.0)
 benzodiazepines (Y47.1)
 caffeine (Y50.2)
 cocaine (Y48.3)
 methaqualone (Y47.8)
- Y49.0** **Tricyclic and tetracyclic antidepressants**
- Y49.1** **Monoamine-oxidase-inhibitor antidepressants**
- Y49.2** **Other and unspecified antidepressants**
- Y49.3** **Phenothiazine antipsychotics and neuroleptics**
- Y49.4** **Butyrophenone and thioxanthene neuroleptics**
- Y49.5** **Other antipsychotics and neuroleptics**
Excludes: rauwolfia (Y52.5)
- Y49.6** **Psychodysleptics [hallucinogens]**
- Y49.7** **Psychostimulants with abuse potential**
- Y49.8** **Other psychotropic drugs, not elsewhere classified**
- Y49.9** **Psychotropic drug, unspecified**
- Y50** **Central nervous system stimulants, not elsewhere classified**
- Y50.0** **Analeptics**
- Y50.1** **Opioid receptor antagonists**
- Y50.2** **Methylxanthines, not elsewhere classified**
 Caffeine
- Excludes:* aminophylline (Y55.6)
 theobromine (Y55.6)
 theophylline (Y55.6)

EXTERNAL CAUSES OF MORBIDITY AND MORTALITY

- Y50.8** **Other central nervous system stimulants**
- Y50.9** **Central nervous system stimulant, unspecified**
- Y51** **Drugs primarily affecting the autonomic nervous system**
- Y51.0** **Anticholinesterase agents**
- Y51.1** **Other parasympathomimetics [cholinergics]**
- Y51.2** **Ganglionic blocking drugs, not elsewhere classified**
- Y51.3** **Other parasympatholytics [anticholinergics and antimuscarinics] and spasmolytics, not elsewhere classified**
Papaverine
- Y51.4** **Predominantly α -adrenoreceptor agonists, not elsewhere classified**
Metaraminol
- Y51.5** **Predominantly β -adrenoreceptor agonists, not elsewhere classified**
Excludes: salbutamol (Y55.6)
- Y51.6** **α -Adrenoreceptor antagonists, not elsewhere classified**
Excludes: ergot alkaloids (Y55.0)
- Y51.7** **β -Adrenoreceptor antagonists, not elsewhere classified**
- Y51.8** **Centrally acting and adrenergic-neuron-blocking agents, not elsewhere classified**
Excludes: clonidine (Y52.5)
 guanethidine (Y52.5)
- Y51.9** **Other and unspecified drugs primarily affecting the autonomic nervous system**
Drugs stimulating both α - and β -adrenoreceptors
- Y52** **Agents primarily affecting the cardiovascular system**
Excludes: metaraminol (Y51.4)
- Y52.0** **Cardiac-stimulant glycosides and drugs of similar action**
- Y52.1** **Calcium-channel blockers**

INTERNATIONAL CLASSIFICATION OF DISEASES

- Y52.2** **Other antidysrhythmic drugs, not elsewhere classified**
Excludes: β -adrenoreceptor antagonists (Y51.7)
- Y52.3** **Coronary vasodilators, not elsewhere classified**
Dipyridamole

Excludes: β -adrenoreceptor antagonists (Y51.7)
 calcium-channel blockers (Y52.1)
- Y52.4** **Angiotensin-converting-enzyme inhibitors**
- Y52.5** **Other antihypertensive drugs, not elsewhere classified**
Clonidine
Guanethidine
Rauwolfia

Excludes: β -adrenoreceptor antagonists (Y51.7)
 calcium-channel blockers (Y52.1)
 diuretics (Y54.0-Y54.5)
- Y52.6** **Antihyperlipidaemic and antiarteriosclerotic drugs**
- Y52.7** **Peripheral vasodilators**
Nicotinic acid (derivatives)

Excludes: papaverine (Y51.3)
- Y52.8** **Antivaricose drugs, including sclerosing agents**
- Y52.9** **Other and unspecified agents primarily affecting the cardiovascular system**
- Y53** **Agents primarily affecting the gastrointestinal system**
- Y53.0** **Histamine H₂-receptor antagonists**
- Y53.1** **Other antacids and anti-gastric-secretion drugs**
- Y53.2** **Stimulant laxatives**
- Y53.3** **Saline and osmotic laxatives**

EXTERNAL CAUSES OF MORBIDITY AND MORTALITY

- Y53.4** **Other laxatives**
Intestinal atonia drugs

- Y53.5** **Digestants**

- Y53.6** **Antidiarrhoeal drugs**
Excludes: systemic antibiotics and other anti-infectives (Y40-Y41)

- Y53.7** **Emetics**

- Y53.8** **Other agents primarily affecting the gastrointestinal system**

- Y53.9** **Agent primarily affecting the gastrointestinal system, unspecified**

- Y54** **Agents primarily affecting water-balance and mineral and uric acid metabolism**

- Y54.0** **Mineralocorticoids**

- Y54.1** **Mineralocorticoid antagonists [aldosterone antagonists]**

- Y54.2** **Carbonic-anhydrase inhibitors**
Acetazolamide

- Y54.3** **Benzothiadiazine derivatives**

- Y54.4** **Loop [high-ceiling] diuretics**

- Y54.5** **Other diuretics**

- Y54.6** **Electrolytic, caloric and water-balance agents**
Oral rehydration salts

- Y54.7** **Agents affecting calcification**
Parathyroid hormones and derivatives
Vitamin D group

- Y54.8** **Agents affecting uric acid metabolism**

- Y54.9** **Mineral salts, not elsewhere classified**

INTERNATIONAL CLASSIFICATION OF DISEASES

- Y55** **Agents primarily acting on smooth and skeletal muscles and the respiratory system**
- Y55.0** **Oxytocic drugs**
Ergot alkaloids
- Excludes:* estrogens, progestogens and antagonists (Y42.5-Y42.6)
- Y55.1** **Skeletal muscle relaxants [neuromuscular blocking agents]**
Excludes: antispasticity drugs (Y46.8)
- Y55.2** **Other and unspecified agents primarily acting on muscles**
- Y55.3** **Antitussives**
- Y55.4** **Expectorants**
- Y55.5** **Anti-common-cold drugs**
- Y55.6** **Antiasthmatics, not elsewhere classified**
Aminophylline
Salbutamol
Theobromine
Theophylline
- Excludes:* β -adrenoreceptor agonists (Y51.5)
 anterior pituitary [adenohypophyseal] hormones (Y42.8)
- Y55.7** **Other and unspecified agents primarily acting on the respiratory system**
- Y56** **Topical agents primarily affecting skin and mucous membrane and ophthalmological, otorhinolaryngological and dental drugs**
Includes: glucocorticoids, topically used
- Y56.0** **Local antifungal, anti-infective and anti-inflammatory drugs, not elsewhere classified**
- Y56.1** **Antipruritics**
- Y56.2** **Local astringents and local detergents**

EXTERNAL CAUSES OF MORBIDITY AND MORTALITY

- Y56.3** Emollients, demulcents and protectants
- Y56.4** Keratolytics, keratoplastics and other hair treatment drugs and preparations
- Y56.5** Ophthalmological drugs and preparations
- Y56.6** Otorhinolaryngological drugs and preparations
- Y56.7** Dental drugs, topically applied
- Y56.8** Other topical agents
Spermicides
- Y56.9** Topical agent, unspecified
- Y57** Other and unspecified drugs and medicaments
- Y57.0** Appetite depressants [anorectics]
- Y57.1** Lipotropic drugs
- Y57.2** Antidotes and chelating agents, not elsewhere classified
- Y57.3** Alcohol deterrents
- Y57.4** Pharmaceutical excipients
- Y57.5** X-ray contrast media
- Y57.6** Other diagnostic agents
- Y57.7** Vitamins, not elsewhere classified
Excludes: nicotinic acid (Y52.7)
vitamin B₁₂ (Y44.1)
vitamin D (Y54.7)
vitamin K (Y44.3)
- Y57.8** Other drugs and medicaments
- Y57.9** Drug or medicament, unspecified

INTERNATIONAL CLASSIFICATION OF DISEASES

Y58	Bacterial vaccines
Y58.0	BCG vaccine
Y58.1	Typhoid and paratyphoid vaccine
Y58.2	Cholera vaccine
Y58.3	Plague vaccine
Y58.4	Tetanus vaccine
Y58.5	Diphtheria vaccine
Y58.6	Pertussis vaccine, including combinations with a pertussis component
Y58.8	Mixed bacterial vaccines, except combinations with a pertussis component
Y58.9	Other and unspecified bacterial vaccines
Y59	Other and unspecified vaccines and biological substances
Y59.0	Viral vaccines
Y59.1	Rickettsial vaccines
Y59.2	Protozoal vaccines
Y59.3	Immunoglobulin
Y59.8	Other specified vaccines and biological substances
Y59.9	Vaccine or biological substance, unspecified

**Misadventures to patients during surgical and medical care
(Y60-Y69)**

Excludes: breakdown or malfunctioning of medical device (during procedure) (after implantation) (ongoing use) (Y70-Y82)
surgical and medical procedures as the cause of abnormal reaction of the patient, without mention of misadventure at the time of the procedure (Y83-Y84)

Y60 Unintentional cut, puncture, perforation or haemorrhage during surgical and medical care

Y60.0 During surgical operation

Y60.1 During infusion or transfusion

Y60.2 During kidney dialysis or other perfusion

Y60.3 During injection or immunization

Y60.4 During endoscopic examination

Y60.5 During heart catheterization

Y60.6 During aspiration, puncture and other catheterization

Y60.7 During administration of enema

Y60.8 During other surgical and medical care

Y60.9 During unspecified surgical and medical care

Y61 Foreign object accidentally left in body during surgical and medical care

Y61.0 During surgical operation

Y61.1 During infusion or transfusion

Y61.2 During kidney dialysis or other perfusion

Y61.3 During injection or immunization

INTERNATIONAL CLASSIFICATION OF DISEASES

- Y61.4 **During endoscopic examination**
- Y61.5 **During heart catheterization**
- Y61.6 **During aspiration, puncture and other catheterization**
- Y61.7 **During removal of catheter or packing**
- Y61.8 **During other surgical and medical care**
- Y61.9 **During unspecified surgical and medical care**
- Y62** **Failure of sterile precautions during surgical and medical care**
- Y62.0 **During surgical operation**
- Y62.1 **During infusion or transfusion**
- Y62.2 **During kidney dialysis or other perfusion**
- Y62.3 **During injection or immunization**
- Y62.4 **During endoscopic examination**
- Y62.5 **During heart catheterization**
- Y62.6 **During aspiration, puncture and other catheterization**
- Y62.8 **During other surgical and medical care**
- Y62.9 **During unspecified surgical and medical care**
- Y63** **Failure in dosage during surgical and medical care**
Excludes: accidental overdose of drug or wrong drug given in error (X40-X44)
- Y63.0 **Excessive amount of blood or other fluid given during transfusion or infusion**
- Y63.1 **Incorrect dilution of fluid used during infusion**
- Y63.2 **Overdose of radiation given during therapy**

EXTERNAL CAUSES OF MORBIDITY AND MORTALITY

- Y63.3** Inadvertent exposure of patient to radiation during medical care
- Y63.4** Failure in dosage in electroshock or insulin-shock therapy
- Y63.5** Inappropriate temperature in local application and packing
- Y63.6** Nonadministration of necessary drug, medicament or biological substance
- Y63.8** Failure in dosage during other surgical and medical care
- Y63.9** Failure in dosage during unspecified surgical and medical care
- Y64** Contaminated medical or biological substances
 - Y64.0** Contaminated medical or biological substance, transfused or infused
 - Y64.1** Contaminated medical or biological substance, injected or used for immunization
 - Y64.8** Contaminated medical or biological substance administered by other means
 - Y64.9** Contaminated medical or biological substance administered by unspecified means
Administered contaminated medical or biological substance NOS
- Y65** Other misadventures during surgical and medical care
 - Y65.0** Mismatched blood used in transfusion
 - Y65.1** Wrong fluid used in infusion
 - Y65.2** Failure in suture or ligature during surgical operation
 - Y65.3** Endotracheal tube wrongly placed during anaesthetic procedure
 - Y65.4** Failure to introduce or to remove other tube or instrument
 - Y65.5** Performance of inappropriate operation
 - Y65.8** Other specified misadventures during surgical and medical care

INTERNATIONAL CLASSIFICATION OF DISEASES

Y66 **Nonadministration of surgical and medical care**
Premature cessation of surgical and medical care

Y69 **Unspecified misadventure during surgical and medical care**

Medical devices associated with adverse incidents in diagnostic and therapeutic use (Y70-Y82)

Includes: breakdown or malfunctioning of medical device (during procedure) (after implantation) (ongoing use)

Excludes: misadventures to patients during surgical and medical care, classifiable to Y60-Y69 (Y60-Y69)
later complications following use of medical devices without mention of breakdown or malfunctioning of medical device (Y83-Y84)

The following fourth-character place of occurrence codes are for use with categories Y70-Y82:

- .0 Diagnostic and monitoring devices
- .1 Therapeutic (nonsurgical) and rehabilitative devices
- .2 Prosthetic and other implants, materials and accessory devices
- .3 Surgical instruments, materials and devices (including sutures)
- .8 Miscellaneous devices, not elsewhere classified

Y70 **Anaesthesiology devices associated with adverse incidents**

Y71 **Cardiovascular devices associated with adverse incidents**

Y72 **Otorhinolaryngological devices associated with adverse incidents**

Y73 **Gastroenterology and urology devices associated with adverse incidents**

Y74 **General hospital and personal-use devices associated with adverse incidents**

Y75 **Neurological devices associated with adverse incidents**

Y76 **Obstetric and gynaecological devices associated with adverse incidents**

Y77 **Ophthalmic devices associated with adverse incidents**

EXTERNAL CAUSES OF MORBIDITY AND MORTALITY

- Y78** Radiological devices associated with adverse incidents
- Y79** Orthopaedic devices associated with adverse incidents
- Y80** Physical medicine devices associated with adverse incidents
- Y81** General- and plastic-surgery devices associated with adverse incidents
- Y82** Other and unspecified medical devices associated with adverse incidents

Surgical and other medical procedures as the cause of abnormal reaction of the patient, or of later complication, without mention of misadventure at the time of the procedure (Y83-Y84)

Excludes: misadventures to patients during surgical and medical care, classifiable to Y60-Y69 (Y60-Y69)
 breakdown or malfunctioning of medical device (during procedure) (after implantation) (ongoing use) (Y70-Y82)

- Y83** **Surgical operation and other surgical procedures as the cause of abnormal reaction of the patient, or of later complication, without mention of misadventure at the time of the procedure**
- Y83.0** Surgical operation with transplant of whole organ
- Y83.1** Surgical operation with implant of artificial internal device
- Y83.2** Surgical operation with anastomosis, bypass or graft
- Y83.3** Surgical operation with formation of external stoma
- Y83.4** Other reconstructive surgery
- Y83.5** Amputation of limb(s)
- Y83.6** Removal of other organ (partial) (total)
- Y83.8** Other surgical procedures

INTERNATIONAL CLASSIFICATION OF DISEASES

Y83.9 **Surgical procedure, unspecified**

Y84

Other medical procedures as the cause of abnormal reaction of the patient, or of later complication, without mention of misadventure at the time of the procedure

Y84.0 **Cardiac catheterization**

Y84.1 **Kidney dialysis**

Y84.2 **Radiological procedure and radiotherapy**

Y84.3 **Shock therapy**

Y84.4 **Aspiration of fluid**

Y84.5 **Insertion of gastric or duodenal sound**

Y84.6 **Urinary catheterization**

Y84.7 **Blood-sampling**

Y84.8 **Other medical procedures**

Y84.9 **Medical procedure, unspecified**

Sequelae of external causes of morbidity and mortality (Y85-Y89)

Note: Categories Y85-Y89 are to be used to indicate circumstances as the cause of death, impairment or disability from sequelae or "late effects", which are themselves classified elsewhere. The sequelae include conditions reported as such, or occurring as "late effects" one year or more after the originating event.

Not to be used for chronic poisoning and harmful exposure. Code these to current poisoning and harmful exposure.

Y85

Sequelae of transport accidents

Y85.0 **Sequelae of motor-vehicle accident (V01-V89)**

EXTERNAL CAUSES OF MORBIDITY AND MORTALITY

- Y85.9** **Sequelae of other and unspecified transport accidents (V90-V99)**
- Y86** **Sequelae of other accidents**
- Y87** **Sequelae of intentional self-harm, assault and events of undetermined intent**
- Y87.0** **Sequelae of intentional self-harm (X60-X84)**
- Y87.1** **Sequelae of assault (X85-Y09)**
- Y87.2** **Sequelae of events of undetermined intent (Y10-Y34)**
- Y88** **Sequelae with surgical and medical care as external cause**
- Y88.0** **Sequelae of adverse effects caused by drugs, medicaments and biological substances in therapeutic use (Y40-Y59)**
- Y88.1** **Sequelae of misadventures to patients during surgical and medical procedures (Y60-Y69)**
- Y88.2** **Sequelae of adverse incidents associated with medical devices in diagnostic and therapeutic use (Y70-Y82)**
- Y88.3** **Sequelae of surgical and medical procedures as the cause of abnormal reaction of the patient, or of later complication, without mention of misadventure at the time of the procedure (Y83-Y84)**
- Y89** **Sequelae of other external causes**
- Y89.0** **Sequelae of legal intervention**
- Y89.1** **Sequelae of war operations**
- Y89.9** **Sequelae of unspecified external cause**

Morphology of neoplasms

Morphology of neoplasms

The second edition of the International Classification of Diseases for Oncology (ICD-O) was published in 1990. It contains a coded nomenclature for the morphology of neoplasms, which is reproduced here for those who wish to use it in conjunction with Chapter II.

The morphology code numbers consist of five digits; the first four identify the histological type of the neoplasm and the fifth, following a slash or solidus, indicates its behaviour. The one-digit behaviour code is as follows:

- /0 Benign**
- /1 Uncertain whether benign or malignant**
Borderline malignancy¹
Low malignant potential¹
- /2 Carcinoma in situ**
Intraepithelial
Noninfiltrating
Noninvasive
- /3 Malignant, primary site**
- /6 Malignant, metastatic site**
Malignant, secondary site
- /9 Malignant, uncertain whether primary or metastatic site**

In the nomenclature given here, the morphology code numbers include the behaviour code appropriate to the histological type of neoplasm; this behaviour code should be changed if the other reported information makes this appropriate. For example, chordoma is assumed to be malignant and is therefore assigned the code number M9370/3; the term "benign chordoma" should, however, be coded M9370/0. Similarly, superficial spreading adenocarcinoma (M8143/3) should be coded M8143/2 when described as "noninvasive", and melanoma (M8720/3), when described as "secondary", should be coded M8720/6.

¹Except cystadenomas of ovary in M844-M849, which are considered to be malignant.

INTERNATIONAL CLASSIFICATION OF DISEASES

The following table shows the correspondence between the behaviour code and the different sections of Chapter II:

Behaviour code		Chapter II categories
/0	Benign neoplasms	D10-D36
/1	Neoplasms of uncertain and unknown behaviour	D37-D48
/2	In situ neoplasms	D00-D09
/3	Malignant neoplasms, stated or presumed to be primary	C00-C76 C80-C97
/6	Malignant neoplasms, stated or presumed to be secondary	C77-C79

The ICD-O behaviour digit /9 is not applicable in the ICD context, since all malignant neoplasms are presumed to be primary (/3) or secondary (/6), according to other information on the medical record.

Only the first-listed term of the full ICD-O morphology nomenclature appears against each code number in the list given here. The Alphabetical Index (Volume 3), however, includes all the ICD-O synonyms as well as a number of other morphological descriptions still likely to be encountered on medical records but omitted from ICD-O as outdated or otherwise undesirable.

Some types of neoplasm are specific to certain sites or types of tissue. For example, nephroblastoma (M8960/3), by definition, always arises in the kidney; hepatocellular carcinoma (M8170/3) is always primary in the liver; and basal cell carcinoma (M8090/3) usually arises in the skin. For such terms the appropriate code from Chapter II has been added in parentheses in the nomenclature. Thus nephroblastoma is followed by the code for malignant neoplasm of kidney (C64). For basal cell carcinoma the code for malignant neoplasm of skin (C44.-) is given with the fourth character left open. The appropriate fourth character for the reported site should be used. The Chapter II codes assigned to the morphologic terms should be used when the site of the neoplasm is not given in the diagnosis. Chapter II codes have not been assigned to many of the morphology terms because the histologic types can arise in more than one organ or type of tissue. For example, "Adenocarcinoma NOS" (M8140/3) has no assigned Chapter II code because it can be primary in many different organs.

Occasionally a problem arises when a site given in a diagnosis is different from the site indicated by the site-specific code. In such instances, the given Chapter II code should be ignored and the appropriate code for the site included in the diagnosis should be used. For example, C50.- (breast) is added to the morphologic term Infiltrating duct carcinoma (M8500/3), because this type of carcinoma usually arises in the breast. However, if the term "Infiltrating duct carcinoma" is used for a primary carcinoma arising in the pancreas, the correct code would be C25.9 (Pancreas, unspecified).

For neoplasms of lymphoid, haematopoietic and related tissue (M959-M998), the relevant codes from C81-C96 and D45-D47 are given. These Chapter II codes should be used irrespective of the stated site of the neoplasm.

A coding difficulty sometimes arises where a morphological diagnosis contains two qualifying adjectives that have different code numbers. An example is "transitional cell epidermoid carcinoma". "Transitional cell carcinoma NOS" is M8120/3 and "epidermoid carcinoma NOS" is M8070/3. In such circumstances, the higher number (M8120/3 in this example) should be used, as it is usually more specific. For other information about the coding of morphology see Part 2a Instruction Manual (NCHS).

Coded nomenclature for morphology of neoplasms

M800	Neoplasms NOS
M8000/0	Neoplasm, benign
M8000/1	Neoplasm, uncertain whether benign or malignant
M8000/3	Neoplasm, malignant
M8000/6	Neoplasm, metastatic
M8001/0	Tumour cells, benign
M8001/1	Tumour cells, uncertain whether benign or malignant
M8001/3	Tumour cells, malignant
M8002/3	Malignant tumour, small cell type
M8003/3	Malignant tumour, giant cell type
M8004/3	Malignant tumour, fusiform cell type

M801-M804 Epithelial neoplasms NOS

M8010/0	Epithelial tumour, benign
M8010/2	Carcinoma in situ NOS
M8010/3	Carcinoma NOS
M8010/6	Carcinoma, metastatic NOS
M8011/0	Epithelioma, benign
M8011/3	Epithelioma, malignant

INTERNATIONAL CLASSIFICATION OF DISEASES

M8012/3	Large cell carcinoma NOS
M8020/3	Carcinoma, undifferentiated NOS
M8021/3	Carcinoma, anaplastic NOS
M8022/3	Pleomorphic carcinoma
M8030/3	Giant cell and spindle cell carcinoma
M8031/3	Giant cell carcinoma
M8032/3	Spindle cell carcinoma
M8033/3	Pseudosarcomatous carcinoma
M8034/3	Polygonal cell carcinoma
M8040/1	Tumorlet
M8041/3	Small cell carcinoma NOS
M8042/3	Oat cell carcinoma (C34.-)
M8043/3	Small cell carcinoma, fusiform cell (C34.-)
M8044/3	Small cell carcinoma, intermediate cell (C34.-)
M8045/3	Small cell-large cell carcinoma (C34.-)

M805-M808 Squamous cell neoplasms

M8050/0	Papilloma NOS (except Papilloma of urinary bladder M8120/1)
M8050/2	Papillary carcinoma in situ
M8050/3	Papillary carcinoma NOS
M8051/0	Verrucous papilloma
M8051/3	Verrucous carcinoma NOS
M8052/0	Squamous cell papilloma
M8052/3	Papillary squamous cell carcinoma
M8053/0	Inverted papilloma
M8060/0	Papillomatosis NOS
M8070/2	Squamous cell carcinoma in situ NOS
M8070/3	Squamous cell carcinoma NOS
M8070/6	Squamous cell carcinoma, metastatic NOS
M8071/3	Squamous cell carcinoma, keratinizing NOS
M8072/3	Squamous cell carcinoma, large cell, nonkeratinizing
M8073/3	Squamous cell carcinoma, small cell, nonkeratinizing
M8074/3	Squamous cell carcinoma, spindle cell
M8075/3	Adenoid squamous cell carcinoma
M8076/2	Squamous cell carcinoma in situ with questionable stromal invasion (D06.-)
M8076/3	Squamous cell carcinoma, microinvasive (C53.-)
M8077/2	Intraepithelial neoplasia, grade III, of cervix, vulva and vagina
M8080/2	Queyrat's erythroplasia (D07.4)
M8081/2	Bowen's disease
M8082/3	Lymphoepithelial carcinoma

M809-M811 Basal cell neoplasms

M8090/1	Basal cell tumour (D48.5)
M8090/3	Basal cell carcinoma NOS (C44.-)
M8091/3	Multicentric basal cell carcinoma (C44.-)
M8092/3	Basal cell carcinoma, morphoea (C44.-)
M8093/3	Basal cell carcinoma, fibroepithelial (C44.-)
M8094/3	Basosquamous carcinoma (C44.-)
M8095/3	Metatypical carcinoma (C44.-)
M8096/0	Intraepidermal epithelioma of Jadassohn (D23.-)
M8100/0	Trichoepithelioma (D23.-)
M8101/0	Trichofolliculoma (D23.-)
M8102/0	Tricholemmoma (D23.-)
M8110/0	Pilomatrixoma NOS (D23.-)
M8110/3	Pilomatrix carcinoma (C44.-)

M812-M813 Transitional cell papillomas and carcinomas

M8120/0	Transitional cell papilloma NOS
M8120/1	Urothelial papilloma
M8120/2	Transitional cell carcinoma in situ
M8120/3	Transitional cell carcinoma NOS
M8121/0	Schneiderian papilloma
M8121/1	Transitional cell papilloma, inverted
M8121/3	Schneiderian carcinoma
M8122/3	Transitional cell carcinoma, spindle cell
M8123/3	Basaloid carcinoma (C21.1)
M8124/3	Cloacogenic carcinoma (C21.2)
M8130/3	Papillary transitional cell carcinoma

M814-M838 Adenomas and adenocarcinomas

M8140/0	Adenoma NOS
M8140/1	Bronchial adenoma NOS (D38.1)
M8140/2	Adenocarcinoma in situ NOS
M8140/3	Adenocarcinoma NOS
M8140/6	Adenocarcinoma, metastatic NOS
M8141/3	Scirrhus adenocarcinoma
M8142/3	Linitis plastica (C16.-)
M8143/3	Superficial spreading adenocarcinoma
M8144/3	Adenocarcinoma, intestinal type (C16.-)
M8145/3	Carcinoma, diffuse type (C16.-)
M8146/0	Monomorphic adenoma

INTERNATIONAL CLASSIFICATION OF DISEASES

M8147/0	Basal cell adenoma (D11.-)
M8147/3	Basal cell adenocarcinoma (C07.-, C08.-)
M8150/0	Islet cell adenoma (D13.7)
M8150/3	Islet cell carcinoma (C25.4)
M8151/0	Insulinoma NOS (D13.7)
M8151/3	Insulinoma, malignant (C25.4)
M8152/0	Glucagonoma NOS (D13.7)
M8152/3	Glucagonoma, malignant (C25.4)
M8153/1	Gastrinoma NOS
M8153/3	Gastrinoma, malignant
M8154/3	Mixed islet cell and exocrine adenocarcinoma (C25.-)
M8155/3	Vipoma
M8160/0	Bile duct adenoma (D13.4, D13.5)
M8160/3	Cholangiocarcinoma (C22.1)
M8161/0	Bile duct cystadenoma
M8161/3	Bile duct cystadenocarcinoma
M8162/3	Klatskin's tumour (C22.1)
M8170/0	Liver cell adenoma (D13.4)
M8170/3	Hepatocellular carcinoma NOS (C22.0)
M8171/3	Hepatocellular carcinoma, fibrolamellar (C22.0)
M8180/3	Combined hepatocellular carcinoma and cholangiocarcinoma (C22.0)
M8190/0	Trabecular adenoma
M8190/3	Trabecular adenocarcinoma
M8191/0	Embryonal adenoma
M8200/0	Eccrine dermal cylindroma (D23.-)
M8200/3	Adenoid cystic carcinoma
M8201/3	Cribriform carcinoma
M8202/0	Microcystic adenoma (D13.7)
M8210/0	Adenomatous polyp NOS
M8210/2	Adenocarcinoma in situ in adenomatous polyp
M8210/3	Adenocarcinoma in adenomatous polyp
M8211/0	Tubular adenoma NOS
M8211/3	Tubular adenocarcinoma
M8220/0	Adenomatous polyposis coli (D12.-)
M8220/3	Adenocarcinoma in adenomatous polyposis coli (C18.-)
M8221/0	Multiple adenomatous polyps
M8221/3	Adenocarcinoma in multiple adenomatous polyps
M8230/3	Solid carcinoma NOS
M8231/3	Carcinoma simplex
M8240/1	Carcinoid tumour NOS, of appendix (D37.3)

MORPHOLOGY OF NEOPLASMS

M8240/3	Carcinoid tumour NOS (except of appendix M8240/1)
M8241/1	Carcinoid tumour, argentaffin NOS
M8241/3	Carcinoid tumour, argentaffin, malignant
M8243/3	Goblet cell carcinoid (C18.1)
M8244/3	Composite carcinoid
M8245/3	Adenocarcinoid tumour
M8246/3	Neuroendocrine carcinoma
M8247/3	Merkel cell carcinoma (C44.-)
M8248/1	Apudoma
M8250/1	Pulmonary adenomatosis (D38.1)
M8250/3	Bronchiolo-alveolar adenocarcinoma (C34.-)
M8251/0	Alveolar adenoma (D14.3)
M8251/3	Alveolar adenocarcinoma (C34.-)
M8260/0	Papillary adenoma NOS
M8260/3	Papillary adenocarcinoma NOS
M8261/1	Villous adenoma NOS
M8261/2	Adenocarcinoma in situ in villous adenoma
M8261/3	Adenocarcinoma in villous adenoma
M8262/3	Villous adenocarcinoma
M8263/0	Tubulovillous adenoma NOS
M8263/2	Adenocarcinoma in situ in tubulovillous adenoma
M8263/3	Adenocarcinoma in tubulovillous adenoma
M8270/0	Chromophobe adenoma (D35.2)
M8270/3	Chromophobe carcinoma (C75.1)
M8271/0	Prolactinoma (D35.2)
M8280/0	Acidophil adenoma (D35.2)
M8280/3	Acidophil carcinoma (C75.1)
M8281/0	Mixed acidophil-basophil adenoma (D35.2)
M8281/3	Mixed acidophil-basophil carcinoma (C75.1)
M8290/0	Oxyphilic adenoma
M8290/3	Oxyphilic adenocarcinoma
M8300/0	Basophil adenoma (D35.2)
M8300/3	Basophil carcinoma (C75.1)
M8310/0	Clear cell adenoma
M8310/3	Clear cell adenocarcinoma NOS
M8311/1	Hypernephroid tumour
M8312/3	Renal cell carcinoma (C64)
M8313/0	Clear cell adenofibroma
M8314/3	Lipid-rich carcinoma (C50.-)
M8315/3	Glycogen-rich carcinoma (C50.-)

INTERNATIONAL CLASSIFICATION OF DISEASES

M8320/3	Granular cell carcinoma
M8321/0	Chief cell adenoma (D35.1)
M8322/0	Water-clear cell adenoma (D35.1)
M8322/3	Water-clear cell adenocarcinoma (C75.0)
M8323/0	Mixed cell adenoma
M8323/3	Mixed cell adenocarcinoma
M8324/0	Lipoadenoma
M8330/0	Follicular adenoma (D34)
M8330/3	Follicular adenocarcinoma NOS (C73)
M8331/3	Follicular adenocarcinoma, well differentiated (C73)
M8332/3	Follicular adenocarcinoma, trabecular (C73)
M8333/0	Microfollicular adenoma (D34)
M8334/0	Macrofollicular adenoma (D34)
M8340/3	Papillary carcinoma, follicular variant (C73)
M8350/3	Nonencapsulated sclerosing carcinoma (C73)
M8360/1	Multiple endocrine adenomas
M8361/1	Juxtaglomerular tumour (D41.0)
M8370/0	Adrenal cortical adenoma NOS (D35.0)
M8370/3	Adrenal cortical carcinoma (C74.0)
M8371/0	Adrenal cortical adenoma, compact cell (D35.0)
M8372/0	Adrenal cortical adenoma, heavily pigmented variant (D35.0)
M8373/0	Adrenal cortical adenoma, clear cell (D35.0)
M8374/0	Adrenal cortical adenoma, glomerulosa cell (D35.0)
M8375/0	Adrenal cortical adenoma, mixed cell (D35.0)
M8380/0	Endometrioid adenoma NOS (D27)
M8380/1	Endometrioid adenoma, borderline malignancy (D39.1)
M8380/3	Endometrioid carcinoma (C56)
M8381/0	Endometrioid adenofibroma NOS (D27)
M8381/1	Endometrioid adenofibroma, borderline malignancy (D39.1)
M8381/3	Endometrioid adenofibroma, malignant (C56)

M839-M842 Adnexal and skin appendage neoplasms

M8390/0	Skin appendage adenoma (D23.-)
M8390/3	Skin appendage carcinoma (C44.-)
M8400/0	Sweat gland adenoma (D23.-)
M8400/1	Sweat gland tumour NOS (D48.5)
M8400/3	Sweat gland adenocarcinoma (C44.-)
M8401/0	Apocrine adenoma
M8401/3	Apocrine adenocarcinoma
M8402/0	Eccrine acrospiroma (D23.-)

M8403/0	Eccrine spiradenoma (D23.-)
M8404/0	Hidrocystoma (D23.-)
M8405/0	Papillary hidradenoma (D23.-)
M8406/0	Papillary syringadenoma (D23.-)
M8407/0	Syringoma NOS (D23.-)
M8408/0	Eccrine papillary adenoma (D23.-)
M8410/0	Sebaceous adenoma (D23.-)
M8410/3	Sebaceous adenocarcinoma (C44.-)
M8420/0	Ceruminous adenoma (D23.2)
M8420/3	Ceruminous adenocarcinoma (C44.2)

M843 Mucoepidermoid neoplasms

M8430/1	Mucoepidermoid tumour
M8430/3	Mucoepidermoid carcinoma

M844-M849 Cystic, mucinous and serous neoplasms

M8440/0	Cystadenoma NOS
M8440/3	Cystadenocarcinoma NOS
M8441/0	Serous cystadenoma NOS (D27)
M8441/3	Serous cystadenocarcinoma NOS (C56)
M8442/3	Serous cystadenoma, borderline malignancy (C56)
M8450/0	Papillary cystadenoma NOS (D27)
M8450/3	Papillary cystadenocarcinoma NOS (C56)
M8451/3	Papillary cystadenoma, borderline malignancy (C56)
M8452/1	Papillary cystic tumour (D37.7)
M8460/0	Papillary serous cystadenoma NOS (D27)
M8460/3	Papillary serous cystadenocarcinoma (C56)
M8461/0	Serous surface papilloma (D27)
M8461/3	Serous surface papillary carcinoma (C56)
M8462/3	Papillary serous cystadenoma, borderline malignancy (C56)
M8470/0	Mucinous cystadenoma NOS (D27)
M8470/3	Mucinous cystadenocarcinoma NOS (C56)
M8471/0	Papillary mucinous cystadenoma NOS (D27)
M8471/3	Papillary mucinous cystadenocarcinoma (C56)
M8472/3	Mucinous cystadenoma, borderline malignancy (C56)
M8473/3	Papillary mucinous cystadenoma, borderline malignancy (C56)
M8480/0	Mucinous adenoma
M8480/3	Mucinous adenocarcinoma
M8480/6	Pseudomyxoma peritonei (C78.6)
M8481/3	Mucin-producing adenocarcinoma

INTERNATIONAL CLASSIFICATION OF DISEASES

M8490/3 Signet ring cell carcinoma
M8490/6 Metastatic signet ring cell carcinoma

M850-M854 Ductal, lobular and medullary neoplasms

M8500/2 Intraductal carcinoma, noninfiltrating NOS
M8500/3 Infiltrating duct carcinoma (C50.-)
M8501/2 Comedocarcinoma, noninfiltrating (D05.-)
M8501/3 Comedocarcinoma NOS (C50.-)
M8502/3 Juvenile carcinoma of breast (C50.-)
M8503/0 Intraductal papilloma
M8503/2 Noninfiltrating intraductal papillary adenocarcinoma (D05.-)
M8503/3 Intraductal papillary adenocarcinoma with invasion (C50.-)
M8504/0 Intracystic papillary adenoma
M8504/2 Noninfiltrating intracystic carcinoma
M8504/3 Intracystic carcinoma NOS
M8505/0 Intraductal papillomatosis NOS
M8506/0 Adenoma of nipple (D24)
M8510/3 Medullary carcinoma NOS
M8511/3 Medullary carcinoma with amyloid stroma (C73)
M8512/3 Medullary carcinoma with lymphoid stroma (C50.-)
M8520/2 Lobular carcinoma in situ (D05.0)
M8520/3 Lobular carcinoma NOS (C50.-)
M8521/3 Infiltrating ductular carcinoma (C50.-)
M8522/2 Intraductal carcinoma and lobular carcinoma in situ (D05.7)
M8522/3 Infiltrating duct and lobular carcinoma (C50.-)
M8530/3 Inflammatory carcinoma (C50.-)
M8540/3 Paget's disease, mammary (C50.-)
M8541/3 Paget's disease and infiltrating duct carcinoma of breast (C50.-)
M8542/3 Paget's disease, extramammary (except Paget's disease of bone)
M8543/3 Paget's disease and intraductal carcinoma of breast (C50.-)

M855 Acinar cell neoplasms

M8550/0 Acinar cell adenoma
M8550/1 Acinar cell tumour
M8550/3 Acinar cell carcinoma

M856-M858 Complex epithelial neoplasms

M8560/3 Adenosquamous carcinoma
M8561/0 Adenolymphoma (D11.-)
M8562/3 Epithelial-myoepithelial carcinoma

M8570/3	Adenocarcinoma with squamous metaplasia
M8571/3	Adenocarcinoma with cartilaginous and osseous metaplasia
M8572/3	Adenocarcinoma with spindle cell metaplasia
M8573/3	Adenocarcinoma with apocrine metaplasia
M8580/0	Thymoma, benign (D15.0)
M8580/3	Thymoma, malignant (C37)

M859-M867 Specialized gonadal neoplasms

M8590/1	Sex cord-stromal tumour
M8600/0	Thecoma NOS (D27)
M8600/3	Thecoma, malignant (C56)
M8601/0	Thecoma, luteinized (D27)
M8602/0	Sclerosing stromal tumour (D27)
M8610/0	Luteoma NOS (D27)
M8620/1	Granulosa cell tumour NOS (D39.1)
M8620/3	Granulosa cell tumour, malignant (C56)
M8621/1	Granulosa cell-theca cell tumour (D39.1)
M8622/1	Juvenile granulosa cell tumour (D39.1)
M8623/1	Sex cord tumour with annular tubules (D39.1)
M8630/0	Androblastoma, benign
M8630/1	Androblastoma NOS
M8630/3	Androblastoma, malignant
M8631/0	Sertoli-Leydig cell tumour
M8632/1	Gynandroblastoma (D39.1)
M8640/0	Sertoli cell tumour NOS
M8640/3	Sertoli cell carcinoma (C62.-)
M8641/0	Sertoli cell tumour with lipid storage (D27)
M8650/0	Leydig cell tumour, benign (D29.2)
M8650/1	Leydig cell tumour NOS (D40.1)
M8650/3	Leydig cell tumour, malignant (C62.-)
M8660/0	Hilus cell tumour (D27)
M8670/0	Lipid cell tumour of ovary (D27)
M8671/0	Adrenal rest tumour

M868-M871 Paragangliomas and glomus tumours

M8680/1	Paraganglioma NOS
M8680/3	Paraganglioma, malignant
M8681/1	Sympathetic paraganglioma
M8682/1	Parasympathetic paraganglioma
M8683/0	Gangliocytic paraganglioma (D13.2)

INTERNATIONAL CLASSIFICATION OF DISEASES

M8690/1	Glomus jugulare tumour (D44.7)
M8691/1	Aortic body tumour (D44.7)
M8692/1	Carotid body tumour (D44.6)
M8693/1	Extra-adrenal paraganglioma NOS
M8693/3	Extra-adrenal paraganglioma, malignant
M8700/0	Phaeochromocytoma NOS (D35.0)
M8700/3	Phaeochromocytoma, malignant (C74.1)
M8710/3	Glomangiosarcoma
M8711/0	Glomus tumour
M8712/0	Glomangioma
M8713/0	Glomangiomyoma

M872-M879 Naevi and melanomas

M8720/0	Pigmented naevus NOS (D22.-)
M8720/2	Melanoma in situ (D03.-)
M8720/3	Malignant melanoma NOS
M8721/3	Nodular melanoma (C43.-)
M8722/0	Balloon cell naevus (D22.-)
M8722/3	Balloon cell melanoma (C43.-)
M8723/0	Halo naevus (D22.-)
M8723/3	Malignant melanoma, regressing (C43.-)
M8724/0	Fibrous papule of nose (D22.3)
M8725/0	Neuronaevus (D22.-)
M8726/0	Magnocellular naevus (D31.4)
M8727/0	Dysplastic naevus (D22.-)
M8730/0	Nonpigmented naevus (D22.-)
M8730/3	Amelanotic melanoma (C43.-)
M8740/0	Junctional naevus NOS (D22.-)
M8740/3	Malignant melanoma in junctional naevus (C43.-)
M8741/2	Precancerous melanosis NOS (D03.-)
M8741/3	Malignant melanoma in precancerous melanosis (C43.-)
M8742/2	Hutchinson's melanotic freckle NOS (D03.-)
M8742/3	Malignant melanoma in Hutchinson's melanotic freckle (C43.-)
M8743/3	Superficial spreading melanoma (C43.-)
M8744/3	Acral lentiginous melanoma, malignant (C43.-)
M8745/3	Desmoplastic melanoma, malignant (C43.-)
M8750/0	Intradermal naevus (D22.-)
M8760/0	Compound naevus (D22.-)
M8761/1	Giant pigmented naevus NOS (D48.5)
M8761/3	Malignant melanoma in giant pigmented naevus (C43.-)

MORPHOLOGY OF NEOPLASMS

M8770/0	Epithelioid and spindle cell naevus (D22.-)
M8770/3	Mixed epithelioid and spindle cell melanoma
M8771/0	Epithelioid cell naevus (D22.-)
M8771/3	Epithelioid cell melanoma
M8772/0	Spindle cell naevus (D22.-)
M8772/3	Spindle cell melanoma NOS
M8773/3	Spindle cell melanoma, type A (C69.4)
M8774/3	Spindle cell melanoma, type B (C69.4)
M8780/0	Blue naevus NOS (D22.-)
M8780/3	Blue naevus, malignant (C43.-)
M8790/0	Cellular blue naevus (D22.-)

M880 Soft tissue tumours and sarcomas NOS

M8800/0	Soft tissue tumour, benign
M8800/3	Sarcoma NOS
M8800/6	Sarcomatosis NOS
M8801/3	Spindle cell sarcoma
M8802/3	Giant cell sarcoma (except of bone M9250/3)
M8803/3	Small cell sarcoma
M8804/3	Epithelioid sarcoma

M881-M883 Fibromatous neoplasms

M8810/0	Fibroma NOS
M8810/3	Fibrosarcoma NOS
M8811/0	Fibromyxoma
M8811/3	Fibromyxosarcoma
M8812/0	Periosteal fibroma (D16.-)
M8812/3	Periosteal fibrosarcoma (C40.-, C41.-)
M8813/0	Fascial fibroma
M8813/3	Fascial fibrosarcoma
M8814/3	Infantile fibrosarcoma
M8820/0	Elastofibroma
M8821/1	Aggressive fibromatosis
M8822/1	Abdominal fibromatosis
M8823/1	Desmoplastic fibroma
M8824/1	Myofibromatosis
M8830/0	Fibrous histiocytoma NOS
M8830/1	Atypical fibrous histiocytoma
M8830/3	Fibrous histiocytoma, malignant
M8832/0	Dermatofibroma NOS (D23.-)

INTERNATIONAL CLASSIFICATION OF DISEASES

M8832/3 Dermatofibrosarcoma NOS (C44.-)
M8833/3 Pigmented dermatofibrosarcoma protuberans

M884 Myxomatous neoplasms

M8840/0 Myxoma NOS
M8840/3 Myxosarcoma
M8841/1 Angiomyxoma

M885-M888 Lipomatous neoplasms

M8850/0 Lipoma NOS (D17.-)
M8850/3 Liposarcoma NOS
M8851/0 Fibrolipoma (D17.-)
M8851/3 Liposarcoma, well differentiated
M8852/0 Fibromyxolipoma (D17.-)
M8852/3 Myxoid liposarcoma
M8853/3 Round cell liposarcoma
M8854/0 Pleomorphic lipoma (D17.-)
M8854/3 Pleomorphic liposarcoma
M8855/3 Mixed liposarcoma
M8856/0 Intramuscular lipoma (D17.-)
M8857/0 Spindle cell lipoma (D17.-)
M8858/3 Dedifferentiated liposarcoma
M8860/0 Angiomyolipoma (D17.-)
M8861/0 Angiolipoma NOS (D17.-)
M8870/0 Myelolipoma (D17.-)
M8880/0 Hibernoma (D17.-)
M8881/0 Lipoblastomatosis (D17.-)

M889-M892 Myomatous neoplasms

M8890/0 Leiomyoma NOS
M8890/1 Leiomyomatosis NOS
M8890/3 Leiomyosarcoma NOS
M8891/0 Epithelioid leiomyoma
M8891/3 Epithelioid leiomyosarcoma
M8892/0 Cellular leiomyoma
M8893/0 Bizarre leiomyoma
M8894/0 Angiomyoma
M8894/3 Angiomyosarcoma
M8895/0 Myoma
M8895/3 Myosarcoma
M8896/3 Myxoid leiomyosarcoma

M8897/1	Smooth muscle tumour NOS
M8900/0	Rhabdomyoma NOS
M8900/3	Rhabdomyosarcoma NOS
M8901/3	Pleomorphic rhabdomyosarcoma
M8902/3	Mixed type rhabdomyosarcoma
M8903/0	Fetal rhabdomyoma
M8904/0	Adult rhabdomyoma
M8910/3	Embryonal rhabdomyosarcoma
M8920/3	Alveolar rhabdomyosarcoma

M893-M899 Complex mixed and stromal neoplasms

M8930/0	Endometrial stromal nodule (D26.1)
M8930/3	Endometrial stromal sarcoma (C54.-)
M8931/1	Endolymphatic stromal myosis (D39.0)
M8932/0	Adenomyoma
M8933/3	Adenosarcoma
M8940/0	Pleomorphic adenoma
M8940/3	Mixed tumour, malignant NOS
M8941/3	Carcinoma in pleomorphic adenoma (C07, C08.-)
M8950/3	Müllerian mixed tumour (C54.-)
M8951/3	Mesodermal mixed tumour
M8960/1	Mesoblastic nephroma
M8960/3	Nephroblastoma NOS (C64)
M8963/3	Rhabdoid sarcoma
M8964/3	Clear cell sarcoma of kidney (C64)
M8970/3	Hepatoblastoma (C22.0)
M8971/3	Pancreatoblastoma (C25.-)
M8972/3	Pulmonary blastoma (C34.-)
M8980/3	Carcinosarcoma NOS
M8981/3	Carcinosarcoma, embryonal
M8982/0	Myoepithelioma
M8990/0	Mesenchymoma, benign
M8990/1	Mesenchymoma NOS
M8990/3	Mesenchymoma, malignant
M8991/3	Embryonal sarcoma

M900-M903 Fibroepithelial neoplasms

M9000/0	Brenner tumour NOS (D27)
M9000/1	Brenner tumour, borderline malignancy (D39.1)
M9000/3	Brenner tumour, malignant (C56)

INTERNATIONAL CLASSIFICATION OF DISEASES

M9010/0	Fibroadenoma NOS (D24)
M9011/0	Intracanalicular fibroadenoma (D24)
M9012/0	Pericanalicular fibroadenoma (D24)
M9013/0	Adenofibroma NOS (D27)
M9014/0	Serous adenofibroma (D27)
M9015/0	Mucinous adenofibroma (D27)
M9016/0	Giant fibroadenoma (D24)
M9020/0	Phyllodes tumour, benign (D24)
M9020/1	Phyllodes tumour NOS (D48.6)
M9020/3	Phyllodes tumour, malignant (C50.-)
M9030/0	Juvenile fibroadenoma (D24)

M904 Synovial-like neoplasms

M9040/0	Synovioma, benign
M9040/3	Synovial sarcoma NOS
M9041/3	Synovial sarcoma, spindle cell
M9042/3	Synovial sarcoma, epithelioid cell
M9043/3	Synovial sarcoma, biphasic
M9044/3	Clear cell sarcoma (except of kidney M8964/3)

M905 Mesothelial neoplasms

M9050/0	Mesothelioma, benign (D19.-)
M9050/3	Mesothelioma, malignant (C45.-)
M9051/0	Fibrous mesothelioma, benign (D19.-)
M9051/3	Fibrous mesothelioma, malignant (C45.-)
M9052/0	Epithelioid mesothelioma, benign (D19.-)
M9052/3	Epithelioid mesothelioma, malignant (C45.-)
M9053/0	Mesothelioma, biphasic, benign (D19.-)
M9053/3	Mesothelioma, biphasic, malignant (C45.-)
M9054/0	Adenomatoid tumour NOS (D19.-)
M9055/1	Cystic mesothelioma

M906-M909 Germ cell neoplasms

M9060/3	Dysgerminoma
M9061/3	Seminoma NOS (C62.-)
M9062/3	Seminoma, anaplastic (C62.-)
M9063/3	Spermatocytic seminoma (C62.-)
M9064/3	Germinoma
M9070/3	Embryonal carcinoma NOS
M9071/3	Endodermal sinus tumour

MORPHOLOGY OF NEOPLASMS

M9072/3	Polyembryoma
M9073/1	Gonadoblastoma
M9080/0	Teratoma, benign
M9080/1	Teratoma NOS
M9080/3	Teratoma, malignant NOS
M9081/3	Teratocarcinoma
M9082/3	Malignant teratoma, undifferentiated
M9083/3	Malignant teratoma, intermediate
M9084/0	Dermoid cyst NOS
M9084/3	Teratoma with malignant transformation
M9085/3	Mixed germ cell tumour
M9090/0	Struma ovarii NOS (D27)
M9090/3	Struma ovarii, malignant (C56)
M9091/1	Strumal carcinoid (D39.1)
M910	Trophoblastic neoplasms
M9100/0	Hydatidiform mole NOS (O01.9)
M9100/1	Invasive hydatidiform mole (D39.2)
M9100/3	Choriocarcinoma NOS
M9101/3	Choriocarcinoma combined with other germ cell elements
M9102/3	Malignant teratoma, trophoblastic (C62.-)
M9103/0	Partial hydatidiform mole (O01.1)
M9104/1	Placental site trophoblastic tumour (D39.2)
M911	Mesonephromas
M9110/0	Mesonephroma, benign
M9110/1	Mesonephric tumour
M9110/3	Mesonephroma, malignant
M912-M916	Blood vessel tumours
M9120/0	Haemangioma NOS (D18.0)
M9120/3	Haemangiosarcoma
M9121/0	Cavernous haemangioma (D18.0)
M9122/0	Venous haemangioma (D18.0)
M9123/0	Racemose haemangioma (D18.0)
M9124/3	Kupffer cell sarcoma (C22.3)
M9125/0	Epithelioid haemangioma (D18.0)
M9126/0	Histiocytoid haemangioma (D18.0)
M9130/0	Haemangi endothelioma, benign (D18.0)
M9130/1	Haemangi endothelioma NOS

INTERNATIONAL CLASSIFICATION OF DISEASES

M9130/3	Haemangioendothelioma, malignant
M9131/0	Capillary haemangioma (D18.0)
M9132/0	Intramuscular haemangioma (D18.0)
M9133/1	Epithelioid haemangioendothelioma NOS
M9133/3	Epithelioid haemangioendothelioma, malignant
M9134/1	Intravascular bronchial alveolar tumour (D38.1)
M9140/3	Kaposi's sarcoma (C46.-)
M9141/0	Angiokeratoma
M9142/0	Verrucous keratotic haemangioma (D18.0)
M9150/0	Haemangiopericytoma, benign
M9150/1	Haemangiopericytoma NOS
M9150/3	Haemangiopericytoma, malignant
M9160/0	Angiofibroma NOS
M9161/1	Haemangioblastoma

M917 Lymphatic vessel tumours

M9170/0	Lymphangioma NOS (D18.1)
M9170/3	Lymphangiosarcoma
M9171/0	Capillary lymphangioma (D18.1)
M9172/0	Cavernous lymphangioma (D18.1)
M9173/0	Cystic lymphangioma (D18.1)
M9174/0	Lymphangiomyoma (D18.1)
M9174/1	Lymphangiomyomatosis
M9175/0	Haemolymphangioma (D18.1)

M918-M924 Osseous and chondromatous neoplasms

M9180/0	Osteoma NOS (D16.-)
M9180/3	Osteosarcoma NOS (C40.-, C41.-)
M9181/3	Chondroblastic osteosarcoma (C40.-, C41.-)
M9182/3	Fibroblastic osteosarcoma (C40.-, C41.-)
M9183/3	Telangiectatic osteosarcoma (C40.-, C41.-)
M9184/3	Osteosarcoma in Paget's disease of bone (C40.-, C41.-)
M9185/3	Small cell osteosarcoma (C40.-, C41.-)
M9190/3	Juxtacortical osteosarcoma (C40.-, C41.-)
M9191/0	Osteoid osteoma NOS (D16.-)
M9200/0	Osteblastoma NOS (D16.-)
M9200/1	Aggressive osteblastoma (D48.0)
M9210/0	Osteochondroma (D16.-)
M9210/1	Osteochondromatosis NOS (D48.0)
M9220/0	Chondroma NOS (D16.-)

M9220/1	Chondromatosis NOS
M9220/3	Chondrosarcoma NOS (C40.-, C41.-)
M9221/0	Juxtacortical chondroma (D16.-)
M9221/3	Juxtacortical chondrosarcoma (C40.-, C41.-)
M9230/0	Chondroblastoma NOS (D16.-)
M9230/3	Chondroblastoma, malignant (C40.-, C41.-)
M9231/3	Myxoid chondrosarcoma
M9240/3	Mesenchymal chondrosarcoma
M9241/0	Chondromyxoid fibroma (D16.-)
M925	Giant cell tumours
M9250/1	Giant cell tumour of bone NOS (D48.0)
M9250/3	Giant cell tumour of bone, malignant (C40.-, C41.-)
M9251/1	Giant cell tumour of soft parts NOS
M9251/3	Malignant giant cell tumour of soft parts
M926	Miscellaneous bone tumours
M9260/3	Ewing's sarcoma (C40.-, C41.-)
M9261/3	Adamantinoma of long bones (C40.-)
M9262/0	Ossifying fibroma (D16.-)
M927-M934	Odontogenic tumours
M9270/0	Odontogenic tumour, benign (D16.4, D16.5)
M9270/1	Odontogenic tumour, NOS (D48.0)
M9270/3	Odontogenic tumour, malignant (C41.0, C41.1)
M9271/0	Dentinoma (D16.4, D16.5)
M9272/0	Cementoma NOS (D16.4, D16.5)
M9273/0	Cementoblastoma, benign (D16.4, D16.5)
M9274/0	Cementifying fibroma (D16.4, D16.5)
M9275/0	Gigantiform cementoma (D16.4, D16.5)
M9280/0	Odontoma NOS (D16.4, D16.5)
M9281/0	Compound odontoma (D16.4, D16.5)
M9282/0	Complex odontoma (D16.4, D16.5)
M9290/0	Ameloblastic fibro-odontoma (D16.4, D16.5)
M9290/3	Ameloblastic odontosarcoma (C41.0, C41.1)
M9300/0	Adenomatoid odontogenic tumour (D16.4, D16.5)
M9301/0	Calcifying odontogenic cyst (D16.4, D16.5)
M9302/0	Odontogenic ghost cell tumour (D16.4, D16.5)
M9310/0	Ameloblastoma NOS (D16.4, D16.5)
M9310/3	Ameloblastoma, malignant (C41.0, C41.1)

INTERNATIONAL CLASSIFICATION OF DISEASES

M9311/0	Odontoameloblastoma (D16.4, D16.5)
M9312/0	Squamous odontogenic tumour (D16.4, D16.5)
M9320/0	Odontogenic myxoma (D16.4, D16.5)
M9321/0	Central odontogenic fibroma (D16.4, D16.5)
M9322/0	Peripheral odontogenic fibroma (D16.4, D16.5)
M9330/0	Ameloblastic fibroma (D16.4, D16.5)
M9330/3	Ameloblastic fibrosarcoma (C41.0, C41.1)
M9340/0	Calcifying epithelial odontogenic tumour (D16.4, D16.5)

M935-M937 Miscellaneous tumours

M9350/1	Craniopharyngioma (D44.3, D44.4)
M9360/1	Pinealoma (D44.5)
M9361/1	Pineocytoma (D44.5)
M9362/3	Pineoblastoma (C75.3)
M9363/0	Melanotic neuroectodermal tumour
M9364/3	Peripheral neuroectodermal tumour
M9370/3	Chordoma

M938-M948 Gliomas

M9380/3	Glioma, malignant (C71.-)
M9381/3	Gliomatosis cerebri (C71.-)
M9382/3	Mixed glioma (C71.-)
M9383/1	Subependymal glioma (D43.-)
M9384/1	Subependymal giant cell astrocytoma (D43.-)
M9390/0	Choroid plexus papilloma NOS (D33.0)
M9390/3	Choroid plexus papilloma, malignant (C71.5)
M9391/3	Ependymoma NOS (C71.-)
M9392/3	Ependymoma, anaplastic (C71.-)
M9393/1	Papillary ependymoma (D43.-)
M9394/1	Myxopapillary ependymoma (D43.-)
M9400/3	Astrocytoma NOS (C71.-)
M9401/3	Astrocytoma, anaplastic (C71.-)
M9410/3	Protoplasmic astrocytoma (C71.-)
M9411/3	Gemistocytic astrocytoma (C71.-)
M9420/3	Fibrillary astrocytoma (C71.-)
M9421/3	Pilocytic astrocytoma (C71.-)
M9422/3	Spongioblastoma NOS (C71.-)
M9423/3	Spongioblastoma polare (C71.-)
M9424/3	Pleomorphic xanthoastrocytoma (C71.-)
M9430/3	Astroblastoma (C71.-)

M9440/3	Glioblastoma NOS (C71.-)
M9441/3	Giant cell glioblastoma (C71.-)
M9442/3	Gliosarcoma (C71.-)
M9443/3	Primitive polar spongioblastoma (C71.-)
M9450/3	Oligodendroglioma NOS (C71.-)
M9451/3	Oligodendroglioma, anaplastic (C71.-)
M9460/3	Oligodendroblastoma (C71.-)
M9470/3	Medulloblastoma NOS (C71.6)
M9471/3	Desmoplastic medulloblastoma (C71.6)
M9472/3	Medullomyoblastoma (C71.6)
M9473/3	Primitive neuroectodermal tumour (C71.-)
M9480/3	Cerebellar sarcoma NOS (C71.6)
M9481/3	Monstrocellular sarcoma (C71.-)

M949-M952 Neuroepitheliomatous neoplasms

M9490/0	Ganglioneuroma
M9490/3	Ganglioneuroblastoma
M9491/0	Ganglioneuromatosis
M9500/3	Neuroblastoma NOS
M9501/3	Medulloepithelioma NOS
M9502/3	Teratoid medulloepithelioma
M9503/3	Neuroepithelioma NOS
M9504/3	Spongioneuroblastoma
M9505/1	Ganglioglioma
M9506/0	Neurocytoma
M9507/0	Pacinian tumour
M9510/3	Retinoblastoma NOS (C69.2)
M9511/3	Retinoblastoma, differentiated (C69.2)
M9512/3	Retinoblastoma, undifferentiated (C69.2)
M9520/3	Olfactory neurogenic tumour
M9521/3	Esthesioneurocytoma (C30.0)
M9522/3	Esthesioneuroblastoma (C30.0)
M9523/3	Esthesioneuroepithelioma (C30.0)

M953 Meningiomas

M9530/0	Meningioma NOS (D32.-)
M9530/1	Meningiomatosis NOS (D42.-)
M9530/3	Meningioma, malignant (C70.-)
M9531/0	Meningotheliomatous meningioma (D32.-)
M9532/0	Fibrous meningioma (D32.-)

INTERNATIONAL CLASSIFICATION OF DISEASES

M9533/0	Psammomatous meningioma (D32.-)
M9534/0	Angiomatous meningioma (D32.-)
M9535/0	Haemangioblastic meningioma (D32.-)
M9536/0	Haemangiopericytic meningioma (D32.-)
M9537/0	Transitional meningioma (D32.-)
M9538/1	Papillary meningioma (D42.-)
M9539/3	Meningeal sarcomatosis (C70.-)

M954-M957 Nerve sheath tumours

M9540/0	Neurofibroma NOS
M9540/1	Neurofibromatosis NOS (Q85.0)
M9540/3	Neurofibrosarcoma
M9541/0	Melanotic neurofibroma
M9550/0	Plexiform neurofibroma
M9560/0	Neurilemmoma NOS
M9560/1	Neurinomatosis
M9560/3	Neurilemmoma, malignant
M9561/3	Triton tumour, malignant
M9562/0	Neurothekeoma
M9570/0	Neuroma NOS

M958 Granular cell tumours and alveolar soft part sarcoma

M9580/0	Granular cell tumour NOS
M9580/3	Granular cell tumour, malignant
M9581/3	Alveolar soft part sarcoma

M959-M971 Hodgkin's and non-Hodgkin's lymphoma

<i>M959</i>	<i>Malignant lymphomas NOS or diffuse</i>
M9590/3	Malignant lymphoma NOS (C84.5, C85.9)
M9591/3	Malignant lymphoma, non-Hodgkin's NOS (C85.9)
M9592/3	Lymphosarcoma NOS (C85.0)
M9593/3	Reticulosarcoma NOS (C83.3, C83.9)
M9594/3	Microglioma (C85.7)
M9595/3	Malignant lymphoma, diffuse NOS (C83.9)

M965-M966 Hodgkin's disease

M9650/3	Hodgkin's disease NOS (C81.9)
M9652/3	Hodgkin's disease, mixed cellularity NOS (C81.2)
M9653/3	Hodgkin's disease, lymphocytic depletion NOS (C81.3)

MORPHOLOGY OF NEOPLASMS

- M9654/3 Hodgkin's disease, lymphocytic depletion, diffuse fibrosis (C81.3)
M9655/3 Hodgkin's disease, lymphocytic depletion, reticular (C81.3)
M9657/3 Hodgkin's disease, lymphocytic predominance NOS (C81.0)
M9658/3 Hodgkin's disease, lymphocytic predominance, diffuse (C81.0)
M9659/3 Hodgkin's disease, lymphocytic predominance, nodular (C81.0)
M9660/3 Hodgkin's paragranuloma NOS (C81.7)
M9661/3 Hodgkin's granuloma (C81.7)
M9662/3 Hodgkin's sarcoma (C81.7)
M9663/3 Hodgkin's disease, nodular sclerosis NOS (C81.1)
M9664/3 Hodgkin's disease, nodular sclerosis, cellular phase (C81.1)
M9665/3 Hodgkin's disease, nodular sclerosis, lymphocytic predominance (C81.1)
M9666/3 Hodgkin's disease, nodular sclerosis, mixed cellularity (C81.1)
M9667/3 Hodgkin's disease, nodular sclerosis, lymphocytic depletion (C81.1)
- M967-M968 Malignant lymphoma, diffuse or NOS, specified type*
M9670/3 Malignant lymphoma, small lymphocytic NOS (C83.0)
M9671/3 Malignant lymphoma, lymphoplasmacytic (C83.8)
M9672/3 Malignant lymphoma, small cleaved cell, diffuse (C83.1)
M9673/3 Malignant lymphoma, lymphocytic, intermediate differentiation, diffuse (C83.8)
M9674/3 Malignant lymphoma, centrocytic (C83.8)
M9675/3 Malignant lymphoma, mixed small and large cell, diffuse (C83.2)
M9676/3 Malignant lymphoma, centroblastic-centrocytic, diffuse (C83.8)
M9677/3 Malignant lymphomatous polyposis (C83.8)
M9680/3 Malignant lymphoma, large cell, diffuse NOS (C83.3)
M9681/3 Malignant lymphoma, large cell, cleaved, diffuse (C83.3)
M9682/3 Malignant lymphoma, large cell, noncleaved, diffuse (C83.3)
M9683/3 Malignant lymphoma, centroblastic, diffuse (C83.8)
M9684/3 Malignant lymphoma, immunoblastic NOS (C83.4)
M9685/3 Malignant lymphoma, lymphoblastic (C83.5)
M9686/3 Malignant lymphoma, small cell, noncleaved, diffuse (C83.0, C83.6)
M9687/3 Burkitt's lymphoma NOS (C83.7)
- M969 Malignant lymphoma, follicular or nodular, with or without diffuse areas*
M9690/3 Malignant lymphoma, follicular NOS (C82.9)
M9691/3 Malignant lymphoma, mixed small cleaved and large cell, follicular (C82.1)
M9692/3 Malignant lymphoma, centroblastic-centrocytic, follicular (C82.7)
M9693/3 Malignant lymphoma, lymphocytic, well differentiated, nodular (C82.7)
M9694/3 Malignant lymphoma, lymphocytic, intermediate differentiation, nodular (C82.7)
M9695/3 Malignant lymphoma, small cleaved cell, follicular (C82.0)

INTERNATIONAL CLASSIFICATION OF DISEASES

M9696/3	Malignant lymphoma, lymphocytic, poorly differentiated, nodular (C82.7)
M9697/3	Malignant lymphoma, centroblastic, follicular (C82.7)
M9698/3	Malignant lymphoma, large cell, follicular NOS (C82.2)
<i>M970</i>	<i>Specified cutaneous and peripheral T-cell lymphomas</i>
M9700/3	Mycosis fungoides (C84.0)
M9701/3	Sézary's disease (C84.1)
M9702/3	Peripheral T-cell lymphoma NOS (C84.4)
M9703/3	T-zone lymphoma (C84.2)
M9704/3	Lymphoepithelioid lymphoma (C84.3)
M9705/3	Peripheral T-cell lymphoma, AILD (angioimmunoblastic lymphadenopathy with dysproteinaemia) (C84.4)
M9706/3	Peripheral T-cell lymphoma, pleomorphic small cell (C84.4)
M9707/3	Peripheral T-cell lymphoma, pleomorphic medium and large cell (C84.4)
M9709/3	Cutaneous lymphoma (C84.5)
<i>M971</i>	<i>Other specified non-Hodgkin's lymphomas</i>
M9711/3	Monocytoid B-cell lymphoma (C85.7)
M9712/3	Angioendotheliomatosis (C85.7)
M9713/3	Angiocentric T-cell lymphoma (C85.7)
M9714/3	Large cell (Ki-1+) lymphoma (C85.7)
M972	Other lymphoreticular neoplasms
M9720/3	Malignant histiocytosis (C96.1)
M9722/3	Letterer-Siwe disease (C96.0)
M9723/3	True histiocytic lymphoma (C96.3)
M973	Plasma cell tumours
M9731/3	Plasmacytoma NOS (C90.2)
M9732/3	Multiple myeloma (C90.0)
M974	Mast cell tumours
M9740/1	Mastocytoma NOS (D47.0)
M9740/3	Mast cell sarcoma (C96.2)
M9741/3	Malignant mastocytosis (C96.2)
M976	Immunoproliferative diseases
M9760/3	Immunoproliferative disease NOS (C88.9)
M9761/3	Waldenström's macroglobulinaemia (C88.0)
M9762/3	Alpha heavy chain disease (C88.1)

M9763/3	Gamma heavy chain disease (C88.2)
M9764/3	Immunoproliferative small intestinal disease (C88.3)
M9765/1	Monoclonal gammopathy (D47.2)
M9766/1	Angiocentric immunoproliferative lesion (D47.7)
M9767/1	Angioimmunoblastic lymphadenopathy (D47.7)
M9768/1	T-gamma lymphoproliferative disease (D47.7)

M980-M994 Leukaemias

<i>M980</i>	<i>Leukaemias NOS</i>
M9800/3	Leukaemia NOS (C95.9)
M9801/3	Acute leukaemia NOS (C95.0)
M9802/3	Subacute leukaemia NOS (C95.2)
M9803/3	Chronic leukaemia NOS (C95.1)
M9804/3	Aleukaemic leukaemia NOS (C95.7)
<i>M982</i>	<i>Lymphoid leukaemias</i>
M9820/3	Lymphoid leukaemia NOS (C91.9)
M9821/3	Acute lymphoblastic leukaemia NOS (C91.0)
M9822/3	Subacute lymphoid leukaemia (C91.2)
M9823/3	Chronic lymphocytic leukaemia (C91.1)
M9824/3	Aleukaemic lymphoid leukaemia (C91.7)
M9825/3	Prolymphocytic leukaemia (C91.3)
M9826/3	Burkitt's cell leukaemia (C91.7)
M9827/3	Adult T-cell leukaemia/lymphoma (C91.5)
<i>M983</i>	<i>Plasma cell leukaemia</i>
M9830/3	Plasma cell leukaemia (C90.1)
<i>M984</i>	<i>Erythroleukaemias</i>
M9840/3	Erythroleukaemia (C94.0)
M9841/3	Acute erythraemia (C94.0)
M9842/3	Chronic erythraemia (C94.1)
<i>M985</i>	<i>Lymphosarcoma cell leukaemia</i>
M9850/3	Lymphosarcoma cell leukaemia (C94.7)
<i>M986</i>	<i>Myeloid (granulocytic) leukaemias</i>
M9860/3	Myeloid leukaemia NOS (C92.9)
M9861/3	Acute myeloid leukaemia (C92.0)

INTERNATIONAL CLASSIFICATION OF DISEASES

M9862/3	Subacute myeloid leukaemia (C92.2)
M9863/3	Chronic myeloid leukaemia (C92.1)
M9864/3	Aleukaemic myeloid leukaemia (C92.7)
M9866/3	Acute promyelocytic leukaemia (C92.4)
M9867/3	Acute myelomonocytic leukaemia (C92.5)
M9868/3	Chronic myelomonocytic leukaemia (C92.7)
<i>M987</i>	<i>Basophilic leukaemia</i>
M9870/3	Basophilic leukaemia (C92.-)
<i>M988</i>	<i>Eosinophilic leukaemia</i>
M9880/3	Eosinophilic leukaemia (C92.-)
<i>M989</i>	<i>Monocytic leukaemias</i>
M9890/3	Monocytic leukaemia NOS (C93.9)
M9891/3	Acute monocytic leukaemia (C93.0)
M9892/3	Subacute monocytic leukaemia (C93.2)
M9893/3	Chronic monocytic leukaemia (C93.1)
M9894/3	Aleukaemic monocytic leukaemia (C93.7)
<i>M990-M994</i>	<i>Other leukaemias</i>
M9900/3	Mast cell leukaemia (C94.3)
M9910/3	Acute megakaryoblastic leukaemia (C94.2)
M9930/3	Myeloid sarcoma (C92.3)
M9931/3	Acute panmyelosis (C94.4)
M9932/3	Acute myelofibrosis (C94.5)
M9940/3	Hairy cell leukaemia (C91.4)
M9941/3	Leukaemic reticuloendotheliosis (C91.4)
M995-M997	Miscellaneous myeloproliferative and lymphoproliferative disorders
M9950/1	Polycythaemia vera (D45)
M9960/1	Chronic myeloproliferative disease (D47.1)
M9961/1	Myelosclerosis with myeloid metaplasia (D47.1)
M9962/1	Idiopathic thrombocythaemia (D47.3)
M9970/1	Lymphoproliferative disease NOS (D47.9)
M998	Myelodysplastic syndrome
M9980/1	Refractory anaemia NOS (D46.4)
M9981/1	Refractory anaemia without sideroblasts (D46.0)

MORPHOLOGY OF NEOPLASMS

M9982/1	Refractory anaemia with sideroblasts (D46.1)
M9983/1	Refractory anaemia with excess of blasts (D46.2)
M9984/1	Refractory anaemia with excess of blasts with transformation (D46.3)
M9989/1	Myelodysplastic syndrome NOS (D46.9)