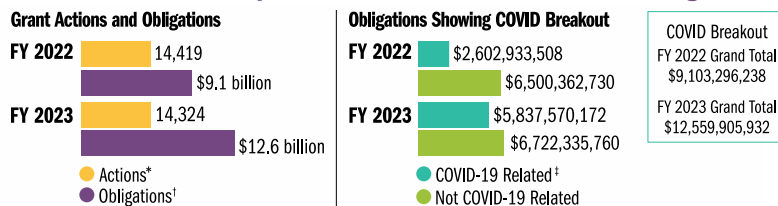


# Office of Financial Resources (OFR): FY 2023 Assistance Snapshot at CDC

CDC fulfilled 25,205 acquisition and assistance actions in FY 2023, obligating more than \$20.5 billion in federal funds. This allowed public health funds to quickly and effectively reach intended populations to maximize public health outcomes.

Of the 25,205 acquisition and assistance actions obligating more than \$20.5 billion in FY 2023, OFR supported 6,982 grant awards to 2,623 recipients through its Office of Grants Services (OGS). These 6,982 awards generated 14,324 actions. OGS processed funding of nearly \$12.6 billion for public health programs and research in the United States and around the world. OGS also published 129 new Notices of Funding Opportunities (NOFOs).

## FY 2022–2023 Comparison of Grant Actions and Obligations



\* The number of grant actions were determined using all Account FYs.

† The FY 2022 total obligation amount was determined by using the Account FY 2022 data only and rounded. The FY 2023 total obligation amount was determined by using the Account FY 2023 data only and rounded.

‡ This obligation data contains funding from all COVID-19 supplemental appropriations CDC received, including funding made available from the Coronavirus Preparedness and Response Supplemental Appropriations Act, 2020 that was transferred to the Infectious Diseases Rapid Response Reserve Fund (IDRRRF) and used to support the Ebola and mpox responses.

## FY 2023 CDC Grants by Centers, Institute, and Offices (CIOs)

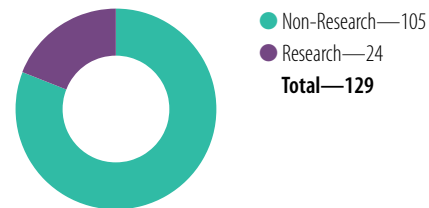
CIO	NOFOs	Grants	Actions	Total Obligations
ATSDR	13	60	116	\$38,870,067
CFA	1	13	13	\$103,192,494
CGH	440	640	2,469	\$2,005,052,374
CPR/ORR	7	275	523	\$706,726,090
CSELS	5	121	441	\$4,098,371,786
CSTLTS	18	561	753	\$397,938,501
NCBDDD	37	257	375	\$112,234,751
NCCDPHP	104	1,504	2,571	\$996,374,056
NCEH	21	251	385	\$99,187,497
NCEZID	55	251	945	\$1,344,974,957
NCHHSTP	67	760	1,988	\$1,156,677,177
NCHS	2	2	5	\$920,000
NCIPC	83	1,673	2,602	\$537,594,222
NCIRD	58	260	575	\$805,849,868
NIOSH	43	264	426	\$129,257,140
OD	8	18	43	\$15,004,103
SBIR	10	72	94	\$11,680,849
<b>Grand Total</b>	<b>972</b>	<b>6,982</b>	<b>14,324</b>	<b>\$12,559,905,932</b>

Grant and action counts are based on the organization that administers the grant.

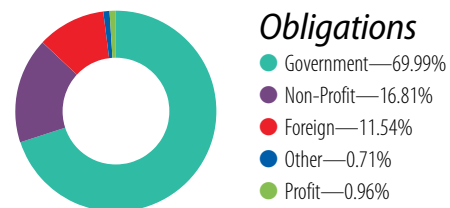
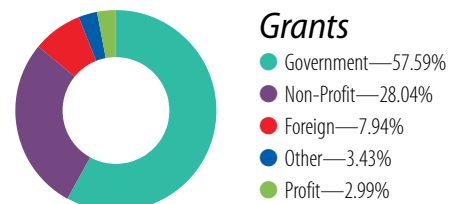
Dollars are based on the organization providing funding, regardless of which organization administers the grant.

The FY 2023 total obligation amount was determined by using the Account FY 2023 data only and rounded. The number of NOFOs, grant awards, and actions were determined using all Account FYs.

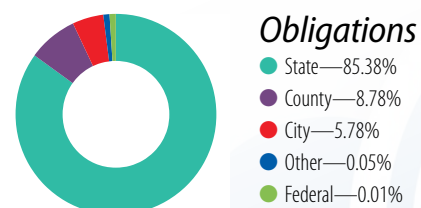
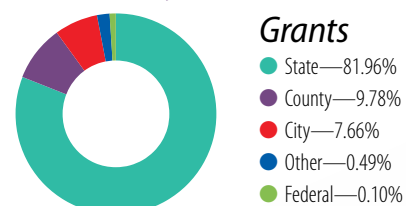
## FY 2023 CDC New Grant Notices of Funding Opportunities (NOFOs)



## FY 2023 CDC Awards by Recipient Type



## FY 2023 CDC Awards by Government Recipient Type

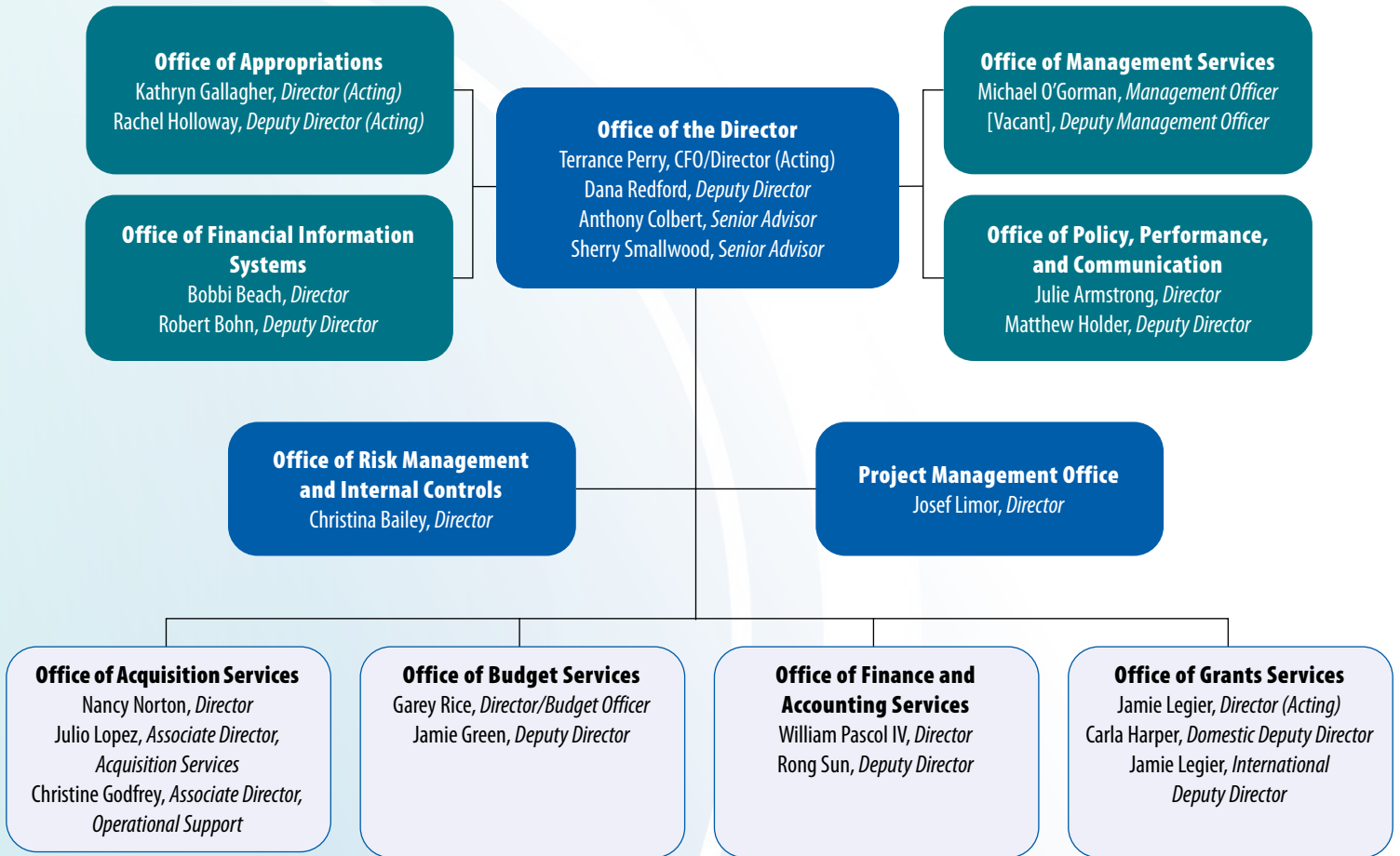


Data for these charts are from <http://taggs.hhs.gov>. Numbers are rounded and may not add up to 100%.



**Centers for Disease Control and Prevention**  
Office of the Chief Operating Officer

# Office of Financial Resources Organization Chart



As of December 2023

## OFR’s Vision and Mission

### Vision

Excellence and innovation in the investment and management of public funds for public health through the proud contributions of a talented and diverse workforce.

### Mission

The Office of Financial Resources contributes to the achievement of positive public health outcomes at CDC by providing exemplary customer-focused leadership and fiscal stewardship in appropriations, acquisitions, assistance, and financial management with accountability and sound business practices.