



# Occupational Health Safety Network


is an innovative web-based system that enables healthcare facilities to track, analyze, and prevent workplace injuries that occur among their workers using data you already collect.

## OHSN tracks injuries related to:

 blood and body fluid exposures

 patient handling

 sharps injuries

 slips, trips, and falls

 workplace violence

## OHSN is free and secure

You do not need to purchase software to use OHSN. OHSN is hosted on a secure Centers for Disease Control and Prevention (CDC) server to maintain privacy and ensure healthcare facility data are protected.

## IMPROVE YOUR WORKER HEALTH



### SIGN UP TO USE OHSN

Learn how your healthcare facility can become a part of the Occupational Health Safety Network.

Visit: [www.cdc.gov/niosh/topics/ohsn](http://www.cdc.gov/niosh/topics/ohsn)

#### REFERENCES

1. CDC (Centers for Disease Control and Prevention) [2015]. Occupational traumatic injuries among workers in health care facilities - United States, 2012–2014. *MMWR* 64(15):405–410.
2. BLS [2011]. Table R8. Incidence rates for nonfatal occupational injuries and illnesses involving days away from work per 10,000 full-time workers by industry and selected events or exposures leading to injury or illness, private industry, 2011. Washington, DC: U.S. Department of Labor, Bureau of Labor Statistics <http://www.bls.gov/iif/oshwc/osh/case/ostb3210.pdf>.
3. BLS [2009]. Incidence rates for nonfatal occupational injuries and illnesses involving days away from work per 10,000 full-time workers by industry and selected events or exposures leading to injury or illness, 2008. Washington, DC: U.S. Department of Labor, Bureau of Labor Statistics <http://www.bls.gov/iif/oshcdnew.htm>.
4. BLS [2013]. Table R4. Number of nonfatal occupational injuries and illnesses involving days away from work by industry and selected events or exposures leading to injury or illness, private industry, 2013. Washington, DC: U.S. Department of Labor, Bureau of Labor Statistics <http://www.bls.gov/iif/oshwc/osh/case/ostb3985.pdf>.

Disclaimer: Mention of any company or product does not constitute endorsement by NIOSH.

To receive documents or more information about occupational safety and health topics, contact NIOSH:

Telephone: 1-800-cdc-info (1-800-232-4636)  
TTY: 1-888-232-6348 | [www.cdc.gov/info](http://www.cdc.gov/info)

For updates on the Occupational Health Safety Network visit [www.cdc.gov/niosh/topics/ohsn](http://www.cdc.gov/niosh/topics/ohsn)

DHHS (NIOSH) Publication No. 2015-236 (Revised)  
March 2017

DEPARTMENT OF HEALTH AND HUMAN SERVICES  
Centers for Disease Control and Prevention  
National Institute for Occupational Safety and Health



Follow NIOSH on Facebook and Twitter

# OHSN

## OCCUPATIONAL HEALTH SAFETY NETWORK

Make it easier to protect your workers. The safety of your workers is equally important as the safety of your patients.

[Learn how OHSN can help.](#)



In 2013, **one in five** workers in the healthcare and social assistance industry reported a nonfatal job-related injury. This is the highest number of such injuries reported among all private industries.<sup>1</sup>



## The most common injuries are due to:

### PATIENT HANDLING

The overexertion injury rate for healthcare workers was 76 per 10,000 full-time workers—twice the average across all industries.<sup>2</sup> The single greatest risk factor for overexertion injuries in healthcare workers is manual lifting, moving, and repositioning of patients.

### SLIPS, TRIPS, AND FALLS

The incidence rate of lost-workday injuries from slips, trips, and falls on the same level in hospitals was 38 per 10,000 employees. This was 90% greater than the average rate for all other private industries combined.<sup>3</sup> Slips, trips, and falls frequently result in disabling injuries that impact a healthcare worker's ability to do his or her job.

### WORKPLACE VIOLENCE

In 2013, there were 9,200 nonfatal workplace violence injuries reported among healthcare workers. This was more than 67% of nonfatal violence-related injuries occurring in all industries.<sup>4</sup> The unique culture and unpredictability of healthcare facilities increase the risk of both physical and verbal abuse among workers.



## Occupational Health Safety Network Can Help Reduce Worker Injuries

### OHSN provides your healthcare facility with:



#### INJURY CAUSES AND TRENDS

Identify the most common injuries and how they occurred in your facility.



#### MEASURES OF IMPACT

Monitor injury trends over time to evaluate the impact of interventions using OHSN's report function.



#### EFFECTIVE AND TARGETED INTERVENTIONS

Implement targeted interventions developed by the National Institute for Occupational Safety and Health (NIOSH) and participating OHSN facilities.



#### INSTANT INJURY DATA REPORTS

Prepare timely and customized reports needed for Occupational Safety and Health Administration (OSHA) regulatory and The Joint Commission accreditation requirements as well as for management and staff.



**These events also impact patient safety and reducing injuries to workers will also reduce injuries to patients.**